




Turn to the experts

Product Data

WeatherMaker® Single Packaged Rooftop Electric Cooling Vertical Air Flow Unit

15, 17.5, 20, 25, 27.5 Nominal Tons



Unit shown with economizer and power exhaust

50TC 17, 20, 24, 28, 30
Packaged Rooftop Cooling Units with Puron® Refrigerant
Vertical Air Flow

The 15 to 27.5 ton WeatherMaker® Carrier rooftop unit (RTU) was designed by customers for customers. Equipped with “no-strip” screw collars, handled access panels, and more; the unit is easy to install, easy to maintain, easy to use, and reliable.

Easy to install

These WeatherMaker units are designed for dedicated factory-supplied vertical air flow duct configurations. No special field kits are required. Designed to fit on pre-installed curbs by another manufacturer, these units also fit on past designed Carrier installed curbs with a new certified and authorized adapter curb. This cabinet design also integrates a large control box that gives you room to work and room to mount Carrier accessory controls.

Easy to maintain

Easy access handles by Carrier provide quick and easy access to all major, normally serviced components. Our “no-strip” screw system has superior holding power and guides screws into position while preventing the screw from stripping the unit’s metal. Take accurate pressure readings by reading condenser pressure with panels in place as compressors are strategically located to eliminate any air bypass.

Easy to use

The newly designed, central terminal board by Carrier puts all your connections and troubleshooting points in one convenient place, standard. Most low voltage connections are made to the same board and make it easy to find what you’re looking for and easy to access it.

Reliable

Each unit comes with precision sized and tested scroll compressor that is internally

protected from over temperature and pressures. In addition, each refrigerant circuit is further protected with a high-pressure and low-pressure switch as well as containing a liquid line filter drier. Each unit is factory tested prior to shipment to help ensure unit operation once properly installed.

- 2-stage cooling capacity with independent circuits and control.
- Round tube/plate fin (RTPF) available on all sizes or Novation® all aluminum condenser (outdoor) coils available on 17-28 sizes only. Special coil-coating also available for coastal and industrial environments.
- EERs up to 11.0.
- IEERs up to 12.2 with single speed indoor fan motor and up to 12.9 with SAV™ (Staged Air Volume) 2-speed/VFD indoor fan motor.
- Dedicated vertical air flow duct configuration models. No field kits required.
- Utility connections through the side or bottom. Bottom connections are also in an enclosed environment to help prevent water entry. Field supplied couplings are required.
- Standardized components and control box layout. Standardized components and controls make stocking parts and service easier.
- Scroll compressors on all units. This makes service, stocking parts, replacement, and troubleshooting easier.
- Proven Acutrol™ refrigerant metering system.
- Easy-adjust, belt-drive motor available. Motor assembly also contains a fan belt break protection system on all models and reliable pillow block bearing system that allows lubrication thru front of the unit.

- Capable of thru-the-base electrical routing.
- Full range of electric heaters and single point electric kits that are pre-engineered and approved for field installation.
- Single-point electrical connection.
- Sloped, composite drain pan sheds water and won’t rust.
- Standardized controls and control box layout. Standardized components and controls make stocking parts and service easier.
- Clean, large, easy to use control box.
- Color-coded wiring.
- Large, laminated wiring and power wiring drawings which are affixed to unit make troubleshooting easy.
- Single, central terminal board for test and wiring connections.
- Fast-access, handled, panels for easy access on normally accessed service panels.
- “No-strip” screw system guides screws into the panel and captures them tightly without stripping the screw, the panel, or the unit.
- Mechanical cooling (115°F to 30°F/46°C to -1°C) standard on all models. Low ambient controller allows operation down to -20°F (-29°C).
- 2-in. (51mm) disposable filters on all units, with 4-in. (102 mm) filter track - field-installed.
- Refrigerant filter-drier on each circuit.
- High and low pressure switches. Added reliability with high pressure switch and low pressure switch.
- Many factory-installed options ranging from air management economizers, 2 position dampers, manual outdoor air dampers, plus convenience outlets, disconnect switch and smoke detectors.
- Factory-installed Humidi-MiZer® adaptive dehumidification system. Available on 17-28 sizes with RTPF condenser coil models only.
- Standard Parts Warranty: 10 year aluminum heat exchanger, 5 year compressor, 3 year Novation condenser coil, 1 year others.
- Optional SAV system utilizes a Variable Frequency Drive (VFD) to automatically adjust the indoor fan motor speed between cooling stages. Available on 2-stage cooling models 17-30 with electro-mechanical controls or RTU Open controller.

Table of contents

| | |
|-------------------------------------|----|
| Features and Benefits | 2 |
| Model Number Nomenclature | 3 |
| AHRI Capacity Ratings | 4 |
| Physical Data | 6 |
| Options and Accessories | 18 |
| Dimensions | 22 |
| Performance Data | 34 |
| Fan Data | 45 |
| Electrical Data | 51 |
| Typical Wiring Diagrams | 88 |
| Sequence of Operation | 91 |
| Application Data | 93 |
| Guide Specifications | 94 |

Model number nomenclature



MODEL NUMBER NOMENCLATURE

| | | | | | | | | | | | | | | | | | | |
|-----------|---|---|---|---|---|---|---|---|---|----|----|----|----|----|----|----|----|----|
| Position: | 1 | 2 | 3 | 4 | 5 | 6 | 7 | 8 | 9 | 10 | 11 | 12 | 13 | 14 | 15 | 16 | 17 | 18 |
| Example: | 5 | 0 | T | C | - | D | 2 | 4 | A | 1 | G | 6 | - | 0 | A | 0 | A | 0 |

Unit Heat Type
50 - Electric Heat
Packaged Rooftop

Model Series - WeatherMaker®
TC - Standard Efficiency

Heat Options
- = No Heat

Refrig. Systems Options
D = Two stage cooling model
E = Two stage cooling models with Humidi-MiZer®
(17-28 models with RTPF coils only)

Cooling Tons
17 = 15 tons 28 = 25 tons
20 = 17.5 tons 30 = 27.5 tons
24 = 20 tons

Sensor Options
A = None
B = RA Smoke Detector
C = SA Smoke Detector
D = RA + SA Smoke Detector
E = CO₂
F = RA Smoke Detector and CO₂
G = SA Smoke Detector and CO₂
H = RA + SA Smoke Detector and CO₂

Indoor Fan Options and Air Flow Configuration
1 = Standard Static/Vertical Supply, Return Air Flow
2 = Medium Static/Vertical Supply, Return Air Flow
3 = High Static/Vertical Supply, Return Air Flow
B = Med Static High Efficiency Motor/Vertical Supply, Return Air Flow
C = High Static High Efficiency Motor/Vertical Supply, Return Air Flow

Coil Options – RTPF (Outdoor – Indoor – Hail Guard)
A = Al/Cu – Al/Cu
B = Precoat Al/Cu – Al/Cu
C = E-coat Al/Cu – Al/Cu
D = E-coat Al/Cu – E-coat Al/Cu
E = Cu/Cu – Al/Cu
F = Cu/Cu – Cu/Cu
M = Al/Cu – Al/Cu – Louvered Hail Guard
N = Precoat Al/Cu – Al/Cu – Louvered Hail Guard
P = E-coat Al/Cu – Al/Cu – Louvered Hail Guard
Q = E-coat Al/Cu – E-coat Al/Cu – Louvered Hail Guard
R = Cu/Cu – Al/Cu – Louvered Hail Guard
S = Cu/Cu – Cu/Cu – Louvered Hail Guard

Coil Options – Novation® (Outdoor – Indoor – Hail Guard)
G = Al/Al – Al/Cu
H = Al/Al – Cu/Cu
J = Al/Al – E-coat Al/Cu
K = E-coat Al/Al – Al/Cu
L = E-coat Al/Al – E-coat Al/Cu
T = Al/Al – Al/Cu – Louvered Hail Guard
U = Al/Al – Cu/Cu – Louvered Hail Guard
V = Al/Al – E-coat Al/Cu – Louvered Hail Guard
W = E-coat Al/Al – Al/Cu – Louvered Hail Guard
X = E-coat Al/Al – E-coat Al/Cu – Louvered Hail Guard

Packaging & Seismic Compliance
0 = Standard
3 = California Seismic Compliant

Electrical Options
A = None
C = Non-Fused Disconnect
G = 2-Speed Indoor Fan (VFD) Controller
J = 2 Speed Fan Controller (VFD) and
Non-Fused Disconnect

Service Options
0 = None
1 = Unpowered Convenience Outlet
2 = Powered Convenience Outlet
3 = Hinged Panels
4 = Hinged Panels and
Unpowered Convenience Outlet
5 = Hinged Panels and
Powered Convenience Outlet

Intake / Exhaust Options
A = None
B = Temperature Economizer w/ Barometric Relief
F = Enthalpy Economizer w/ Barometric Relief
K = 2-Position Damper
U = Temp Ultra Low Leak Economizer w/ Baro Relief
V = Temp Ultra Low Leak Economizer w/ PE (cert) -
Vertical Air Only
W = Enthalpy Ultra Low Leak Economizer w/ Baro Relief
X = Enthalpy Ultra Low Leak Economizer PE (cert) -
Vertical Air Only

Base Unit Controls
0 = Base Electromechanical Controls
1 = PremierLink Controller*
2 = RTU Open Multi-Protocol Controller
6 = Electro-mechanical w/ 2-Speed Fan
and W7220 Economizer Controller

Design Revision
- = Factory Design Revision

Voltage
1 = 575/3/60
5 = 208-230/3/60
6 = 460/3/60

*PremierLink™ controller cannot be used with Staged Air Volume (SAV™) 2-speed indoor fan motor.

AHRI CAPACITY RATINGS

| 50TC UNIT SIZE | NOM. CAPACITY (Tons) | NET COOLING CAPACITY (Mbh) | TOTAL POWER (kW) | EER | IEER | IEER With 2-SPEED* | RATED INDOOR AIRFLOW (Cfm) |
|----------------|----------------------|----------------------------|------------------|------|------|--------------------|----------------------------|
| 17 | 15 | 202.0 | 18.4 | 11.0 | 12.2 | 12.9 | 4,900 |
| 20 | 18 | 208.0 | 18.9 | 11.0 | 11.9 | 12.9 | 6,125 |
| 24 | 20 | 242.0 | 24.2 | 10.0 | 10.8 | 11.9 | 8,000 |
| 28 | 25 | 280.0 | 28.0 | 10.0 | 10.6 | 11.7 | 8,750 |
| 30† | 30 | 330.0 | 33.0 | 10.0 | 10.6 | 11.7 | 9,750 |

LEGEND

- AHRI** — Air-Conditioning, Heating and Refrigeration Institute
ASHRAE — American Society of Heating, Refrigerating and Air-Conditioning Engineers
EER — Energy Efficiency Ratio
IECC — International Energy Conservation Code
IEER — Integrated Energy Efficiency Ratio

*Available in MCHX. Not available in RTPF.

†Size 30 units are only available in RTPF.

NOTES:

- Rated and certified under AHRI Standard 340/360, as appropriate.
- Ratings are based on:
Cooling Standard: 80°F (27°C) db, 67°F (19°C) wb indoor air temp and 95°F (35°C) db outdoor air temp.
IEER Standard: A measure that expresses cooling part-load EER efficiency for commercial unitary air conditioning and heat pump equipment on the basis of weighted operation at various load capacities.
- The 50TC 17-30 rooftops meet ASHRAE 90.1-2016 and IECC-2015 minimum efficiency requirements when equipped with the SAV™ (staged air volume) option.
- Where appropriate, 50TC units comply with US Energy Policy Act. Refer to state and local codes or visit the following website: <http://bcap-energy.org> to determine if compliance with this standard pertains to your state, territory, or municipality.



MINIMUM - MAXIMUM AIRFLOW

| 50TC UNIT SIZE | NOMINAL kW | ELECTRIC HEATERS | | COOLING | | | |
|----------------|------------|------------------|---------|---------|-------------------------------------------|------------------------------------------|---------|
| | | MINIMUM | MAXIMUM | MINIMUM | MINIMUM 2-SPEED FAN MOTOR (AT HIGH SPEED) | MINIMUM 2-SPEED FAN MOTOR (AT LOW SPEED) | MAXIMUM |
| 17 | 25 | 4500 | 7500 | 4500 | 4500 | 3000 | 7500 |
| | 50 | | | | | | |
| | 75 | | | | | | |
| 20 | 25 | 5200 | 9000 | 5200 | 5200 | 3500 | 9000 |
| | 50 | | | | | | |
| | 75 | | | | | | |
| 24 | 25 | 6000 | 10,000 | 6000 | 6000 | 4000 | 10,000 |
| | 50 | | | | | | |
| | 75 | | | | | | |
| 28 | 25 | 7000 | 12,500 | 7500 | 8450 | 5633 | 12,500 |
| | 50 | | | | | | |
| | 75 | | | | | | |
| 30 | 25 | 8500 | 13,750 | 8250 | 9450 | 6300 | 13,750 |
| | 50 | | | | | | |

SOUND PERFORMANCE RATINGS

| 50TC UNIT SIZE | COOLING STAGE | OUTDOOR SOUND (dB) At 60 Hz | | | | | | | | | | | |
|----------------------|------------------|-----------------------------|--------|--------------------|-------|------|------|------|------|------|------|------|------|
| | | A-WEIGHTED | LINEAR | AHRI-370 RATING | 31.5 | 63 | 125 | 250 | 500 | 1000 | 2000 | 4000 | 8000 |
| 17 | 2 | 84.1 | 96.2 | 84 | 92.6 | 92.2 | 83.9 | 80.4 | 81.8 | 78.7 | 76.5 | 72.2 | 65.4 |
| 20 | 2 | 84.1 | 96.2 | 84 | 92.6 | 92.2 | 83.9 | 80.4 | 81.8 | 78.7 | 76.5 | 72.2 | 65.4 |
| 24 | 2 | 86.5 | 99.6 | 87 | 96.2 | 95.6 | 87.5 | 84.2 | 84.2 | 81.7 | 77.9 | 73.2 | 66.3 |
| 28 | 2 | 85.9 | 103.0 | 86 | 101.3 | 97.1 | 88.3 | 84.4 | 83.3 | 80.7 | 77.4 | 73.4 | 67.3 |
| 30 | 2 | 85.9 | 103.0 | 86 | 101.3 | 97.1 | 88.3 | 84.4 | 83.3 | 80.7 | 77.4 | 73.4 | 67.3 |

LEGEND

dB — Decibel

NOTES:

1. Outdoor sound data is measured in accordance with AHRI standard 270.
2. Measurements are expressed in terms of sound power. Do not compare these values to sound pressure values because sound

pressure depends on specific environmental factors which normally do not match individual applications. Sound power values are independent of the environment and therefore more accurate.

3. A-weighted sound ratings filter out very high and very low frequencies, to better approximate the response of "average" human ear. A-weighted measurements for Carrier units are taken in accordance with AHRI standard 270.



PHYSICAL DATA - 15 TO 25 TONS - NOVATION COIL

| | | 50TC-D17 | 50TC-D20 | 50TC-D24 | 50TC-D28 |
|------------------------------------|------------------------------------|-----------------|--------------------|--------------------|--------------------|
| REFRIGERATION SYSTEM | | MCHX | MCHX | MCHX | MCHX |
| # Circuits / # Comp. / Type | | 2 / 2 / Scroll | 2 / 2 / Scroll | 2 / 2 / Scroll | 2 / 2 / Scroll |
| R-410A Charge A/B (lbs) | | 9.5/12.0 | 9.5/12.0 | 14.4/12.5 | 12.5/13.0 |
| Metering Device | | Acutrol | Acutrol | Acutrol | Acutrol |
| High-press. Trip / Reset (psig) | | 630 / 505 | 630 / 505 | 630 / 505 | 630 / 505 |
| Low-press. Trip / Reset (psig) | | 54 / 117 | 54 / 117 | 54 / 117 | 54 / 117 |
| EVAP. COIL | | | | | |
| Material | | Cu / Al | Cu / Al | Cu / Al | Cu / Al |
| Tube Diameter | | 3/8-in. | 3/8-in. | 3/8-in. | 3/8-in. |
| Rows / FPI | | 4 / 15 | 4 / 15 | 4 / 15 | 4 / 15 |
| Total face area (ft ²) | | 19.56 | 19.56 | 22.00 | 23.11 |
| Condensate drain conn. size | | 3/4-in. | 3/4-in. | 3/4-in. | 3/4-in. |
| EVAPORATOR FAN AND MOTOR | | | | | |
| STANDARD STATIC | Motor Qty / Belt Qty / Driver Type | 1 / 1 /Belt | 1 / 1 /Belt | 1 / 1 /Belt | 1 / 1 /Belt |
| | Nominal Nameplate HP | 2.9 | 3.7 | 5.25 | 5.25 |
| | Max BHP | 2.9 | 3.7 | 4.9 | 4.9 |
| | RPM Range | 514-680 | 622-822 | 690-863 | 717-911 |
| | Max Blower/Shaft RPM | 1200 | 1200 | 1200 | 1200 |
| | Motor Frame Size | 56 | 56 | 56 | 56 |
| | Fan Qty / Type | 2 / Centrifugal | 2 / Centrifugal | 2 / Centrifugal | 2 / Centrifugal |
| | Fan Diameter (in.) | 15 x 15 | 15 x 15 | 15 x 15 | 15 x 15 |
| MEDIUM STATIC | Motor Qty / Belt Qty / Driver Type | 1 / 1/ Belt | — | — | — |
| | Nominal Nameplate HP | 3.7 | — | — | — |
| | Max BHP | 3.7 | — | — | — |
| | RPM Range | 679-863 | — | — | — |
| | Max Blower/Shaft RPM | 1200 | — | — | — |
| | Motor Frame Size | 56 | — | — | — |
| | Fan Qty / Type | 2 / Centrifugal | — | — | — |
| | Fan Diameter (in.) | 15 x 15 | — | — | — |
| HIGH STATIC | Motor Qty / Belt Qty / Driver Type | 1 / 1/ Belt | — | — | — |
| | Nominal Nameplate HP | 5.25 | — | — | — |
| | Max BHP | 4.9 | — | — | — |
| | RPM Range | 826-1009 | — | — | — |
| | Max Blower/Shaft RPM | 1200 | — | — | — |
| | Motor Frame Size | 56 | — | — | — |
| | Fan Qty / Type | 2 / Centrifugal | — | — | — |
| | Fan Diameter (in.) | 15 x 15 | — | — | — |
| MEDIUM STATIC - HIGH EFF. | Motor Qty / Belt Qty / Driver Type | — | 1 / 1/ Belt | 1 / 1/ Belt | 1 / 1/ Belt |
| | Nominal Nameplate HP | — | 5.0 | 5.0 | 5.0 |
| | Max BHP (208/230/460/575v) | — | 6.5/ 6.9/ 7.0/ 8.3 | 6.5/ 6.9/ 7.0/ 8.3 | 6.5/ 6.9/ 7.0/ 8.3 |
| | RPM Range | — | 713-879 | 835-1021 | 913-1116 |
| | Max Blower/Shaft RPM | — | 1200 | 1200 | 1200 |
| | Motor Frame Size | — | 184T | 184T | 184T |
| | Fan Qty / Type | — | 2 / Centrifugal | 2 / Centrifugal | 2 / Centrifugal |
| | Fan Diameter (in.) | — | 15 x 15 | 15 x 15 | 15 x 15 |
| HIGH STATIC - HIGH EFF. | Motor Qty / Belt Qty / Driver Type | — | 1 / 1/ Belt | 1 / 1/ Belt | 1 / 1/ Belt |
| | Nominal Nameplate HP | — | 5.0 | 7.5 | 7.5 |
| | Max BHP (208/230/460/575v) | — | 6.5/ 6.9/ 7.0/ 8.3 | 10.5/11.9/11.9/11 | 10.5/11.9/11.9/11 |
| | RPM Range | — | 882-1078 | 941-1176 | 941-1176 |
| | Max Blower/Shaft RPM | — | 1200 | 1200 | 1200 |
| | Motor Frame Size | — | 184T | 213T | 213T |
| | Fan Qty / Type | — | 2 / Centrifugal | 2 / Centrifugal | 2 / Centrifugal |
| | Fan Diameter (in.) | — | 15 x 15 | 15 x 15 | 15 x 15 |

PHYSICAL DATA - 15 TO 25 TONS - NOVATION COIL (cont)

| | 50TC-D17 | 50TC-D20 | 50TC-D24 | 50TC-D28 |
|------------------------------------|------------|------------|------------|------------|
| CONDENSER COIL (CIRCUIT A) | | | | |
| Coil Type | Novation | Novation | Novation | Novation |
| Coil Length (in.) | 70 | 70 | 70 | 70 |
| Coil Height (in.) | 44 | 44 | 44 | 44 |
| Rows / FPI | 1/20.3 | 1/20.3 | 1/20.3 | 1/20.3 |
| Total Face Area (ft ²) | 21.4 | 21.4 | 21.4 | 21.4 |
| CONDENSER COIL (CIRCUIT B) | | | | |
| Coil Type | Novation | Novation | Novation | Novation |
| Coil Length (in.) | 70 | 70 | 70 | 70 |
| Coil Height (in.) | 44 | 44 | 44 | 44 |
| Rows / FPI | 1/20.3 | 1/20.3 | 1/20.3 | 1/20.3 |
| Total Face Area (ft ²) | 21.4 | 21.4 | 21.4 | 21.4 |
| CONDENSER FAN / MOTOR | | | | |
| Qty / Motor Drive Type | 3/direct | 3/direct | 3/direct | 3/direct |
| Motor HP / RPM | 1/4 / 1100 | 1/4 / 1100 | 1/4 / 1100 | 1/4 / 1100 |
| Fan Diameter (in.) | 22 | 22 | 22 | 22 |
| FILTERS | | | | |
| RA Filter # / Size (in.) | 6/20x25x2 | 6/20x25x2 | 6/20x25x2 | 9/16x25x2 |
| OA Inlet Screen # / Size (in.) | 4/16x25x1 | 4/16x25x1 | 4/16x25x1 | 4/16x25x1 |



PHYSICAL DATA - 15 TO 17.5 TONS - RTPF COIL

| | | 50TC-D17 | 50TC-E17 | 50TC-D20 | 50TC-E20 |
|------------------------------------|--------------------------------------|----------------------------|----------------------------|----------------------------|----------------------------|
| REFRIGERATION SYSTEM | | RTPF | RTPF | RTPF | RTPF |
| # Circuits / # Comp. / Type | | 2 / 2 / Scroll | 2 / 2 / Scroll | 2 / 2 / Scroll | 2 / 2 / Scroll |
| R-410A Charge A/B (lbs) | | 16.3/17.5 | 25.9/25.7 | 16.3/17.5 | 25.9/25.7 |
| Metering Device | | Acutrol | TXV | Acutrol | TXV |
| High-press. Trip / Reset (psig) | | 630 / 505 | 630 / 505 | 630 / 505 | 630 / 505 |
| Low-press. Trip / Reset (psig) | | 54 / 117 | 27 / 44 | 54 / 117 | 27 / 44 |
| EVAP. COIL | | | | | |
| Material | | Cu / Al | Cu / Al | Cu / Al | Cu / Al |
| Tube Diameter | | 3/8-in. | 3/8-in. | 3/8-in. | 3/8-in. |
| Rows / FPI | | 4 / 15 | 4 / 15 | 4 / 15 | 4 / 15 |
| Total Face Area (ft ²) | | 22.00 | 22.00 | 22.00 | 22.00 |
| Condensate Drain Conn. Size | | 3/4-in. | 3/4-in. | 3/4-in. | 3/4-in. |
| HUMIDIFIER COIL | | | | | |
| Material | | — | Cu / Al | — | Cu / Al |
| Tube Diameter | | — | 3/8" | — | 3/8" |
| Rows / FPI | | — | 1 / 17 | — | 1 / 17 |
| Total Face Area (ft ²) | | — | 22.00 | — | 22.00 |
| EVAPORATOR FAN AND MOTOR | | | | | |
| STANDARD STATIC | Motor Qty / Belt Qty / Driver Type | 1 / 1 /Belt | 1 / 1 /Belt | 1 / 1 /Belt | 1 / 1 /Belt |
| | Nominal Nameplate HP | 2.9 | 2.9 | 3.7 | 3.7 |
| | Max BHP | 2.9 | 2.9 | 3.7 | 3.7 |
| | RPM range | 514-680 | 514-680 | 622-822 | 622-822 |
| | Max Blower/Shaft RPM | 1200 | 1200 | 1200 | 1200 |
| | Motor Frame Size | 56 | 56 | 56 | 56 |
| | Fan Qty / Type Fan Diameter (in.) | 2 / Centrifugal 15 x 15 | 2 / Centrifugal 15 x 15 | 2 / Centrifugal 15 x 15 | 2 / Centrifugal 15 x 15 |
| MEDIUM STATIC | Motor Qty / Belt Qty / Driver Type | 1 / 1/ Belt | 1 / 1/ Belt | 1 / 1/ Belt | 1 / 1/ Belt |
| | Nominal Nameplate HP | 3.7 | 3.7 | 5.25 | 5.25 |
| | Max BHP | 3.7 | 3.7 | 4.9 | 4.9 |
| | RPM range | 679-863 | 679-863 | 713-879 | 713-879 |
| | Max Blower/Shaft RPM | 1200 | 1200 | 1200 | 1200 |
| | Motor Frame Size | 56 | 56 | 56 | 56 |
| | Fan Qty / Type Fan Diameter (in.) | 2 / Centrifugal 15 x 15 | 2 / Centrifugal 15 x 15 | 2 / Centrifugal 15 x 15 | 2 / Centrifugal 15 x 15 |
| HIGH STATIC | Motor Qty / Belt Qty / Driver Type | 1 / 1/ Belt | 1 / 1/ Belt | — | — |
| | Nominal Nameplate HP | 5.25 | 5.25 | — | — |
| | Max BHP | 4.9 | 4.9 | — | — |
| | RPM Range | 826-1009 | 826-1009 | — | — |
| | Max Blower/Shaft RPM | 1200 | 1200 | — | — |
| | Motor Frame Size | 56 | 56 | — | — |
| | Fan Qty / Type Fan Diameter (in.) | 2 / Centrifugal 15 x 15 | 2 / Centrifugal 15 x 15 | — | — |
| MEDIUM STATIC - HIGH EFF. | Motor Qty / Belt Qty / Driver Type | — | — | 1 / 1/ Belt | 1 / 1/ Belt |
| | Nominal Nameplate HP | — | — | 5.0 | 5.0 |
| | Max BHP (208/230/460/575v) | — | — | 6.5/ 6.9/ 7.0/ 8.3 | 6.5/ 6.9/ 7.0/ 8.3 |
| | RPM Range | — | — | 713-879 | 713-879 |
| | Max Blower/Shaft RPM | — | — | 1200 | 1200 |
| | Motor Frame Size | — | — | 184T | 184T |
| | Fan Qty / Type Fan Diameter (in.) | — | — | 2 / Centrifugal 15 x 15 | 2 / Centrifugal 15 x 15 |
| HIGH STATIC - HIGH EFF. | Motor Qty / Belt Qty / Driver Type | — | — | 1 / 1/ Belt | 1 / 1/ Belt |
| | Nominal Nameplate HP | — | — | 5.0 | 5.0 |
| | Max BHP (208/230/460/575v) | — | — | 6.5/ 6.9/ 7.0/ 8.3 | 6.5/ 6.9/ 7.0/ 8.3 |
| | RPM Range | — | — | 882-1078 | 882-1078 |
| | Max Blower/Shaft RPM | — | — | 1200 | 1200 |
| | Motor Frame Size | — | — | 184T | 184T |
| | Fan Qty / Type Fan Diameter (in.) | — | — | 2 / Centrifugal 15 x 15 | 2 / Centrifugal 15 x 15 |

Physical data (cont)



PHYSICAL DATA - 15 TO 17.5 TONS - RTPF COIL (cont)

| | 50TC-D17 | 50TC-E17 | 50TC-D20 | 50TC-E20 |
|------------------------------------|---------------|---------------|---------------|---------------|
| CONDENSER COIL (CIRCUIT A) | | | | |
| Coil Type | RTPF | RTPF | RTPF | RTPF |
| Coil Length (in.) | 70 | 70 | 70 | 70 |
| Coil Height (in.) | 44 | 44 | 44 | 44 |
| Rows / FPI | 2/17 | 2/17 | 2/17 | 2/17 |
| Total Face Area (ft ²) | 21.4 | 21.4 | 21.4 | 21.4 |
| CONDENSER COIL (CIRCUIT B) | | | | |
| Coil Type | RTPF | RTPF | RTPF | RTPF |
| Coil Length (in.) | 70 | 70 | 70 | 70 |
| Coil Height (in.) | 44 | 44 | 44 | 44 |
| Rows / FPI | 2/17 | 2/17 | 2/17 | 2/17 |
| Total Face Area (ft ²) | 21.4 | 21.4 | 21.4 | 21.4 |
| CONDENSER FAN / MOTOR | | | | |
| Qty / Motor Drive Type | 3/direct | 3/direct | 3/direct | 3/direct |
| Motor HP / RPM | 1/4 / 1100 | 1/4 / 1100 | 1/4 / 1100 | 1/4 / 1100 |
| Fan Diameter (in.) | 22 | 22 | 22 | 22 |
| FILTERS | | | | |
| RA Filter # / size (in.) | 6/20 x 25 x 2 | 6/20 x 25 x 2 | 6/20 x 25 x 2 | 6/20 x 25 x 2 |
| OA Inlet Screen # / size (in.) | 4/16 x 25 x 1 | 4/16 x 25 x 1 | 4/16 x 25 x 1 | 4/16 x 25 x 1 |



PHYSICAL DATA - 20 TO 27.5 TONS - RTPF COIL

| | | 50TC-D24 | 50TC-E24 | 50TC-D28 | 50TC-E28 | 50TC-D30 |
|-------------------------------------------|--------------------------------------|----------------------------|----------------------------|----------------------------|----------------------------|----------------------------|
| REFRIGERATION SYSTEM | | RTPF | RTPF | RTPF | RTPF | RTPF |
| # Circuits / # Comp. / Type | | 2 / 2 / Scroll | 2 / 2 / Scroll | 2 / 2 / Scroll | 2 / 2 / Scroll | 2 / 2 / Scroll |
| R-410A Charge A/B (lbs) | | 20.6/14.7 | 27.9/20.5 | 19.8/ 20.4 | 27.9/ 28.9 | 27.0/ 28.5 |
| Metering Device | | Acutrol | TXV | Acutrol | TXV | Acutrol |
| High-press. Trip / Reset (psig) | | 630 / 505 | 630 / 505 | 630 / 505 | 630 / 505 | 630 / 505 |
| Low-press. Trip / Reset (psig) | | 54 / 117 | 27 / 44 | 54 / 117 | 27 / 44 | 54 / 117 |
| EVAP. COIL | | | | | | |
| Material | | Cu / Al | Cu / Al | Cu / Al | Cu / Al | Cu / Al |
| Tube Diameter | | 3/8-in. | 3/8-in. | 3/8-in. | 3/8-in. | 3/8-in. |
| Rows / FPI | | 4 / 15 | 4 / 15 | 4 / 15 | 4 / 15 | 4 / 15 |
| Total Face Area (ft²) | | 22.00 | 22.00 | 23.11 | 23.11 | 26 |
| Condensate Drain Conn. Size | | 3/4-in. | 3/4-in. | 3/4-in. | 3/4-in. | 3/4-in. |
| HUMIDI-MIZER COIL | | | | | | |
| Material | | — | Cu / Al | — | Cu / Al | — |
| Tube Diameter | | — | 3/8-in. | — | 3/8-in. | — |
| Rows / FPI | | — | 1 / 17 | — | 1 / 17 | — |
| Total Face Area (ft²) | | — | 22.00 | — | 23.11 | — |
| EVAPORATOR FAN AND MOTOR- VERTICAL | | | | | | |
| STANDARD STATIC | Motor Qty / Belt Qty / Driver Type | 1 / 1 /Belt | 1 / 1 /Belt | 1 / 1 /Belt | 1 / 1 /Belt | — |
| | Nominal Nameplate HP | 5.25 | 5.25 | 5.25 | 5.25 | — |
| | Max BHP | 4.9 | 4.9 | 4.9 | 4.9 | — |
| | RPM Range | 690-863 | 690-863 | 717-911 | 717-911 | — |
| | Max Blower/Shaft RPM | 1200 | 1200 | 1200 | 1200 | — |
| | Motor Frame Size | 56 | 56 | 56 | 56 | — |
| | Fan Qty / Type Fan Diameter (in.) | 2 / Centrifugal 15 x 15 | 2 / Centrifugal 15 x 15 | 2 / Centrifugal 15 x 15 | 2 / Centrifugal 15 x 15 | — |
| STANDARD STATIC -HIGH EFF. | Motor Qty / Belt Qty / Driver Type | — | — | — | — | 1 / 1 Belt |
| | Nominal Nameplate HP | — | — | — | — | 5.0 |
| | Max BHP | — | — | — | — | 6.5/ 6.9/ 7.0/ 8.3 |
| | RPM Range | — | — | — | — | 751-954 |
| | Max Blower/Shaft RPM | — | — | — | — | 1300 |
| | Motor Frame Size | — | — | — | — | 184T |
| | Fan Qty / Type Fan Diameter (in.) | — | — | — | — | 2 / Centrifugal 15 x 15 |
| MEDIUM STATIC - HIGH EFF. | Motor Qty / Belt Qty / Driver Type | 1 / 1/ Belt | 1 / 1/ Belt | 1 / 1/ Belt | 1 / 1/ Belt | 1 / 1/ Belt |
| | Nominal Nameplate HP | 5.0 | 5.0 | 5.0 | 5.0 | 7.5 |
| | Max BHP (208/230/460/575v) | 6.5/ 6.9/ 7.0/ 8.3 | 6.5/ 6.9/ 7.0/ 8.3 | 6.5/ 6.9/ 7.0/ 8.3 | 6.5/ 6.9/ 7.0/ 8.3 | 10.5/11.9/11.9/11 |
| | RPM Range | 835-1021 | 835-1021 | 913-1116 | 913-1116 | 973-1175 |
| | Max Blower/Shaft RPM | 1200 | 1200 | 1200 | 1200 | 1300 |
| | Motor Frame Size | 184T | 184T | 184T | 184T | 184T |
| | Fan Qty / Type Fan Diameter (in.) | 2 / Centrifugal 15 x 15 | 2 / Centrifugal 15 x 15 | 2 / Centrifugal 15 x 15 | 2 / Centrifugal 15 x 15 | 2 / Centrifugal 15 x 15 |
| HIGH STATIC - HIGH EFF. | Motor Qty / Belt Qty / Driver Type | 1 / 1/ Belt | 1 / 1/ Belt | 1 / 1/ Belt | 1 / 1/ Belt | 1 / 2/ Belt |
| | Nominal Nameplate HP | 7.5 | 7.5 | 7.5 | 7.5 | 10.0 |
| | Max BHP (208/230/460/575v) | 10.5/11.9/11.9/11 | 10.5/11.9/11.9/11 | 10.5/11.9/11.9/11 | 10.5/11.9/11.9/11 | 11.9/12.9/12.9/14.1 |
| | RPM Range | 941-1176 | 941-1176 | 941-1176 | 941-1176 | 1015-1299 |
| | Max Blower/Shaft RPM | 1200 | 1200 | 1200 | 1200 | 1300 |
| | Motor Frame Size | 213T | 213T | 213T | 213T | 213T |
| | Fan Qty / Type Fan Diameter (in.) | 2 / Centrifugal 15 x 15 | 2 / Centrifugal 15 x 15 | 2 / Centrifugal 15 x 15 | 2 / Centrifugal 15 x 15 | 2 / Centrifugal 15 x 15 |

Physical data (cont)



PHYSICAL DATA - 20 TO 27.5 TONS - RTPF COIL (cont)

| | 50TC-D24 | 50TC-E24 | 50TC-D28 | 50TC-E28 | 50TC-D30 |
|------------------------------------|---------------|---------------|---------------|---------------|---------------|
| CONDENSER COIL (CIRCUIT A) | | | | | |
| Coil Type | RTPF | RTPF | RTPF | RTPF | RTPF |
| Coil Length (in.) | 82 | 82 | 75 | 75 | 95 |
| Coil Height (in.) | 44 | 44 | 52 | 52 | 52 |
| Rows / FPI | 2/17 | 2/17 | 2/17 | 2/17 | 2/17 |
| Total Face Area (ft ²) | 25.1 | 25.1 | 27.1 | 27.1 | 34.3 |
| CONDENSER COIL (CIRCUIT B) | | | | | |
| Coil Type | RTPF | RTPF | RTPF | RTPF | RTPF |
| Coil Length (in.) | 57 | 57 | 75 | 75 | 95 |
| Coil Height (in.) | 44 | 44 | 52 | 52 | 52 |
| Rows / FPI | 2/17 | 2/17 | 2/17 | 2/17 | 2/17 |
| Total Face Area (ft ²) | 25.1 | 25.1 | 27.1 | 27.1 | 34.3 |
| CONDENSER FAN / MOTOR | | | | | |
| Qty / Motor Drive Type | 4/Direct | 4/Direct | 4/Direct | 4/Direct | 6/Direct |
| Motor HP / RPM | 1/4 / 1100 | 1/4 / 1100 | 1/4 / 1100 | 1/4 / 1100 | 1/4 / 1100 |
| Fan Diameter (in.) | 22 | 22 | 22 | 22 | 22 |
| FILTERS | | | | | |
| RA Filter # / Size (in.) | 6/20 x 25 x 2 | 6/20 x 25 x 2 | 9/16 x 25 x 2 | 9/16 x 25 x 2 | 9/16 x 25 x 2 |
| OA inlet Screen # / Size (in.) | 4/16 x 25 x 1 | 4/16 x 25 x 1 | 4/16 x 25 x 1 | 4/16 x 25 x 1 | 4/16 x 25 x 1 |



PHYSICAL DATA - 15 TO 25 TONS - NOVATION COIL

| | | 50TC-D17 | 50TC-D20 | 50TC-D24 | 50TC-D28 |
|------------------------------------|------------------------------------|-----------------|--------------------|--------------------|--------------------|
| REFRIGERATION SYSTEM | | MCHX | MCHX | MCHX | MCHX |
| # Circuits / # Comp. / Type | | 2 / 2 / Scroll | 2 / 2 / Scroll | 2 / 2 / Scroll | 2 / 2 / Scroll |
| R-410A charge A/B (lbs) | | 9.5/12.0 | 9.5/12.0 | 14.4/12.5 | 12.5/13.0 |
| Metering device | | Acutrol | Acutrol | Acutrol | Acutrol |
| High-press. Trip / Reset (psig) | | 630 / 505 | 630 / 505 | 630 / 505 | 630 / 505 |
| Low-press. Trip / Reset (psig) | | 54 / 117 | 54 / 117 | 54 / 117 | 54 / 117 |
| EVAP. COIL | | | | | |
| Material | | Cu / Al | Cu / Al | Cu / Al | Cu / Al |
| Tube Diameter | | 3/8-in. | 3/8-in. | 3/8-in. | 3/8-in. |
| Rows / FPI | | 4 / 15 | 4 / 15 | 4 / 15 | 4 / 15 |
| Total Face Area (ft ²) | | 19.56 | 19.56 | 22.00 | 23.11 |
| Condensate Drain Conn. size | | 3/4-in. | 3/4-in. | 3/4-in. | 3/4-in. |
| EVAPORATOR FAN AND MOTOR | | | | | |
| STANDARD STATIC | Motor Qty / Belt Qty / Driver Type | 1 / 1 /Belt | 1 / 1 /Belt | 1 / 1 /Belt | 1 / 1 /Belt |
| | Nominal Nameplate HP | 2.9 | 3.7 | 5.25 | 5.25 |
| | Max BHP | 2.9 | 3.7 | 4.9 | 4.9 |
| | RPM Range | 514-680 | 622-822 | 690-863 | 717-911 |
| | Max Blower/Shaft RPM | 1200 | 1200 | 1200 | 1200 |
| | Motor Frame Size | 56 | 56 | 56 | 56 |
| | Fan Qty / Type | 2 / Centrifugal | 2 / Centrifugal | 2 / Centrifugal | 2 / Centrifugal |
| | Fan Diameter (in.) | 15 x 15 | 15 x 15 | 15 x 15 | 15 x 15 |
| MEDIUM STATIC | Motor Qty / Belt Qty / Driver Type | 1 / 1 /Belt | — | — | — |
| | Nominal Nameplate HP | 3.7 | — | — | — |
| | Max BHP | 3.7 | — | — | — |
| | RPM Range | 679-863 | — | — | — |
| | Max Blower/Shaft RPM | 1200 | — | — | — |
| | Motor Frame Size | 56 | — | — | — |
| | Fan Qty / Type | 2 / Centrifugal | — | — | — |
| | Fan Diameter (in.) | 15 x 15 | — | — | — |
| HIGH STATIC | Motor Qty / Belt Qty / Driver Type | 1 / 1 /Belt | — | — | — |
| | Nominal Nameplate HP | 5.25 | — | — | — |
| | Max BHP | 4.9 | — | — | — |
| | RPM Range | 826-1009 | — | — | — |
| | Max Blower/Shaft RPM | 1200 | — | — | — |
| | Motor Frame Size | 56 | — | — | — |
| | Fan Qty / Type | 2 / Centrifugal | — | — | — |
| | Fan Diameter (in.) | 15 x 15 | — | — | — |
| MEDIUM STATIC - HIGH EFF. | Motor Qty / Belt Qty / Driver Type | — | 1 / 1 /Belt | 1 / 1 /Belt | 1 / 1 /Belt |
| | Nominal Nameplate HP | — | 5.0 | 5.0 | 5.0 |
| | Max BHP (208/230/460/575v) | — | 6.5/ 6.9/ 7.0/ 8.3 | 6.5/ 6.9/ 7.0/ 8.3 | 6.5/ 6.9/ 7.0/ 8.3 |
| | RPM Range | — | 713-879 | 835-1021 | 913-1116 |
| | Max Blower/Shaft RPM | — | 1200 | 1200 | 1200 |
| | Motor Frame Size | — | 184T | 184T | 184T |
| | Fan Qty / Type | — | 2 / Centrifugal | 2 / Centrifugal | 2 / Centrifugal |
| | Fan Diameter (in.) | — | 15 x 15 | 15 x 15 | 15 x 15 |
| HIGH STATIC - HIGH EFF. | Motor Qty / Belt Qty / Driver Type | — | 1 / 1 /Belt | 1 / 1 /Belt | 1 / 1 /Belt |
| | Nominal Nameplate HP | — | 5.0 | 7.5 | 7.5 |
| | Max BHP (208/230/460/575v) | — | 6.5/ 6.9/ 7.0/ 8.3 | 10.5/11.9/11.9/11 | 10.5/11.9/11.9/11 |
| | RPM Range | — | 882-1078 | 941-1176 | 941-1176 |
| | Max Blower/Shaft RPM | — | 1200 | 1200 | 1200 |
| | Motor Frame Size | — | 184T | 213T | 213T |
| | Fan Qty / Type | — | 2 / Centrifugal | 2 / Centrifugal | 2 / Centrifugal |
| | Fan Diameter (in.) | — | 15 x 15 | 15 x 15 | 15 x 15 |

Physical data (cont)



PHYSICAL DATA - 15 TO 25 TONS - NOVATION COIL (cont)

| | 50TC-D17 | 50TC-D20 | 50TC-D24 | 50TC-D28 |
|------------------------------------|------------|------------|------------|------------|
| CONDENSER COIL (CIRCUIT A) | | | | |
| Coil Type | Novation | Novation | Novation | Novation |
| Coil Length (in.) | 70 | 70 | 70 | 70 |
| Coil Height (in.) | 44 | 44 | 44 | 44 |
| Rows / FPI | 1/20.3 | 1/20.3 | 1/20.3 | 1/20.3 |
| Total Face Area (ft ²) | 21.4 | 21.4 | 21.4 | 21.4 |
| CONDENSER COIL (CIRCUIT B) | | | | |
| Coil Type | Novation | Novation | Novation | Novation |
| Coil Length (in.) | 70 | 70 | 70 | 70 |
| Coil Height (in.) | 44 | 44 | 44 | 44 |
| Rows / FPI | 1/20.3 | 1/20.3 | 1/20.3 | 1/20.3 |
| Total Face Area (ft ²) | 21.4 | 21.4 | 21.4 | 21.4 |
| CONDENSER FAN / MOTOR | | | | |
| Qty / Motor Drive Type | 3/Direct | 3/Direct | 3/Direct | 3/Direct |
| Motor HP / RPM | 1/4 / 1100 | 1/4 / 1100 | 1/4 / 1100 | 1/4 / 1100 |
| Fan Diameter (in.) | 22 | 22 | 22 | 22 |
| FILTERS | | | | |
| RA Filter # / Size (in.) | 6/20x25x2 | 6/20x25x2 | 6/20x25x2 | 9/16x25x2 |
| OA inlet Screen # / Size (in.) | 4/16x25x1 | 4/16x25x1 | 4/16x25x1 | 4/16x25x1 |



PHYSICAL DATA - 15 TO 17.5 TONS - RTPF COIL

| | | 50TC-D17 | 50TC-E17 | 50TC-D20 | 50TC-E20 |
|----------------------------------|------------------------------------|-----------------|-----------------|--------------------|--------------------|
| REFRIGERATION SYSTEM | | RTPF | RTPF | RTPF | RTPF |
| | # Circuits / # Comp. / Type | 2 / 2 / Scroll | 2 / 2 / Scroll | 2 / 2 / Scroll | 2 / 2 / Scroll |
| | R-410A Charge A/B (lbs) | 16.3/17.5 | 25.9/25.7 | 16.3/17.5 | 25.9/25.7 |
| | Metering Device | Acutrol | TXV | Acutrol | TXV |
| | High-press. Trip / Reset (psig) | 630 / 505 | 630 / 505 | 630 / 505 | 630 / 505 |
| | Low-press. Trip / Reset (psig) | 54 / 117 | 27 / 44 | 54 / 117 | 27 / 44 |
| EVAP. COIL | | | | | |
| | Material | Cu / Al | Cu / Al | Cu / Al | Cu / Al |
| | Tube Diameter | 3/8-in. | 3/8-in. | 3/8-in. | 3/8-in. |
| | Rows / FPI | 4 / 15 | 4 / 15 | 4 / 15 | 4 / 15 |
| | Total Face Area (ft ²) | 22.00 | 22.00 | 22.00 | 22.00 |
| | Condensate Drain Conn. Size | 3/4-in. | 3/4-in. | 3/4-in. | 3/4-in. |
| HUMIDI-MIZER COIL | | | | | |
| | Material | — | Cu / Al | — | Cu / Al |
| | Tube Diameter | — | 3/8 -in. | — | 3/8-in. |
| | Rows / FPI | — | 1 / 17 | — | 1 / 17 |
| | Total Face Area (ft ²) | — | 22.00 | — | 22.00 |
| EVAPORATOR FAN AND MOTOR | | | | | |
| STANDARD STATIC | Motor Qty / Belt Qty / Driver Type | 1 / 1 /Belt | 1 / 1 /Belt | 1 / 1 /Belt | 1 / 1 /Belt |
| | Nominal Nameplate HP | 2.9 | 2.9 | 3.7 | 3.7 |
| | Max BHP | 2.9 | 2.9 | 3.7 | 3.7 |
| | RPM Range | 514-680 | 514-680 | 622-822 | 622-822 |
| | Max Blower/Shaft RPM | 1200 | 1200 | 1200 | 1200 |
| | Motor Frame Size | 56 | 56 | 56 | 56 |
| | Fan Qty / Type | 2 / Centrifugal | 2 / Centrifugal | 2 / Centrifugal | 2 / Centrifugal |
| | Fan Diameter (in.) | 15 x 15 | 15 x 15 | 15 x 15 | 15 x 15 |
| MEDIUM STATIC | Motor Qty / Belt Qty / Driver Type | 1 / 1 / Belt | 1 / 1 / Belt | 1 / 1 / Belt | 1 / 1 / Belt |
| | Nominal Nameplate HP | 3.7 | 3.7 | 5.25 | 5.25 |
| | Max BHP | 3.7 | 3.7 | 4.9 | 4.9 |
| | RPM Range | 679-863 | 679-863 | 713-879 | 713-879 |
| | Max Blower/Shaft RPM | 1200 | 1200 | 1200 | 1200 |
| | Motor Frame Size | 56 | 56 | 56 | 56 |
| | Fan Qty / Type | 2 / Centrifugal | 2 / Centrifugal | 2 / Centrifugal | 2 / Centrifugal |
| | Fan Diameter (in.) | 15 x 15 | 15 x 15 | 15 x 15 | 15 x 15 |
| HIGH STATIC | Motor Qty / Belt Qty / Driver Type | 1 / 1 / Belt | 1 / 1 / Belt | — | — |
| | Nominal Nameplate HP | 5.25 | 5.25 | — | — |
| | Max BHP | 4.9 | 4.9 | — | — |
| | RPM Range | 826-1009 | 826-1009 | — | — |
| | Max Blower/Shaft RPM | 1200 | 1200 | — | — |
| | Motor Frame Size | 56 | 56 | — | — |
| | Fan Qty / Type | 2 / Centrifugal | 2 / Centrifugal | — | — |
| | Fan Diameter (in.) | 15 x 15 | 15 x 15 | — | — |
| MEDIUM STATIC - HIGH EFF. | Motor Qty / Belt Qty / Driver Type | — | — | 1 / 1 / Belt | 1 / 1 / Belt |
| | Nominal Nameplate HP | — | — | 5.0 | 5.0 |
| | Max BHP (208/230/460/575v) | — | — | 6.5/ 6.9/ 7.0/ 8.3 | 6.5/ 6.9/ 7.0/ 8.3 |
| | RPM Range | — | — | 713-879 | 713-879 |
| | Max Blower/Shaft RPM | — | — | 1200 | 1200 |
| | Motor Frame Size | — | — | 184T | 184T |
| | Fan Qty / Type | — | — | 2 / Centrifugal | 2 / Centrifugal |
| | Fan Diameter (in.) | — | — | 15 x 15 | 15 x 15 |

Physical data (cont)



PHYSICAL DATA - 15 TO 17.5 TONS - RTPF COIL (cont)

| | | 50TC-D17 | 50TC-E17 | 50TC-D20 | 50TC-E20 |
|------------------------------------|------------------------------------|---------------|---------------|--------------------|--------------------|
| HIGH STATIC - HIGH EFF. | Motor Qty / Belt Qty / Driver Type | — | — | 1 / 1/ Belt | 1 / 1/ Belt |
| | Nominal Nameplate HP | — | — | 5.0 | 5.0 |
| | Max BHP (208/230/460/575v) | — | — | 6.5/ 6.9/ 7.0/ 8.3 | 6.5/ 6.9/ 7.0/ 8.3 |
| | RPM Range | — | — | 882-1078 | 882-1078 |
| | Max Blower/Shaft RPM | — | — | 1200 | 1200 |
| | Motor Frame Size | — | — | 184T | 184T |
| | Fan Qty / Type | — | — | 2 / Centrifugal | 2 / Centrifugal |
| | Fan Diameter (in.) | — | — | 15 x 15 | 15 x 15 |
| CONDENSER COIL (CIRCUIT A) | | | | | |
| | Coil Type | RTPF | RTPF | RTPF | RTPF |
| | Coil Length (in.) | 70 | 70 | 70 | 70 |
| | Coil Height (in.) | 44 | 44 | 44 | 44 |
| | Rows / FPI | 2/17 | 2/17 | 2/17 | 2/17 |
| | Total Face Area (ft ²) | 21.4 | 21.4 | 21.4 | 21.4 |
| CONDENSER COIL (CIRCUIT B) | | | | | |
| | Coil Type | RTPF | RTPF | RTPF | RTPF |
| | Coil Length (in.) | 70 | 70 | 70 | 70 |
| | Coil Height (in.) | 44 | 44 | 44 | 44 |
| | Rows / FPI | 2/17 | 2/17 | 2/17 | 2/17 |
| | Total Face Area (ft ²) | 21.4 | 21.4 | 21.4 | 21.4 |
| CONDENSER FAN / MOTOR | | | | | |
| | Qty / Motor Drive Type | 3/direct | 3/direct | 3/direct | 3/direct |
| | Motor HP / RPM | 1/4 / 1100 | 1/4 / 1100 | 1/4 / 1100 | 1/4 / 1100 |
| | Fan Diameter (in.) | 22 | 22 | 22 | 22 |
| FILTERS | | | | | |
| | RA Filter # / Size (in.) | 6/20 x 25 x 2 | 6/20 x 25 x 2 | 6/20 x 25 x 2 | 6/20 x 25 x 2 |
| | OA inlet Screen # / Size (in.) | 4/16 x 25 x 1 | 4/16 x 25 x 1 | 4/16 x 25 x 1 | 4/16 x 25 x 1 |



PHYSICAL DATA - 20 TO 27.5 TONS - RTPF COIL

| | | 50TC-D24 | 50TC-E24 | 50TC-D28 | 50TC-E28 | 50TC-D30 |
|------------------------------------|------------------------------------|--------------------|--------------------|--------------------|--------------------|---------------------|
| REFRIGERATION SYSTEM | | RTPF | RTPF | RTPF | RTPF | RTPF |
| # Circuits / # Comp. / Type | | 2 / 2 / Scroll | 2 / 2 / Scroll | 2 / 2 / Scroll | 2 / 2 / Scroll | 2 / 2 / Scroll |
| R-410A charge A/B (lbs) | | 20.6/14.7 | 27.9/20.5 | 19.8/ 20.4 | 27.9/ 28.9 | 27.0/ 28.5 |
| Metering Device | | Acutrol | TXV | Acutrol | TXV | Acutrol |
| High-press. Trip / Reset (psig) | | 630 / 505 | 630 / 505 | 630 / 505 | 630 / 505 | 630 / 505 |
| Low-press. Trip / Reset (psig) | | 54 / 117 | 27 / 44 | 54 / 117 | 27 / 44 | 54 / 117 |
| EVAP. COIL | | | | | | |
| Material | | Cu / Al | Cu / Al | Cu / Al | Cu / Al | Cu / Al |
| Tube Diameter | | 3/8-in. | 3/8-in. | 3/8-in. | 3/8-in. | 3/8-in. |
| Rows / FPI | | 4 / 15 | 4 / 15 | 4 / 15 | 4 / 15 | 4 / 15 |
| Total Face Area (ft ²) | | 22.00 | 22.00 | 23.11 | 23.11 | 26 |
| Condensate Drain Conn. Size | | 3/4-in. | 3/4-in. | 3/4-in. | 3/4-in. | 3/4-in. |
| HUMIDI-MIZER COIL | | | | | | |
| Material | | — | Cu / Al | — | Cu / Al | — |
| Tube Diameter | | — | 3/8-in. | — | 3/8-in. | — |
| Rows / FPI | | — | 1 / 17 | — | 1 / 17 | — |
| Total Face Area (ft ²) | | — | 22.00 | — | 23.11 | — |
| EVAPORATOR FAN AND MOTOR | | | | | | |
| STANDARD STATIC | Motor Qty / Belt Qty / Driver Type | 1 / 1 /Belt | 1 / 1 /Belt | 1 / 1 /Belt | 1 / 1 /Belt | — |
| | Nominal Nameplate HP | 5.25 | 5.25 | 5.25 | 5.25 | — |
| | Max BHP | 4.9 | 4.9 | 4.9 | 4.9 | — |
| | RPM Range | 690-863 | 690-863 | 717-911 | 717-911 | — |
| | Max Blower/Shaft RPM | 1200 | 1200 | 1200 | 1200 | — |
| | Motor Frame Size | 56 | 56 | 56 | 56 | — |
| | Fan Qty / Type | 2 / Centrifugal | 2 / Centrifugal | 2 / Centrifugal | 2 / Centrifugal | — |
| Fan Diameter (in.) | 15 x 15 | 15 x 15 | 15 x 15 | 15 x 15 | — | |
| STANDARD STATIC -HIGH EFF. | Motor Qty / Belt Qty / Driver Type | — | — | — | — | 1 / 1 Belt |
| | Nominal Nameplate HP | — | — | — | — | 5.0 |
| | Max BHP | — | — | — | — | 6.5/ 6.9/ 7.0/ 8.3 |
| | RPM Range | — | — | — | — | 751-954 |
| | Max Blower/Shaft RPM | — | — | — | — | 1300 |
| | Motor Frame Size | — | — | — | — | 184T |
| | Fan Qty / Type | — | — | — | — | 2 / Centrifugal |
| Fan Diameter (in.) | — | — | — | — | 15 x 15 | |
| MEDIUM STATIC - HIGH EFF. | Motor Qty / Belt Qty / Driver Type | 1 / 1/ Belt | 1 / 1/ Belt | 1 / 1/ Belt | 1 / 1/ Belt | 1 / 1/ Belt |
| | Nominal Nameplate HP | 5.0 | 5.0 | 5.0 | 5.0 | 7.5 |
| | Max BHP (208/230/460/575v) | 6.5/ 6.9/ 7.0/ 8.3 | 6.5/ 6.9/ 7.0/ 8.3 | 6.5/ 6.9/ 7.0/ 8.3 | 6.5/ 6.9/ 7.0/ 8.3 | 10.5/11.9/11.9/11 |
| | RPM Range | 835-1021 | 835-1021 | 913-1116 | 913-1116 | 973-1175 |
| | Max Blower/Shaft RPM | 1200 | 1200 | 1200 | 1200 | 1300 |
| | Motor Frame Size | 184T | 184T | 184T | 184T | 184T |
| | Fan Qty / Type | 2 / Centrifugal | 2 / Centrifugal | 2 / Centrifugal | 2 / Centrifugal | 2 / Centrifugal |
| Fan Diameter (in.) | 15 x 15 | 15 x 15 | 15 x 15 | 15 x 15 | 15 x 15 | |
| HIGH STATIC - HIGH EFF. | Motor Qty / Belt Qty / Driver Type | 1 / 1/ Belt | 1 / 1/ Belt | 1 / 1/ Belt | 1 / 1/ Belt | 1 / 2/ Belt |
| | Nominal Nameplate HP | 7.5 | 7.5 | 7.5 | 7.5 | 10.0 |
| | Max BHP (208/230/460/575v) | 10.5/11.9/11.9/11 | 10.5/11.9/11.9/11 | 10.5/11.9/11.9/11 | 10.5/11.9/11.9/11 | 11.9/12.9/12.9/14.1 |
| | RPM Range | 941-1176 | 941-1176 | 941-1176 | 941-1176 | 1015-1299 |
| | Max Blower/Shaft RPM | 1200 | 1200 | 1200 | 1200 | 1300 |
| | Motor Frame Size | 213T | 213T | 213T | 213T | 213T |
| | Fan Qty / Type | 2 / Centrifugal | 2 / Centrifugal | 2 / Centrifugal | 2 / Centrifugal | 2 / Centrifugal |
| Fan Diameter (in.) | 15 x 15 | 15 x 15 | 15 x 15 | 15 x 15 | 15 x 15 | |
| CONDENSER COIL (CIRCUIT A) | | | | | | |
| Coil Type | | RTPF | RTPF | RTPF | RTPF | RTFP |
| Coil Length (in.) | | 82 | 82 | 75 | 75 | 95 |
| Coil Height (in.) | | 44 | 44 | 52 | 52 | 52 |
| Rows / FPI | | 2/17 | 2/17 | 2/17 | 2/17 | 2/17 |
| Total Face Area (ft ²) | | 25.1 | 25.1 | 27.1 | 27.1 | 34.3 |

Physical data (cont)



PHYSICAL DATA - 20 TO 27.5 TONS - RTPF COIL (cont)

| | 50TC-D24 | 50TC-E24 | 50TC-D28 | 50TC-E28 | 50TC-D30 |
|------------------------------------|---------------|---------------|---------------|---------------|---------------|
| CONDENSER COIL (CIRCUIT B) | | | | | |
| Coil Type | RTPF | RTPF | RTPF | RTPF | RTPF |
| Coil Length (in.) | 57 | 57 | 75 | 75 | 75 |
| Coil Height (in.) | 44 | 44 | 52 | 52 | 52 |
| Rows / FPI | 2/17 | 2/17 | 2/17 | 2/17 | 2/17 |
| Total Face Area (ft ²) | 17.4 | 17.4 | 27.1 | 27.1 | 27.1 |
| CONDENSER FAN / MOTOR | | | | | |
| Qty / Motor Drive Type | 4/Direct | 4/Direct | 4/Direct | 4/Direct | 4/Direct |
| Motor HP / RPM | 1/4 / 110 | 1/4 / 110 | 1/4 / 110 | 1/4 / 110 | 1/4 / 110 |
| Fan Diameter (in.) | 22 | 22 | 22 | 22 | 22 |
| FILTERS | | | | | |
| RA Filter # / Size (in.) | 6/20 x 25 x 2 | 6/20 x 25 x 2 | 6/20 x 25 x 2 | 6/20 x 25 x 2 | 6/20 x 25 x 2 |
| OA inlet Screen # / Size (in.) | 4/16 x 25 x 1 | 4/16 x 25 x 1 | 4/16 x 25 x 1 | 4/16 x 25 x 1 | 4/16 x 25 x 1 |



FACTORY-INSTALLED OPTIONS AND FIELD-INSTALLED ACCESSORIES

| CATEGORY | ITEM | FACTORY-INSTALLED OPTION | FIELD-INSTALLED ACCESSORY |
|--------------------------------------------|--------------------------------------------------------------------------------------------------------------------------------|--------------------------|---------------------------|
| Cabinet | Hinged Access Panels | X | |
| | California Seismic Compliant Labeling (17-28 sizes only) | X | |
| Coil Options | Cu/Cu (indoor) coils | X | |
| | E-coated indoor and outdoor coils | X | |
| Humidity Control | Humidi-MiZer Adaptive Dehumidification System (17-28 RTPF) | X | |
| Condenser Protection | Condenser coil hail guard (louvered design) | X | X |
| Controls | Thermostats, temperature sensors, and subbases | | X |
| | PremierLink™ DDC communicating controller | X | X |
| | RTU Open multi-protocol controller | X | |
| | Smoke detector (supply and/or return air) | X | X |
| | Horn/Strobe Annunciator ⁸ | | X |
| | Time Guard II compressor delay control circuit | | X |
| | Phase Monitor | | X |
| | Condensate Overflow switch - for electro-mechanical controls only | X | X |
| Economizers and Outdoor Air Dampers | EconoMi\$er IV for electro-mechanical controls – Non FDD (Low air leak damper models) ⁶ | X | X |
| | EconoMi\$er2 for DDC controls, complies with FDD (Low Leak and Ultra Low Leak air damper models) ^{6,7} | X | X |
| | EconoMi\$er X for electro-mechanical controls, complies with FDD. (Low Leak and Ultra Low Leak air damper models) ⁶ | X | X |
| | Motorized 2 position outdoor-air damper | X | X |
| | Manual outdoor-air damper (25%) | X | X |
| | Barometric relief ¹ | X | X |
| | Power exhaust-centrifugal blower | X | X |
| Economizer Sensors and IAQ Devices | Single dry bulb temperature sensors ² | X | X |
| | Differential dry bulb temperature sensors ² | | X |
| | Single enthalpy sensors ² | X | X |
| | Differential enthalpy sensors ² | | X |
| | CO ₂ sensor (wall, duct, or unit mounted) ³ | X | X |
| Electric Heat | Electric Resistance Heaters | | X |
| | Single Point Kit ⁹ | | X |
| Indoor Motor and Drive | Multiple motor and drive packages | X | |
| | Staged Air Volume (SAV™) system w/VFD controller (2-stage cool only with electro-mechanical and RTU Open controls) | X | |
| | Display Kit for SAV system with VFD | | X |
| Low Ambient Control | Winter start kit ³ | | X |
| | Motormaster head pressure controller ³ | | X |
| Power Options | Convenience outlet (powered) | X | |
| | Convenience outlet (unpowered) | X | |
| | Non-fused disconnect ⁴ | X | |
| Roof Curbs | Roof curb 14-in. (356 mm) | | X |
| | Roof curb 24-in. (610 mm) | | X |
| | Adapter Curb (Adapts to Models – DP/DR/HJ/TM/TJ) ⁵ (17-24) | | X |

NOTES:

- Included with economizer.
- Sensors for optimizing economizer.
- See application data for assistance.
- Non-fused disconnect switch cannot be used when unit FLA rating exceeds 200 amps on 208/230 volt and 100 amps on 460/575 volt units. Carrier Packaged RTUBuilder selects this automatically.
- Not for 50TJE028-028 models using 48DP900041, 48DP900051 or 48DP900061 roof curbs.
- FDD - (Fault Detection and Diagnostic) capability per California Title 24 section 120.2.
- Models with RTU Open DDC controls comply with California Title 24 Fault Detection and Diagnostic (FDD). PremierLink is non FDD.
- Requires a field-supplied 24V transformer for each application. See price pages for details.
- See electric data tables on pages 55-60 for single point kit requirements.

Economizer (dry-bulb or enthalpy)

Economizers can reduce operating costs. They bring in fresh, outside air for ventilation; and provide cool outside air to cool your building. This also is the preferred method of low ambient cooling. When coupled to CO₂ sensors, economizers can limit the ventilation air to only that amount required.

Economizers are available, installed and tested by the factory, with either enthalpy or temperature dry-bulb inputs. There are also models for electro-mechanical, direct digital controllers and single speed fan or 2-speed indoor fan motors. Additional sensors are available as accessories to optimize the economizer. Economizers include gravity controlled barometric relief that helps equalize building pressure and ambient air pressures. This can be a cost effective solution to prevent building pressurization. Economizers are available in ultra low leak and low leak versions.

CO₂ Sensor

The CO₂ sensor works with the economizer to intake only the correct amount of outside air for ventilation. As occupants fill your building, the CO₂ sensor detects their presence through increasing CO₂ levels, and opens the economizer appropriately.

When the occupants leave, the CO₂ levels decrease, and the sensor appropriately closes the economizer. This intelligent control of the ventilation air, called Demand Controlled Ventilation (DCV) reduces the overall load on the rooftop, saving money.

Smoke Detectors

Trust the experts. Smoke detectors make your application safer and your job easier. Carrier smoke detectors immediately shut down the rooftop unit when smoke is detected. They are available, installed by the factory, for supply air, return air, or both.

Louvered Hail Guards

Sleek, louvered panels protect the condenser coil from hail damage, foreign objects, and incidental contact.

Convenience Outlet (powered or unpowered)

Reduce service and/or installation costs by including a convenience outlet in your specification. Carrier will install this service feature at our factory. Provides a convenient, 15 amp, 115v GFCI receptacle with “Wet in Use” cover. The “powered” option allows the installer to power the outlet from the line side of the disconnect as required by code. The “unpowered” option is to be powered from a separate 115/120v power source.

Non-Fused Disconnect

This OSHA-compliant, factory-installed, safety switch allows a service technician to locally secure power to the rooftop.

When selecting a factory-installed non-fused disconnect, note they are sized for unit as ordered from the factory. The sizing of these does not accommodate any power exhaust devices, etc.

Power Exhaust with Barometric Relief

Superior internal building pressure control. This field-installed accessory or factory-installed option may eliminate the need for costly, external pressure control fans.

PremierLink™, DDC Controller

This CCN controller regulates your rooftop's performance to tighter tolerances and expanded limits, as well as

facilitates zoning systems and digital accessories. It also unites your Carrier HVAC equipment together on one, coherent CCN network. The PremierLink controller can be factory-installed, or easily field-installed. Not available with 2-speed indoor fan motor.

RTU Open Protocol Controller

Connect the rooftop to an existing BAS without needing complicated translators or adapter modules using the RTU Open controller. This new controller speaks the 4 most common building automation system languages (BACnet¹, Modbus², N2, and LonWorks³). Use this controller when you have an existing BAS.

Time Guard II Control Circuit

This accessory protects your compressor by preventing short-cycling in the event of some other failure prevents the compressor from restarting for 30 seconds after stopping. Not required with PremierLink controller, RTU Open controller, or authorized commercial thermostats.

Filter or Fan Status Switches

Use these differential pressure switches to detect a filter clog or indoor fan motor failure. When used in conjunction with a compatible unit controller/thermostat, the switches will activate an alarm to warn the appropriate personnel.

Motorized 2-Position Damper

The Carrier 2-position, motorized outdoor air damper admits up to 100% outside air. Using reliable, gear-driven technology, the 2-position damper opens to allow ventilation air and closes when the rooftop stops, stopping unwanted infiltration.

Manual OA Damper

Manual outdoor air dampers are an economical way to bring in ventilation air. The dampers are available in 25% versions.

Optional Humidi-MiZer Adaptive Dehumidification System

The Humidi-MiZer adaptive dehumidification system is a factory-installed option that can be ordered with WeatherMaker 50TC size 17-28 rooftop units equipped with RTPF (Cu/Al) condenser coils.

This system expands the envelope of operation of Carrier's WeatherMaker rooftop products to provide unprecedented flexibility to meet year round comfort conditions.

The Humidi-MiZer adaptive dehumidification system has a unique dual operational mode setting. The Humidi-MiZer system provides greater dehumidification of the occupied space by two modes of dehumidification operations in addition to its normal design cooling mode.

The WeatherMaker 50TC 17-28 rooftop coupled with the Humidi-MiZer system is capable of operating in normal design cooling mode, subcooling mode, and hot gas reheat mode. Normal design cooling mode is when the unit will operate under its normal sequence of operation by cycling compressors to maintain comfort conditions.

Subcooling mode will operate to satisfy part load type conditions when the space requires combined sensible and a higher proportion of latent load control. Hot Gas Reheat mode will operate when outdoor temperatures diminish and the need for latent capacity is required for sole humid-

1. BACnet is a trademark of ASHRAE.

2. Modbus is a registered trademark of Schneider Electric.

3. LonWorks is a registered trademark of Echelon Corporation.

ity control. Hot Gas Reheat mode will provide neutral air for maximum dehumidification operation.

Staged Air Volume (SAV™) Indoor Fan Speed System

Carrier's Staged Air Volume (SAV) system saves energy and installation time by utilizing a Variable Frequency Drive (VFD) to automatically adjust the indoor fan motor speed in sequence with the units cooling operation. Per ASHRAE 90.1-2016 and IECC¹-2015 standards, during the first stage of cooling operation the VFD will adjust the fan motor to provide 66% of the total cfm established for the unit. When a call for the second stage of cooling is required, the VFD will allow the total cfm for the unit established (100%). During the heating mode the VFD will allow total design cfm (100%) operation and during the ventilation mode the VFD will allow operation to 66% of total cfm.

Compared to single speed indoor fan motor systems, Carrier's SAV system can save substantial energy, 25%+, versus single speed indoor fan motor systems.

IMPORTANT: Data based on 0.10 (\$/kWh) in an office application utilizing Carrier's HAP 4.6 simulation software program.

The VFD used in Carrier's SAV system has soft start capabilities to slowly ramp up the speeds, thus eliminating any high inrush air volume during initial start-up. It also has internal over current protection for the fan motor and a field-installed display kit that allows adjustment and in depth diagnostics of the VFD.

This SAV system is available on models with 2-stage cooling operation with electrical mechanical or RTU Open, Multi Protocol controls. Both space sensor and conventional thermostats controls can be used to provide accurate control in any application.

The SAV system is very flexible for initial fan performance set up and adjustment. The standard factory shipped VFD is pre-programmed to automatically stage the fan speed between the first and second stage of cooling. The unit fan performance static pressure and cfm can be easily adjusted using the traditional means of pulley adjustments. The other means to adjust the unit static and cfm performance is to utilize the field-installed display kit and adjust the frequency and voltage in the VFD to required performance requirements. In either case, once set up, the VFD will automatically adjust the speed between the cooling stage operations.

Motormaster Head Pressure Controller

The Motormaster motor controller is a low ambient, head pressure controller kit that is designed to maintain the unit's condenser head pressure during periods of low ambient cooling operation. This device should be used as an alternative to economizer free cooling when economizer usage is either not appropriate or desired. The Motormaster will either cycle the outdoor-fan motors or operate them at reduced speed to maintain the unit operation, depending on the model.

The Motormaster controller allows cooling operation down to -20°F (-29°C) ambient conditions.

Winter Start Kit

The winter start kit by Carrier extends the low ambient limit of your rooftop to 25°F (-4°C). The kit bypasses the low pressure switch, preventing nuisance tripping of the low pressure switch. Other low ambient precautions may still be prudent.

Alternate Motors and Drives

Some applications need larger horsepower motors, some need more airflow, and some need both. Regardless of the case, your Carrier expert has a factory-installed combination to meet your application. A wide selection of motors and pulleys (drives) are available, factory-installed, to handle nearly any application.

Thru-the-Base Connections

Thru-the-base provisions/connection points are available as standard with every unit. When bottom connections are required, field-furnished couplings are required.

Hinged Access Panels

Allows access to unit's major components with specifically designed hinged access panels. Panels are: filter, control box and fan motor.

Electric Heaters / Single Point Kit

Carrier offers a full-line of field-installed accessory heaters and single point kits when required. The heaters are very easy to use and install, and are all pre-engineered and certified.

Condensate Overflow Switch (Factory-Installed Option)

This sensor and related controller monitors the condensate level in the drain pan and shuts down compression operation when overflow conditions occur. It includes:

- Indicator light - solid red (more than 10 seconds on water contact - compressors disabled), blinking red (sensor disconnected)
- 10 second delay to break - eliminates nuisance trips from splashing or waves in pan (sensor needs 10 seconds of constant water contact before tripping)
- Disables the compressor(s) operation when condensate plug is detected, but still allows fans to run for economizer.

NOTE: The Condensate Overflow switch FIOP is only available for units with electro-mechanical controls.

California OSHPD Seismic Certification Label (17-28 sizes)

Units meet the seismic requirements of the International Code Council Evaluation Service (ICC-ES) document AC156 (Acceptance Criteria for Seismic Qualification by Shake-Table Testing of Nonstructural Components and Systems) and per International Building Code (IBC 2009) at an SDS (g) value of 2.00 z/h=1.0, Ip=1.5 and certified by independent structural engineers. A certification label is applied to the unit that meets the CA OSHPD Special Seismic Certification pre-approval labeling requirements on the external chassis of the unit.

1. IECC is a registered trademark of International Code Council, Inc.

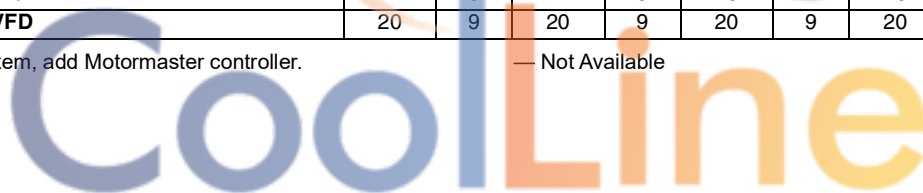
OPTIONS AND ACCESSORIES WEIGHT ADDERS

| BASE UNIT WITH OPTIONS AND ACCESSORIES (WEIGHT ADDERS) | MAX WEIGHT ADDER | | | | | | | | | |
|--------------------------------------------------------------|------------------|-----|----------|-----|----------|-----|----------|-----|----------|-----|
| | 50TC-*17 | | 50TC-*20 | | 50TC-*24 | | 50TC-*28 | | 50TC-*30 | |
| | lb | kg | lb | kg | lb | kg | lb | kg | lb | kg |
| Base Unit Operating Weight with RTPF coil | 1808 | 822 | 1823 | 829 | 1973 | 897 | 2098 | 954 | 2193 | 997 |
| Base Unit Operating Weight with Novation coil | 1697 | 771 | 1712 | 778 | 1862 | 846 | 1991 | 905 | — | — |
| Humidi-MiZer® System ¹ | 110 | 50 | 110 | 50 | 120 | 55 | 120 | 55 | — | — |
| Power Exhaust | 125 | 57 | 125 | 57 | 125 | 57 | 125 | 57 | 125 | 57 |
| EconoMiSer (IV, X, or 2) | 246 | 112 | 246 | 112 | 246 | 112 | 246 | 112 | 246 | 112 |
| Cu/Cu Condenser Coil ² | 28 | 13 | 28 | 13 | 30 | 14 | 34 | 15 | 34 | 15 |
| Cu/Cu Condenser and Evaporator Coils ² | 53 | 24 | 53 | 24 | 58 | 26 | 64 | 29 | 64 | 29 |
| Electric Heater | 85 | 39 | 85 | 39 | 85 | 39 | 85 | 39 | 85 | 39 |
| Single Point Kit | 15 | 7 | 15 | 7 | 15 | 7 | 15 | 7 | 15 | 7 |
| Roof Curb 14-in. (356 mm) | 240 | 190 | 255 | 116 | 255 | 116 | 255 | 116 | 255 | 116 |
| Roof Curb 24-in. (610 mm) | 340 | 154 | 340 | 154 | 355 | 161 | 355 | 161 | 355 | 161 |
| Louvered Hail Guard | 60 | 27 | 60 | 27 | 120 | 54 | 150 | 68 | 150 | 68 |
| CO ₂ Sensor | 5 | 2 | 5 | 2 | 5 | 2 | 5 | 2 | 5 | 2 |
| Return Smoke Detector | 5 | 2 | 5 | 2 | 5 | 2 | 5 | 2 | 5 | 2 |
| Supply Smoke Detector | 5 | 2 | 5 | 2 | 5 | 2 | 5 | 2 | 5 | 2 |
| Fan/Filter Status Switch | 2 | 1 | 2 | 1 | 2 | 1 | 2 | 1 | 2 | 1 |
| Non-Fused Disconnect | 15 | 7 | 15 | 7 | 15 | 7 | 15 | 7 | 15 | 7 |
| Powered Convenience Outlet | 35 | 16 | 35 | 16 | 35 | 16 | 35 | 16 | 35 | 16 |
| Unpowered Convenience Outlet | 5 | 2 | 5 | 2 | 5 | 2 | 5 | 2 | 5 | 2 |
| Enthalpy Sensor | 2 | 1 | 2 | 1 | 2 | 1 | 2 | 1 | 2 | 1 |
| Differential Enthalpy Sensor | 3 | 1 | 3 | 1 | 3 | 1 | 3 | 1 | 3 | 1 |
| Two Position Motorized Damper | 50 | 23 | 50 | 23 | 50 | 23 | 65 | 29 | 65 | 29 |
| Manual Damper | 35 | 16 | 35 | 16 | 35 | 16 | 40 | 18 | 40 | 18 |
| Field Filter Track 4-in. (102 mm) | 22 | 10 | 22 | 10 | 22 | 10 | 22 | 10 | 22 | 10 |
| Motormaster Controller | 35 | 16 | 35 | 16 | 35 | 16 | 35 | 16 | 35 | 16 |
| Medium Static Motor/Drive | 5 | 2 | 6 | 3 | 6 | 3 | 6 | 3 | 10 | 5 |
| High Static Motor/Drive | 11 | 5 | 12 | 5 | 16 | 7 | 16 | 7 | 20 | 9 |
| SAV™ System with VFD | 20 | 9 | 20 | 9 | 20 | 9 | 20 | 9 | 20 | 9 |

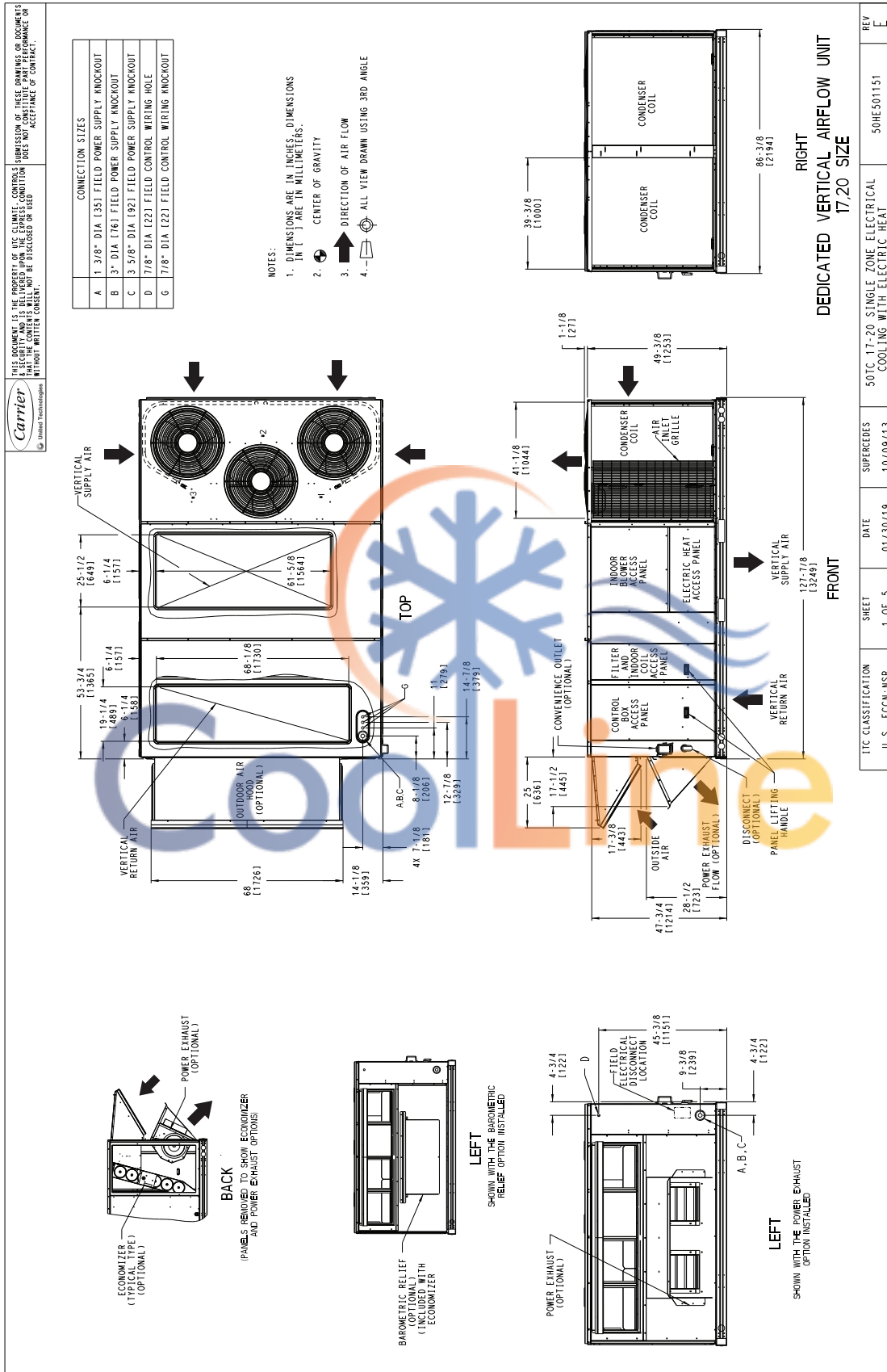
¹ For Humidi-MiZer system, add Motormaster controller.

— Not Available

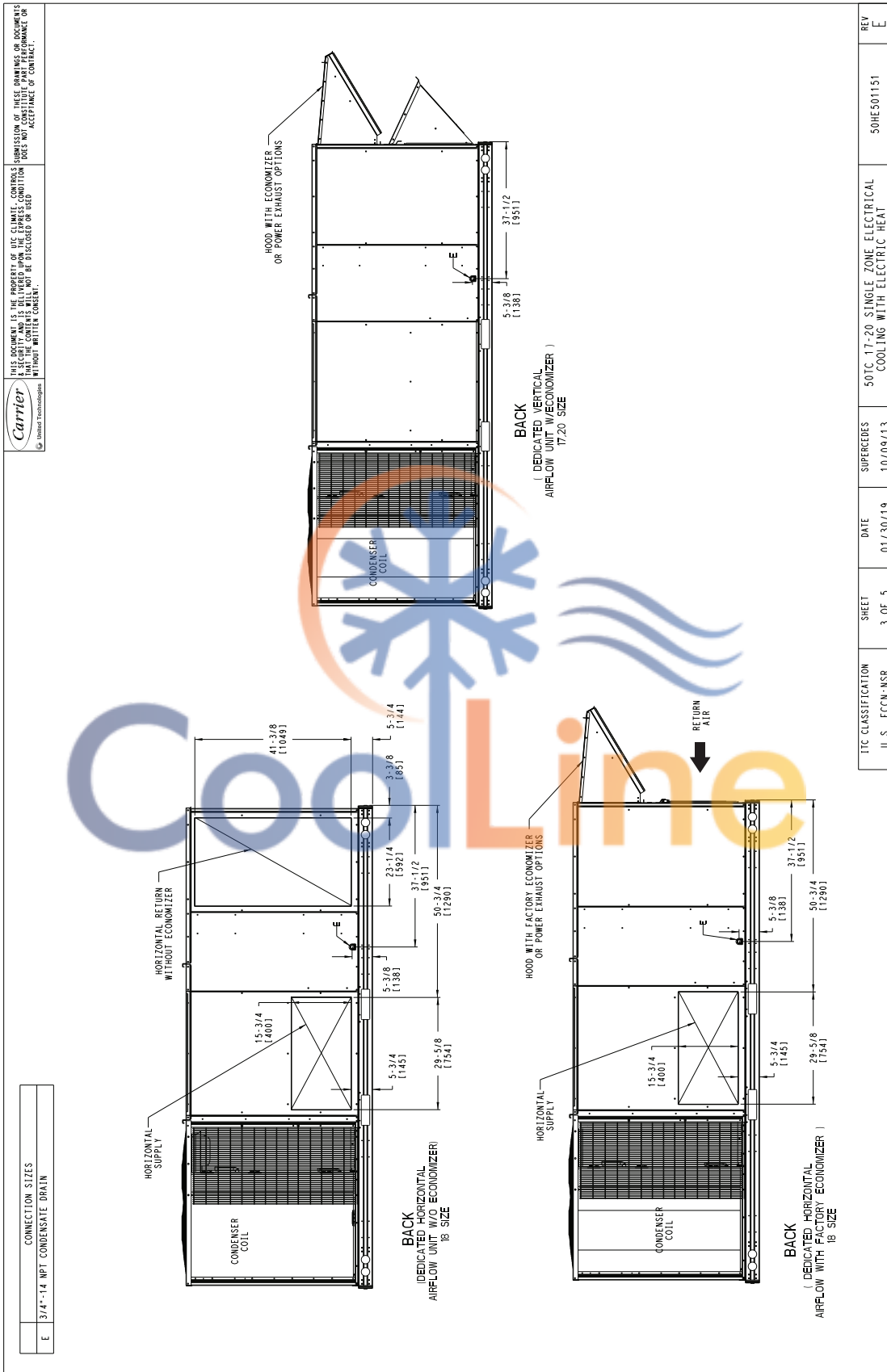
² Where available



50TC-*17-20 VERTICAL AIRFLOW



50TC-*17-20 BACK VIEW AND CONDENSATE DRAIN LOCATION



50TC-*17-20 CORNER WEIGHTS AND CLEARANCES

Carrier
United Technologies

THIS DOCUMENT IS THE PROPERTY OF THE CLIENT. CONTROL AND THE CONTENTS WILL NOT BE DISCLOSED OR USED WITHOUT WRITTEN CONSENT.

THESE DIMENSIONS ARE THE PROPERTY OF THE CLIENT. CONTROL AND THE CONTENTS WILL NOT BE DISCLOSED OR USED WITHOUT WRITTEN CONSENT.

| UNIT | STD UNIT WEIGHT | | CORNER WEIGHT (A) | | CORNER WEIGHT (B) | | CORNER WEIGHT (C) | | CORNER WEIGHT (D) | | C.G. | | | | | | | | |
|--------|-----------------|-----|-------------------|-----|-------------------|-----|-------------------|-----|-------------------|-----|------|-------|-------|-----|-------|-------|-----|------|------|
| | LBS. | KG. | LBS. | KG. | LBS. | KG. | LBS. | KG. | LBS. | KG. | X | Y | Z | | | | | | |
| 50TC17 | 1697 | 771 | 403 | 183 | 412 | 187 | 446 | 203 | 436 | 198 | 44 | 3/4 | 1137 | 64 | 3/4 | 11645 | 16 | 1/2 | 1419 |
| 50TC20 | 1712 | 778 | 407 | 185 | 416 | 189 | 450 | 204 | 440 | 200 | 44 | 3/4 | 1137 | 64 | 3/4 | 11645 | 16 | 1/2 | 1419 |
| 50TC17 | 1808 | 822 | 415 | 189 | 492 | 224 | 488 | 222 | 412 | 187 | 42 | 29/32 | 11090 | 69 | 1/4 | 11759 | 16 | 1/2 | 1419 |
| 50TC18 | 1793 | 815 | 375 | 170 | 419 | 191 | 528 | 240 | 472 | 214 | 48 | 11219 | 67 | 3/8 | 11711 | 16 | 1/2 | 1419 | |
| 50TC20 | 1823 | 829 | 419 | 190 | 496 | 226 | 493 | 224 | 415 | 189 | 42 | 29/32 | 11090 | 69 | 1/4 | 11759 | 16 | 1/2 | 1419 |

RTFF - ROUND TUBE, PLATE FIN (COPPER/ALUM)
MCH - NOVATION (CALUM/ALUM)

* STANDARD UNIT WEIGHT IS WITHOUT ELECTRIC HEAT AND WITHOUT PACKAGING. FOR OTHER OPTIONS AND ACCESSORIES, REFER TO THE PRODUCT DATA CATALOG.

Carrier
United Technologies

THIS DOCUMENT IS THE PROPERTY OF THE CLIENT. CONTROL AND THE CONTENTS WILL NOT BE DISCLOSED OR USED WITHOUT WRITTEN CONSENT.

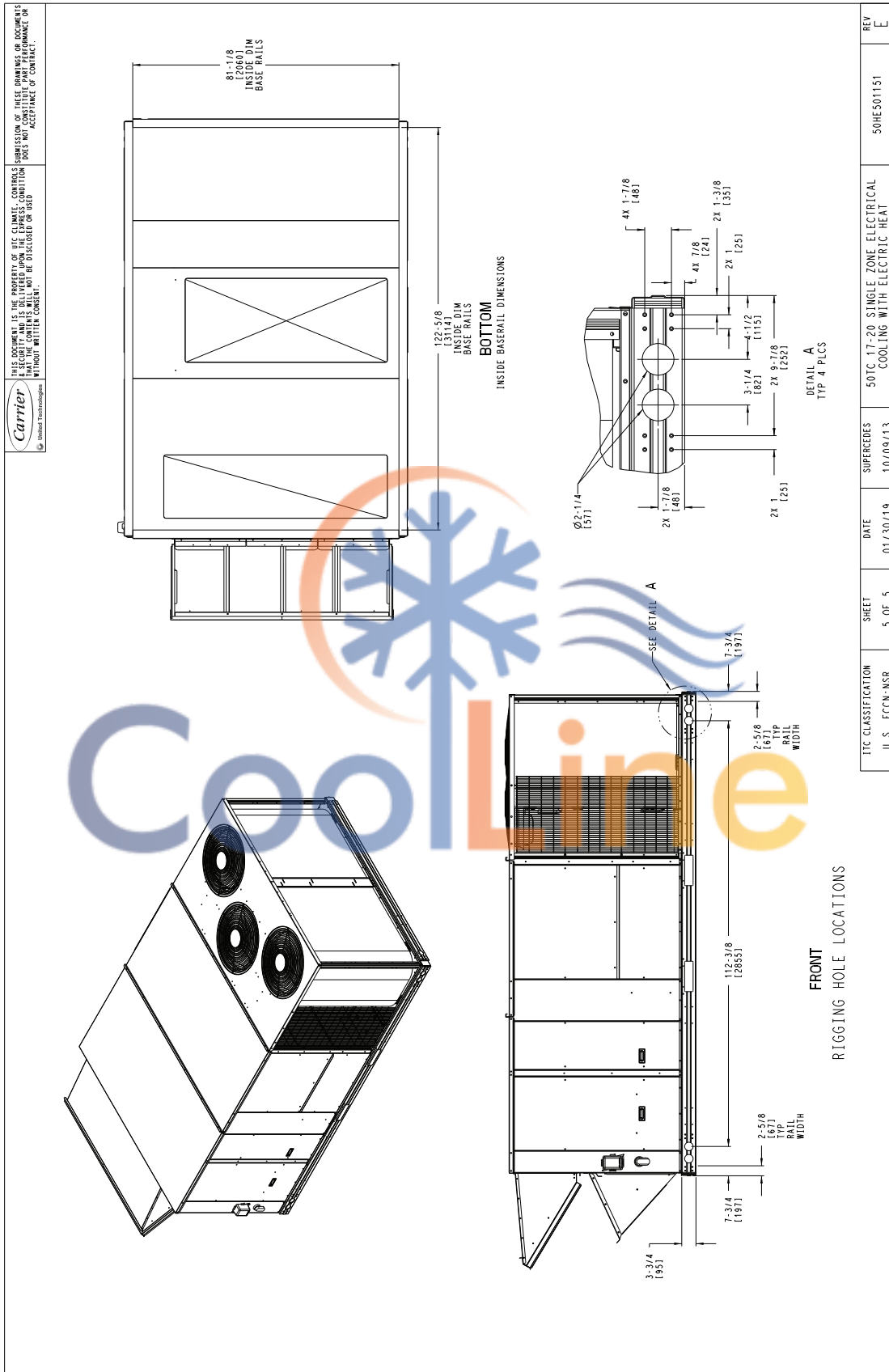
| SURFACE | SERVICE WITH CONDUCTIVE BARRIER | | SERVICE WITH NONCONDUCTIVE BARRIER | | OPERATING CLEARANCE | |
|----------------|---------------------------------|---------|------------------------------------|---------|---------------------|---------|
| | LBS. | KG. | LBS. | KG. | LBS. | KG. |
| FRONT | 48 | 11219mm | 36 | 914mm | 18 | 1457mm |
| LEFT | 48 | 11219mm | 42 | 11067mm | 18 | 1457mm |
| BACK | 42 | 11067mm | 36 | 914mm | 18 | 1457mm |
| LEFT WITH HOOD | 36 | 914mm | 36 | 914mm | 18 | 1457mm |
| RIGHT | 36 | 914mm | 36 | 914mm | 18 | 1457mm |
| TOP | 72 | 11829mm | 72 | 11829mm | 72 | 11829mm |

NOTES:

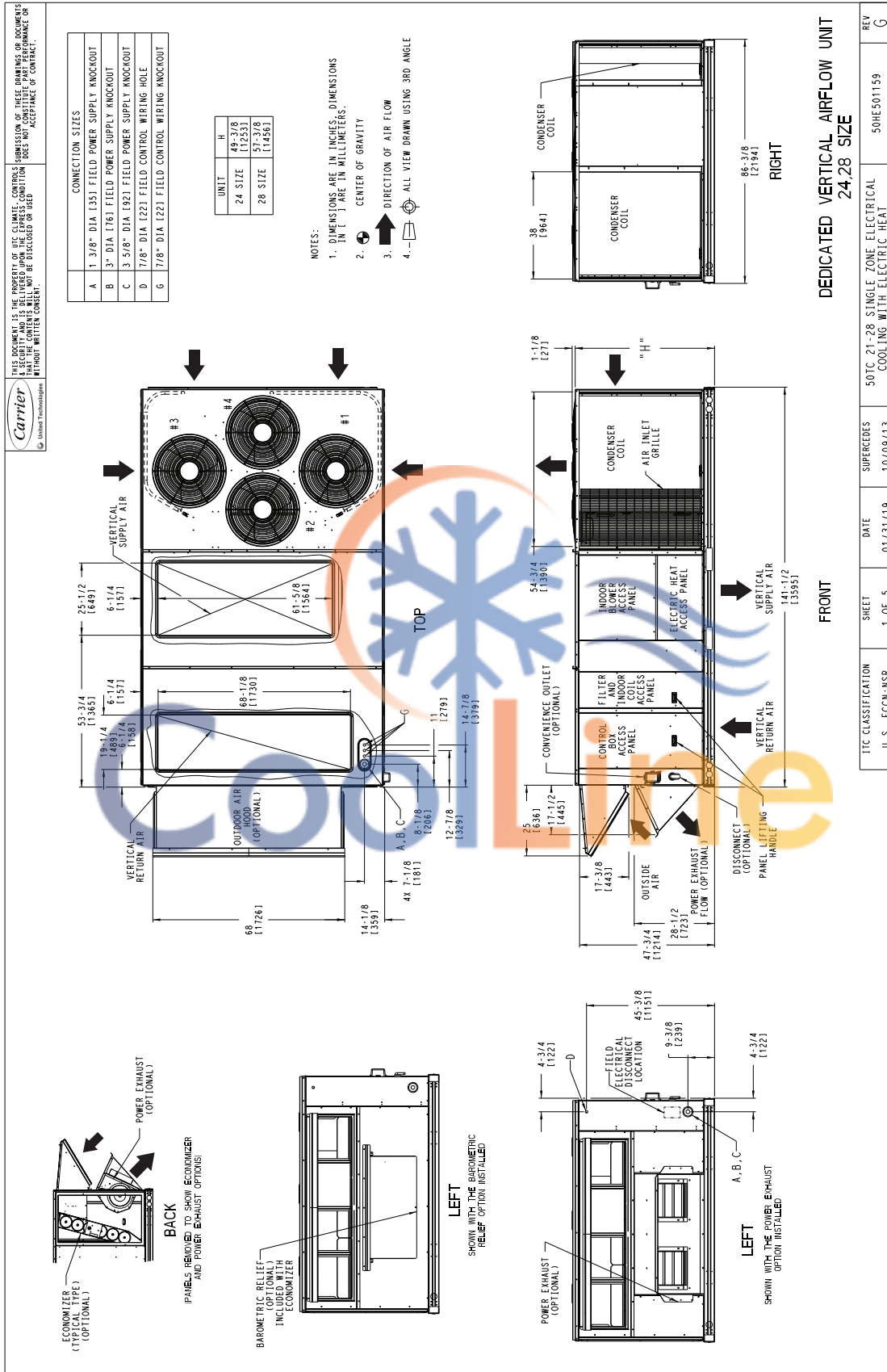
- CLEARANCE ABOVE THE UNIT TO BE 72"
- FOR ALL MINIMUM CLEARANCES LOCAL CODES OR JURISDICTIONS MAY PREVAIL.

| ITC CLASSIFICATION | SHEET | DATE | REV |
|--------------------|--------|----------|------------|
| U.S. - ECCN: NSR | 4 OF 5 | 01/30/19 | 50HE501151 |

50TC-*17-20 BOTTOM VIEW

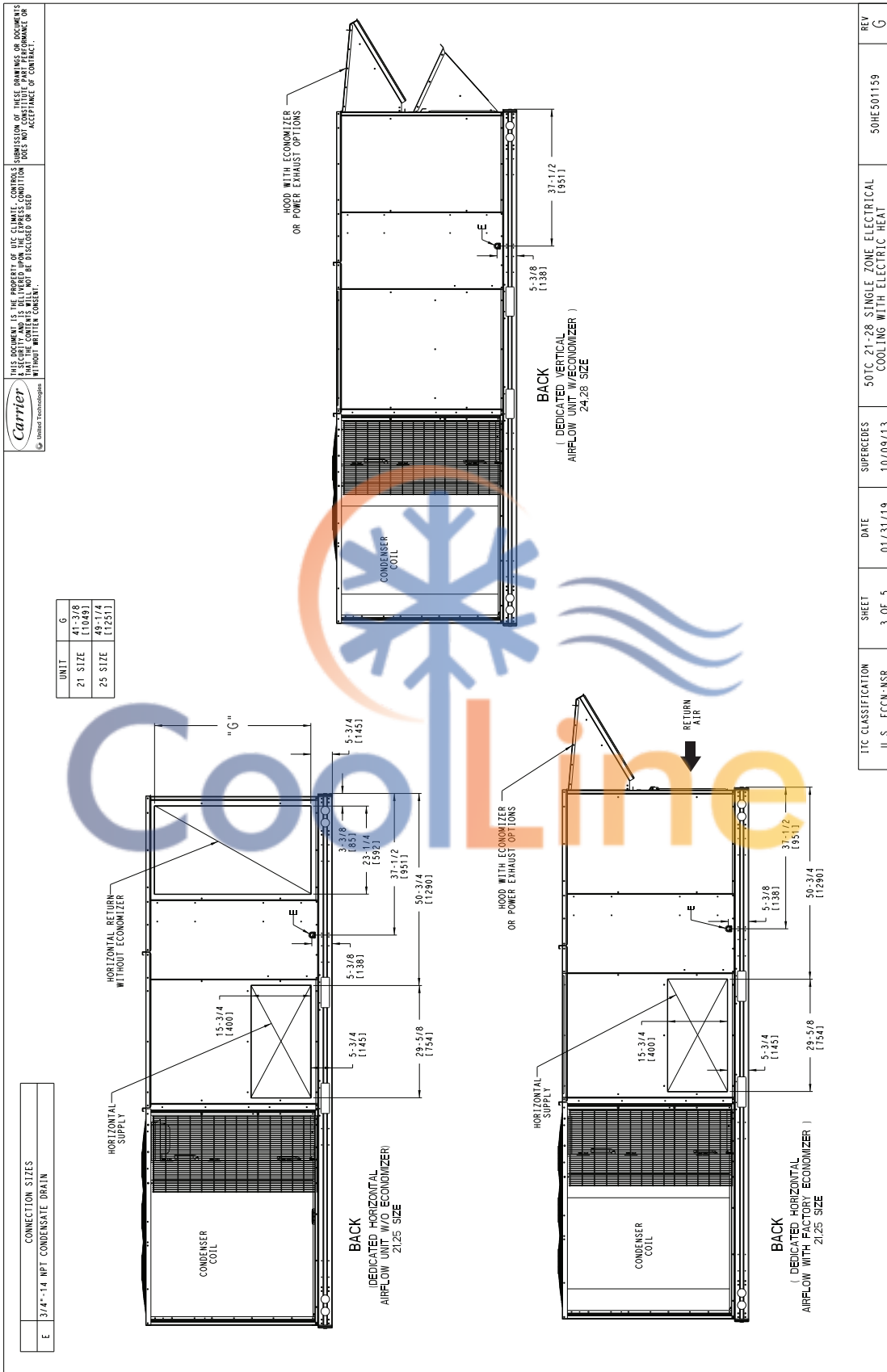


50TC-*24-28 VERTICAL AIRFLOW



DEDICATED VERTICAL AIRFLOW UNIT 24,28 SIZE

50TC-*24-28 BACK VIEW AND CONDENSATE DRAIN LOCATION



| | | | | |
|--------------------|--------|----------|------------|-----|
| ITC CLASSIFICATION | SHEET | DATE | SUPERCEDES | REV |
| U.S. ECCN: NSR | 3 OF 5 | 01/31/19 | 10/09/13 | G |

50TC-21-28 SINGLE ZONE ELECTRICAL COOLING WITH ELECTRIC HEAT

50TC-*24-28 CORNER WEIGHTS AND CLEARANCES

Carrier
Carrier Technologies

THIS DOCUMENT IS THE PROPERTY OF TIC CLIMATE CONTROLS. SUBMISSION OF THESE DRAWINGS OR DOCUMENTS WITHOUT WRITTEN CONSENT DOES NOT CONSTITUTE ACCEPTANCE OF CONTRACT.

| UNIT | OUTDOOR COIL TYPE | STD. UNIT WEIGHT (LBS./KG.) | CORNER A WEIGHT (LBS./KG.) | CORNER B WEIGHT (LBS./KG.) | CORNER C WEIGHT (LBS./KG.) | CORNER D WEIGHT (LBS./KG.) | C.G. |
|--------|-------------------|-----------------------------|----------------------------|----------------------------|----------------------------|----------------------------|------|
| 50TC24 | MCX | 182 | 192 | 248 | 257 | 265 | 189 |
| 50TC26 | MCX | 191 | 201 | 257 | 266 | 274 | 198 |
| 50TC28 | MCX | 203 | 213 | 269 | 278 | 286 | 210 |
| 50TC24 | RFF | 193 | 203 | 261 | 270 | 278 | 197 |
| 50TC26 | RFF | 205 | 215 | 273 | 282 | 290 | 202 |
| 50TC28 | RFF | 218 | 228 | 286 | 295 | 303 | 215 |
| 50TC24 | MCX | 209 | 219 | 276 | 285 | 293 | 207 |
| 50TC26 | MCX | 218 | 228 | 285 | 294 | 302 | 216 |
| 50TC28 | MCX | 230 | 240 | 298 | 307 | 315 | 229 |

STD. - STANDARD UNIT WEIGHT IS WITHOUT ELECTRIC HEAT AND WITHOUT PACKAGING. FOR OTHER OPTIONS AND ACCESSORIES, REFER TO THE PRODUCT DATA CATALOG.

NOTES:

- CLEARANCE ABOVE THE UNIT TO BE 72"
- FOR ALL MINIMUM CLEARANCES LOCAL CODES OR JURISDICTIONS MAY PREVAIL.

| SURFACE | CLEARANCE | |
|----------------|---------------------------------|------------------------------------|
| | SERVICE WITH CONDUCTIVE BARRIER | SERVICE WITH NONCONDUCTIVE BARRIER |
| FRONT | 48 [1219mm] | 36 [914mm] |
| LEFT | 48 [1219mm] | 42 [1067mm] |
| BACK | 42 [1067mm] | 36 [914mm] |
| LEFT WITH HOOD | 36 [914mm] | 36 [914mm] |
| RIGHT | 36 [914mm] | 36 [914mm] |
| TOP | 72 [1829mm] | 72 [1829mm] |

TIC CLASSIFICATION
U.S. ECCN: NSR

SHEET
4 OF 5

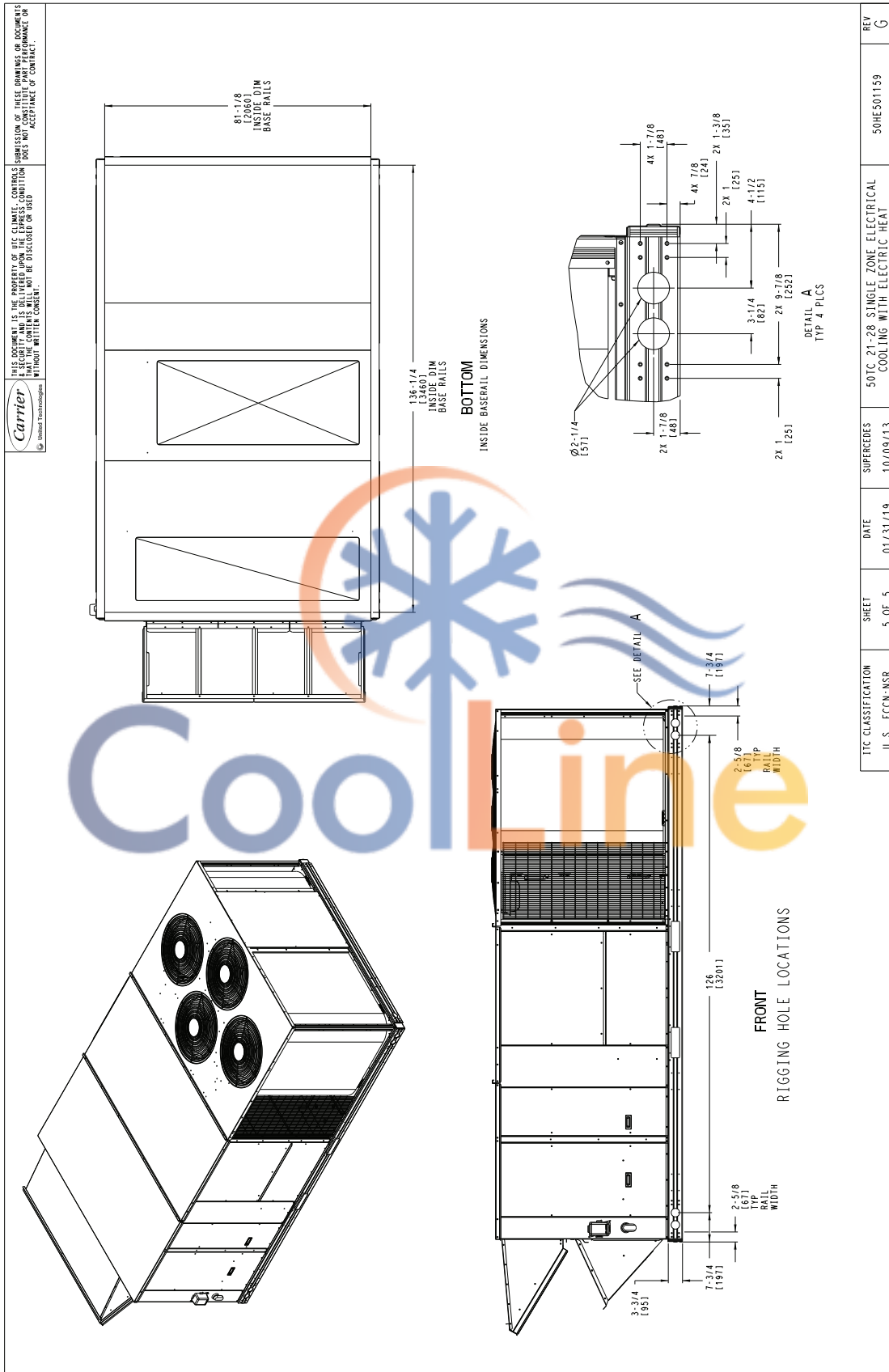
DATE
01/31/19

SUPERCEDES
10/09/13

50TC 21-28 SINGLE ZONE ELECTRICAL COOLING WITH ELECTRIC HEAT

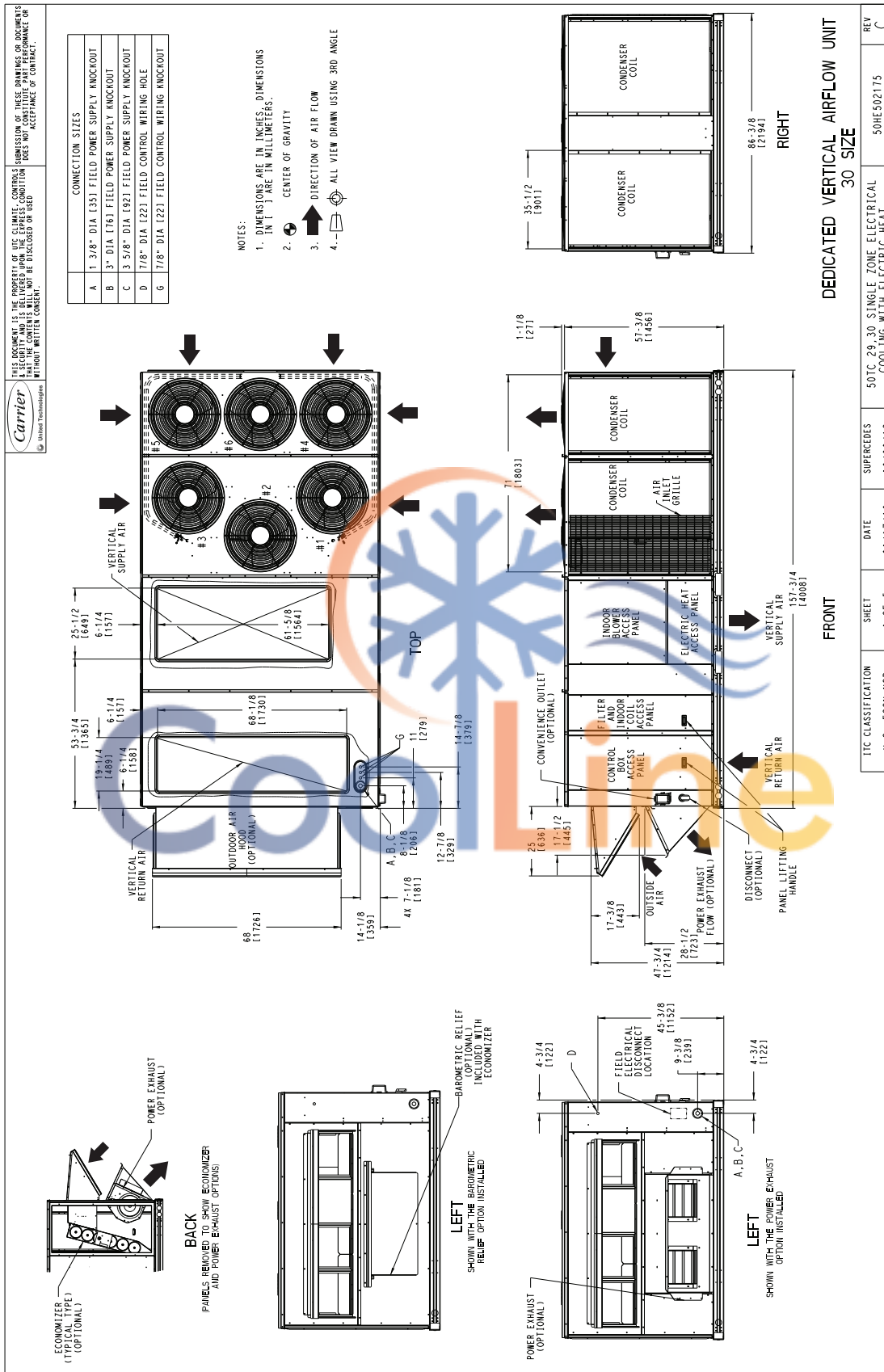
REV
50HE501159
G

50TC-*24-28 BOTTOM VIEW



| TTC CLASSIFICATION | SHEET | DATE | SUPERCEDES | REV |
|--------------------------------------------------------------|--------|----------|------------|------------|
| U.S. ECCN: NSR | 5 OF 5 | 01/31/19 | 10/09/13 | G |
| 50TC 21-28 SINGLE ZONE ELECTRICAL COOLING WITH ELECTRIC HEAT | | | | 50HE501159 |

50TC-*30 VERTICAL AIRFLOW



DEDICATED VERTICAL AIRFLOW UNIT
30 SIZE

FRONT

| | | | | |
|--------------------|--------|----------|------------|-----|
| ITC CLASSIFICATION | SHEET | DATE | SUPERCEDES | REV |
| U.S. ECCN: NSR | 1 OF 5 | 01/17/19 | 10/09/13 | C |

| | |
|------------------------------------------------------------|------------|
| 50TC, 30 SINGLE ZONE ELECTRICAL COOLING WITH ELECTRIC HEAT | 50HE502175 |
|------------------------------------------------------------|------------|

50TC*30 CORNER WEIGHTS AND CLEARANCES

THIS DOCUMENT IS THE PROPERTY OF THE CLIMATE CONTROLS GROUP. IT IS TO BE USED ONLY FOR THE UNIT AND ACCESSORIES SPECIFICALLY IDENTIFIED HEREIN. IT IS NOT TO BE REPRODUCED, COPIED, OR TRANSMITTED IN ANY FORM OR BY ANY MEANS, ELECTRONIC OR MECHANICAL, WITHOUT WRITTEN CONSENT.

SEMI-REPRESENTATION OF THESE DRAWINGS OR DOCUMENTS IS NOT TO BE USED WITHOUT THE ACCEPTANCE OF CONTRACT.

| UNIT | CORNER WEIGHT (A) | | CORNER WEIGHT (B) | | CORNER WEIGHT (C) | | CORNER WEIGHT (D) | | C.G. | | | | | |
|--------|-------------------|------|-------------------|-----|-------------------|-----|-------------------|-----|------|-----|------------|---------------|----------|---|
| | LBS. | KG. | LBS. | KG. | LBS. | KG. | LBS. | KG. | X | Y | | | | |
| 50TC29 | 2193 | 997 | 545 | 248 | 528 | 240 | 551 | 251 | 569 | 259 | 44 [111.8] | 77 1/2 [1969] | 19 [483] | 7 |
| 50TC30 | 2813 | 1142 | 664 | 302 | 566 | 257 | 391 | 269 | 693 | 315 | 44 [111.8] | 72 1/2 [1842] | 19 [483] | |

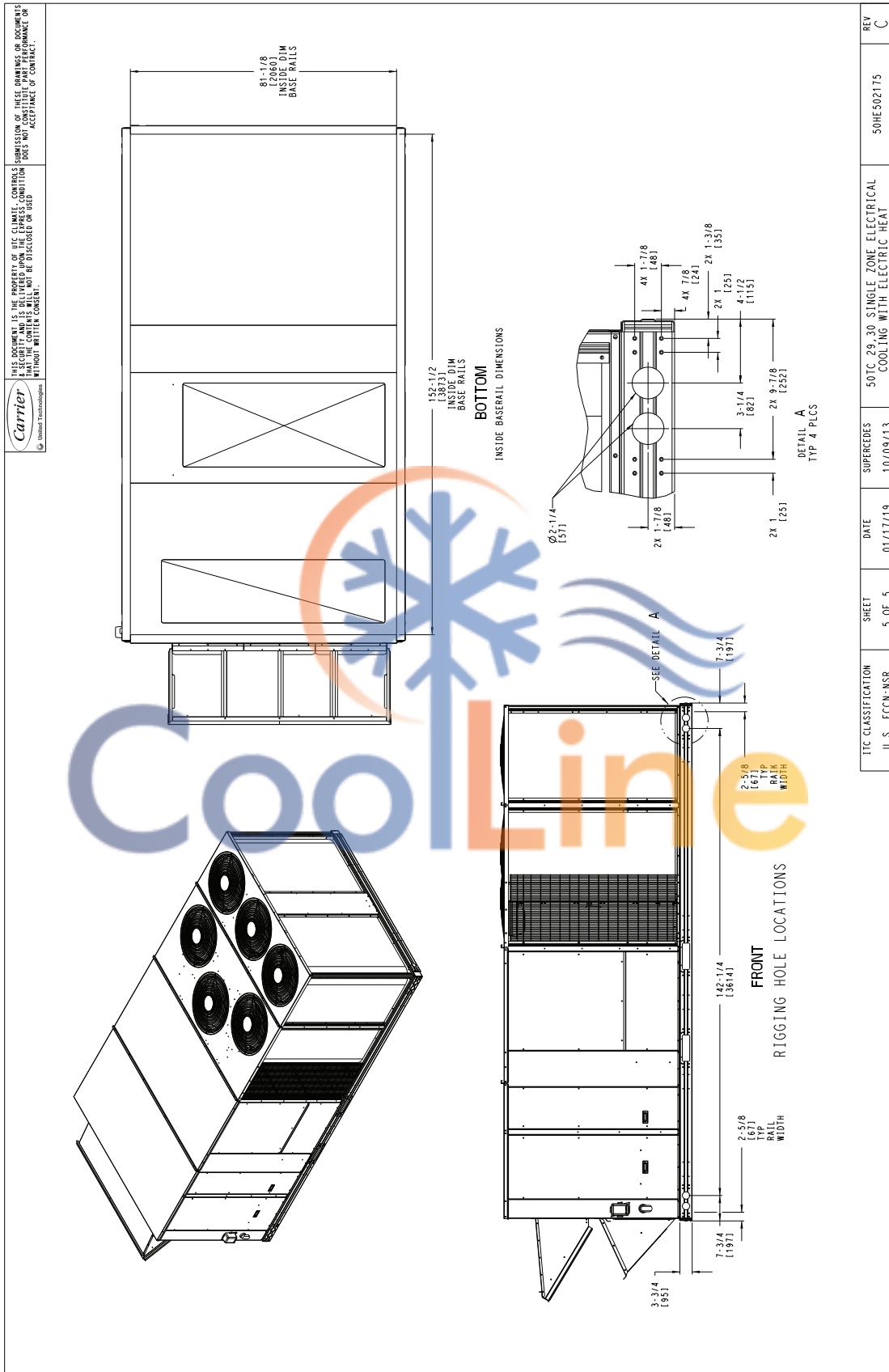
* STANDARD UNIT WEIGHT IS WITHOUT ELECTRIC HEAT AND WITHOUT PACKAGING.
 FOR OTHER OPTIONS AND ACCESSORIES, REFER TO THE PRODUCT DATA CATALOG.

| SURFACE | SERVICE WITH: CONDUCTIVE BARRIER | | SERVICE WITH: NONCONDUCTIVE BARRIER | | OPERATING CLEARANCE | |
|----------------|-------------------------------------|-----------|----------------------------------------|-----------|------------------------|-----------|
| | LBS. | KG. | LBS. | KG. | LBS. | KG. |
| FRONT | 48 | [121.9mm] | 36 | [91.4mm] | 18 | [45.7mm] |
| LEFT | 48 | [121.9mm] | 42 | [106.7mm] | 18 | [45.7mm] |
| BACK | 42 | [106.7mm] | 36 | [91.4mm] | 18 | [45.7mm] |
| LEFT WITH HOOD | 36 | [91.4mm] | 36 | [91.4mm] | 18 | [45.7mm] |
| RIGHT | 36 | [91.4mm] | 36 | [91.4mm] | 18 | [45.7mm] |
| TOP | 72 | [182.9mm] | 72 | [182.9mm] | 72 | [182.9mm] |

NOTES:
 1. CLEARANCE ABOVE THE UNIT TO BE 72"
 2. FOR ALL MINIMUM CLEARANCES LOCAL CODES OR JURISDICTIONS MAY PREVAIL.

| ITC CLASSIFICATION | SHEET | DATE | REV |
|--------------------|--------|----------|-----------------|
| U.S. - ECCN: NSR | 4 OF 5 | 01/17/19 | 50HE502175 C |

50TC-*30 BOTTOM VIEW



| TIC CLASSIFICATION | SHEET | DATE | SUPERCEDES | REV |
|--------------------------------------------------------------|--------|----------|------------|------------|
| U.S. ECCN: NSR | 5 OF 5 | 01/17/19 | 10/09/13 | C |
| 50TC 29.30 SINGLE ZONE ELECTRICAL COOLING WITH ELECTRIC HEAT | | | | 50HE502175 |

COOLING CAPACITY - 15 TONS

| 50TC-*17 | | | AMBIENT TEMPERATURE (°F) | | | | | | | | | | | | | |
|----------|----------|----------|--------------------------|-------|-------|----------|-------|-------|----------|-------|-------|----------|-------|-------|-------|-------|
| | | | 85 | | | 95 | | | 105 | | | 115 | | | | |
| | | | EAT (db) | | | EAT (db) | | | EAT (db) | | | EAT (db) | | | | |
| | | | 75 | 80 | 85 | 75 | 80 | 85 | 75 | 80 | 85 | 75 | 80 | 85 | | |
| 4500 cfm | EAT (wb) | 58 | TC | 159.6 | 159.1 | 163.4 | 148.7 | 148.4 | 155.2 | 136.1 | 137.1 | 146.0 | 122.4 | 127.2 | 136.2 | |
| | | | SHC | 132.6 | 149.6 | 163.4 | 127.0 | 143.9 | 155.2 | 120.7 | 137.1 | 146.0 | 113.9 | 127.2 | 136.2 | |
| | | 62 | TC | 173.9 | 173.6 | 173.3 | 163.1 | 162.6 | 162.2 | 150.5 | 150.2 | 149.9 | 136.8 | 136.2 | 136.9 | |
| | | | SHC | 119.4 | 136.8 | 153.9 | 114.1 | 131.5 | 148.6 | 108.2 | 125.7 | 142.6 | 101.9 | 119.2 | 135.8 | |
| | | 67 | TC | 193.4 | 193.0 | 192.5 | 182.5 | 182.1 | 181.7 | 169.9 | 169.5 | 169.1 | 156.0 | 155.5 | 155.2 | |
| | | | SHC | 102.3 | 119.7 | 137.0 | 97.3 | 114.8 | 132.3 | 91.7 | 109.4 | 126.9 | 85.7 | 103.5 | 121.1 | |
| | 72 | TC | 213.7 | 213.2 | 212.6 | 203.5 | 203.0 | 202.5 | 191.0 | 190.5 | 189.9 | 177.1 | 176.6 | 176.1 | | |
| | | SHC | 84.0 | 101.7 | 119.2 | 79.7 | 97.4 | 115.0 | 74.6 | 92.4 | 109.9 | 69.1 | 86.9 | 104.6 | | |
| | 76 | TC | — | 227.8 | 228.5 | — | 219.6 | 219.1 | — | 207.9 | 207.4 | — | 194.1 | 193.5 | | |
| | | SHC | — | 89.9 | 103.7 | — | 82.5 | 100.2 | — | 78.1 | 95.8 | — | 73.0 | 97.2 | | |
| | 5250 cfm | EAT (wb) | 58 | TC | 168.7 | 168.5 | 176.4 | 157.0 | 158.2 | 167.7 | 143.9 | 148.2 | 158.0 | 129.5 | 137.5 | 147.4 |
| | | | | SHC | 161.3 | 163.9 | 176.4 | 138.9 | 157.2 | 167.7 | 132.4 | 148.2 | 158.0 | 125.4 | 137.5 | 147.4 |
| 62 | | | TC | 184.2 | 183.8 | 183.2 | 172.3 | 171.8 | 171.5 | 159.1 | 158.5 | 159.3 | 144.4 | 143.8 | 147.8 | |
| | | | SHC | 129.4 | 149.6 | 168.9 | 123.9 | 144.0 | 163.5 | 117.9 | 137.9 | 156.4 | 111.4 | 131.3 | 147.8 | |
| 67 | | | TC | 204.7 | 204.0 | 203.5 | 193.1 | 192.6 | 192.2 | 179.7 | 179.2 | 178.7 | 164.8 | 164.3 | 163.6 | |
| | | | SHC | 109.3 | 129.5 | 149.6 | 104.3 | 124.7 | 144.9 | 98.6 | 119.1 | 139.4 | 92.5 | 113.1 | 133.3 | |
| 72 | | TC | 224.6 | 224.1 | 223.6 | 214.4 | 213.7 | 213.1 | 202.0 | 201.4 | 200.7 | 187.0 | 186.4 | 185.8 | | |
| | | SHC | 87.5 | 107.9 | 128.2 | 83.4 | 103.9 | 124.3 | 78.6 | 99.2 | 119.6 | 72.9 | 93.6 | 114.1 | | |
| 76 | | TC | — | 239.1 | 239.6 | — | 230.6 | 230.1 | — | 218.4 | 217.7 | — | 204.4 | 203.7 | | |
| | | SHC | — | 92.6 | 110.2 | — | 86.4 | 107.0 | — | 82.0 | 102.6 | — | 77.1 | 97.8 | | |
| 6000 cfm | | EAT (wb) | 58 | TC | 176.9 | 178.5 | 188.9 | 164.3 | 168.9 | 179.6 | 150.3 | 158.4 | 169.1 | 136.1 | 146.9 | 157.7 |
| | | | | SHC | 157.4 | 178.5 | 188.9 | 151.1 | 168.9 | 179.6 | 144.3 | 158.4 | 169.1 | 136.1 | 146.9 | 157.7 |
| | 62 | | TC | 193.2 | 192.7 | 192.2 | 180.4 | 179.7 | 180.7 | 166.2 | 165.6 | 170.1 | 150.5 | 150.0 | 158.1 | |
| | | | SHC | 140.2 | 162.8 | 184.2 | 134.4 | 156.9 | 177.8 | 128.1 | 150.6 | 168.9 | 121.3 | 143.5 | 158.1 | |
| | 67 | | TC | 214.4 | 213.7 | 213.0 | 202.1 | 201.6 | 201.0 | 187.7 | 187.1 | 186.4 | 171.8 | 171.1 | 170.4 | |
| | | | SHC | 117.3 | 140.3 | 163.0 | 112.1 | 135.3 | 158.2 | 106.2 | 129.4 | 152.2 | 99.8 | 123.1 | 145.9 | |
| | 72 | TC | 234.9 | 234.6 | 234.2 | 224.0 | 223.3 | 222.5 | 210.9 | 210.1 | 209.3 | 194.9 | 194.1 | 193.4 | | |
| | | SHC | 92.7 | 115.9 | 139.1 | 88.4 | 111.8 | 134.8 | 83.4 | 106.8 | 130.0 | 77.5 | 101.0 | 124.3 | | |
| | 76 | TC | — | 250.7 | 250.9 | — | 240.9 | 240.1 | — | 227.5 | 226.7 | — | 212.7 | 211.8 | | |
| | | SHC | — | 95.7 | 118.9 | — | 92.1 | 115.3 | — | 87.4 | 110.8 | — | 82.4 | 105.8 | | |
| | 6750 cfm | EAT (wb) | 58 | TC | 182.5 | 187.4 | 198.5 | 169.3 | 177.4 | 188.7 | 156.0 | 166.4 | 177.8 | 142.9 | 154.4 | 165.9 |
| | | | | SHC | 167.5 | 187.4 | 198.5 | 161.2 | 177.4 | 188.7 | 153.0 | 166.4 | 177.8 | 142.9 | 154.4 | 165.9 |
| 62 | | | TC | 199.3 | 198.7 | 199.6 | 186.0 | 185.2 | 188.9 | 171.2 | 170.5 | 208.4 | 154.7 | 155.5 | 166.2 | |
| | | | SHC | 148.6 | 173.7 | 196.6 | 142.8 | 167.6 | 188.9 | 136.4 | 161.1 | 208.4 | 115.2 | 152.6 | 166.2 | |
| 67 | | | TC | 220.4 | 219.6 | 218.8 | 208.2 | 207.4 | 206.6 | 193.2 | 192.5 | 191.7 | 176.8 | 176.1 | 175.2 | |
| | | | SHC | 122.6 | 148.2 | 173.6 | 117.6 | 143.4 | 168.7 | 111.6 | 137.6 | 162.9 | 97.2 | 131.3 | 156.3 | |
| 72 | | TC | 241.2 | 240.5 | 240.2 | 229.8 | 228.9 | 228.1 | 216.3 | 215.4 | 214.6 | 200.2 | 199.4 | 198.6 | | |
| | | SHC | 95.1 | 120.9 | 146.6 | 90.8 | 116.8 | 142.6 | 85.8 | 111.9 | 137.8 | 80.0 | 106.2 | 118.0 | | |
| 76 | | TC | — | 257.2 | 256.7 | — | 246.6 | 245.9 | — | 233.0 | 232.1 | — | 217.6 | 216.7 | | |
| | | SHC | — | 98.4 | 124.2 | — | 94.8 | 120.7 | — | 90.2 | 116.3 | — | 85.1 | 111.3 | | |
| 7500 cfm | | EAT (wb) | 58 | TC | 187.3 | 195.3 | 206.8 | 174.4 | 184.9 | 196.8 | 161.5 | 173.5 | 185.5 | 148.9 | 161.1 | 173.2 |
| | | | | SHC | 177.5 | 195.3 | 206.8 | 169.9 | 184.9 | 196.8 | 161.5 | 173.5 | 185.5 | 148.9 | 161.1 | 173.2 |
| | 62 | | TC | 204.3 | 203.5 | 207.1 | 190.6 | 189.9 | 197.1 | 175.1 | 175.4 | 185.7 | 158.4 | 161.2 | 173.5 | |
| | | | SHC | 156.5 | 183.9 | 207.1 | 150.7 | 177.9 | 197.1 | 144.1 | 170.2 | 185.7 | 137.1 | 161.2 | 173.5 | |
| | 67 | | TC | 225.2 | 224.4 | 223.4 | 213.1 | 212.2 | 211.3 | 197.8 | 197.0 | 196.2 | 180.8 | 179.9 | 179.1 | |
| | | | SHC | 127.5 | 155.8 | 183.5 | 122.8 | 151.2 | 178.9 | 116.8 | 145.5 | 173.1 | 110.3 | 139.0 | 166.3 | |
| | 72 | TC | 246.1 | 245.5 | 244.9 | 234.5 | 233.6 | 232.8 | 220.6 | 219.7 | 218.6 | 204.7 | 203.7 | 202.7 | | |
| | | SHC | 97.1 | 125.6 | 153.8 | 92.9 | 121.6 | 150.1 | 87.9 | 116.8 | 145.3 | 82.3 | 111.2 | 139.9 | | |
| | 76 | TC | — | 262.3 | 261.6 | — | 251.3 | 250.5 | — | 237.3 | 236.3 | — | 221.6 | 220.6 | | |
| | | SHC | — | 100.9 | 129.2 | — | 97.3 | 125.8 | — | 92.8 | 121.5 | — | 87.7 | 116.6 | | |

LEGEND

- Do not operate
- Cfm — Cubic feet per minute (supply air)
- EAT (db) — Entering Air Temperature (dry bulb)
- EAT (wb) — Entering Air Temperature (wet bulb)
- SHC — Sensible Heat Capacity (1000 Btuh) Gross
- TC — Total Capacity (1000 Btuh) Gross

COOLING CAPACITIES, SUBCOOLING MODE (15 TONS)

| TEMP (°F) AIR ENT CONDENSER (Edb) | | AIR ENTERING EVAPORATOR - CFM | | | | | | | | |
|--------------------------------------------|-----|------------------------------------|-------|-------|-------|-------|-------|-------|-------|-------|
| | | 4,500 | | | 6,000 | | | 7,500 | | |
| | | AIR ENTERING EVAPORATOR – Ewb (°F) | | | | | | | | |
| | | 72 | 67 | 62 | 72 | 67 | 62 | 72 | 67 | 62 |
| 75 | TC | 208.5 | 190.6 | 172.6 | 229.2 | 208.6 | 188.1 | 247.8 | 224.9 | 202.0 |
| | SHC | 94.0 | 114.5 | 135.0 | 104.5 | 125.2 | 145.9 | 113.0 | 133.8 | 154.6 |
| | kW | 13.42 | 13.05 | 12.70 | 13.60 | 13.21 | 12.80 | 13.82 | 13.36 | 13.15 |
| 85 | TC | 198.3 | 180.7 | 163.0 | 214.9 | 194.8 | 174.6 | 229.8 | 207.4 | 185.1 |
| | SHC | 74.1 | 99.6 | 125.1 | 85.2 | 110.9 | 136.7 | 94.1 | 120.0 | 145.9 |
| | kW | 14.79 | 14.42 | 14.10 | 14.97 | 14.58 | 14.20 | 15.19 | 14.73 | 14.51 |
| 95 | TC | 188.2 | 170.8 | 153.4 | 200.6 | 180.9 | 161.1 | 211.9 | 190.0 | 168.1 |
| | SHC | 54.4 | 84.8 | 115.3 | 65.9 | 96.7 | 127.5 | 75.1 | 106.2 | 137.2 |
| | kW | 16.23 | 15.86 | 15.50 | 16.41 | 16.02 | 15.60 | 16.63 | 16.17 | 15.95 |
| 105 | TC | 178.1 | 160.9 | 143.8 | 186.4 | 167.0 | 147.7 | 193.9 | 172.5 | 151.2 |
| | SHC | 34.6 | 70.0 | 105.4 | 46.5 | 82.4 | 118.2 | 56.1 | 92.3 | 128.5 |
| | kW | 17.47 | 17.10 | 16.80 | 17.65 | 17.26 | 16.90 | 17.87 | 17.41 | 17.25 |
| 115 | TC | 167.9 | 151.1 | 134.2 | 172.1 | 153.2 | 134.2 | 175.9 | 155.1 | 134.5 |
| | SHC | 14.8 | 55.2 | 95.6 | 27.2 | 68.1 | 109.0 | 37.1 | 78.5 | 119.8 |
| | kW | 18.87 | 18.50 | 18.20 | 19.05 | 18.66 | 18.30 | 19.27 | 18.81 | 18.55 |

COOLING CAPACITIES, HOT GAS REHEAT MODE (15 TONS)

| TEMP (°F) AIR ENT CONDENSER (Edb) | | AIR ENTERING EVAPORATOR - Ewb (°F) | | | | | | | | |
|--------------------------------------------|-------|------------------------------------------------|--------|--------|----------------------------------------------|--------|--------|------------------------------------------------|--------|--------|
| | | 75 DRY BULB 62.5 WET BULB (50% RELATIVE) | | | 75 DRY BULB 64 WET BULB (56% RELATIVE) | | | 75 DRY BULB 65.3 WET BULB (60% RELATIVE) | | |
| | | AIR ENTERING EVAPORATOR – CFM | | | | | | | | |
| | | 4,500 | 6,000 | 7,500 | 4,500 | 6,000 | 7,500 | 4,500 | 6,000 | 7,500 |
| | | 80 | TC | 80.10 | 85.50 | 91.30 | 82.70 | 90.90 | 97.10 | 86.00 |
| SHC | 12.70 | | 22.30 | 34.20 | 5.10 | 12.10 | 21.20 | -2.10 | 4.20 | 10.50 |
| kW | 12.44 | | 12.67 | 12.78 | 12.55 | 12.88 | 13.10 | 12.65 | 13.02 | 13.12 |
| 75 | TC | 82.30 | 87.60 | 93.40 | 84.70 | 93.00 | 99.20 | 88.10 | 97.30 | 102.50 |
| | SHC | 14.30 | 24.20 | 36.00 | 6.70 | 13.70 | 23.10 | -0.50 | 5.80 | 12.60 |
| | kW | 12.38 | 12.62 | 12.73 | 12.50 | 12.83 | 13.05 | 12.62 | 12.98 | 13.07 |
| 70 | TC | 84.40 | 89.60 | 94.70 | 87.00 | 95.10 | 101.30 | 90.30 | 99.50 | 104.60 |
| | SHC | 16.10 | 25.70 | 37.30 | 8.20 | 15.80 | 24.50 | 1.10 | 7.50 | 13.70 |
| | kW | 12.34 | 12.58 | 12.69 | 12.47 | 12.78 | 13.03 | 12.59 | 12.93 | 13.02 |
| 60 | TC | 88.50 | 93.90 | 99.80 | 91.20 | 99.40 | 105.50 | 94.40 | 103.70 | 108.90 |
| | SHC | 19.40 | 29.20 | 40.70 | 11.50 | 18.60 | 27.80 | 4.60 | 10.50 | 16.90 |
| | kW | 12.28 | 12.52 | 12.63 | 12.41 | 12.73 | 12.97 | 12.53 | 12.84 | 12.94 |
| 50 | TC | 92.80 | 98.10 | 104.80 | 95.40 | 103.60 | 110.50 | 98.80 | 108.00 | 113.90 |
| | SHC | 22.70 | 32.20 | 43.80 | 14.80 | 22.10 | 31.30 | 7.70 | 13.90 | 20.50 |
| | kW | 12.21 | 12.45 | 12.56 | 12.34 | 12.68 | 12.91 | 12.46 | 12.75 | 12.85 |
| 40 | TC | 97.10 | 102.50 | 108.50 | 99.60 | 108.00 | 114.30 | 103.00 | 112.40 | 117.70 |
| | SHC | 26.00 | 35.40 | 46.90 | 17.90 | 25.30 | 34.40 | 10.80 | 17.10 | 23.80 |
| | kW | 12.14 | 12.38 | 12.49 | 12.27 | 12.60 | 12.84 | 12.40 | 12.70 | 12.80 |

LEGEND

Edb — Entering Dry-Bulb
Ewb — Entering Wet-Bulb
kW — Compressor Motor Power Input
ldb — Leaving Dry-Bulb
lwb — Leaving Wet-Bulb
SHC — Sensible Heat Capacity (1000 Btuh) Gross
TC — Total Capacity (1000 Btuh) Gross

NOTES:

1. Direct interpolation is permissible. Do not extrapolate.
2. The following formulas may be used:

$$t_{ldb} = t_{edb} - \frac{\text{sensible capacity (Btuh)}}{1.10 \times \text{cfm}}$$

t_{lwb} = Wet-bulb temperature corresponding to enthalpy of air leaving evaporator coil (h_{lwb})

$$h_{lwb} = h_{ewb} - \frac{\text{total capacity (Btuh)}}{4.5 \times \text{cfm}}$$

Where: h_{ewb} = Enthalpy of air entering evaporator coil

COOLING CAPACITY - 17.5 TONS

| 50TC-20 | | | AMBIENT TEMPERATURE (°F) | | | | | | | | | | | | |
|----------|----------|-------|--------------------------|-------|-------|----------|-------|-------|----------|-------|-------|----------|-------|-------|-------|
| | | | 85 | | | 95 | | | 105 | | | 115 | | | |
| | | | EAT (db) | | | EAT (db) | | | EAT (db) | | | EAT (db) | | | |
| | | | 75 | 80 | 85 | 75 | 80 | 85 | 75 | 80 | 85 | 75 | 80 | 85 | |
| 5250 cfm | EAT (wb) | 58 | TC | 180.4 | 185.6 | 196.3 | 167.7 | 176.1 | 186.9 | 154.7 | 165.3 | 176.6 | 142.2 | 153.6 | 164.9 |
| | | SHC | 166.5 | 185.6 | 196.3 | 160.6 | 176.1 | 186.9 | 152.7 | 165.3 | 176.6 | 142.2 | 153.6 | 164.9 | |
| | | 62 | TC | 196.2 | 195.5 | 196.9 | 183.6 | 182.9 | 187.2 | 169.3 | 168.7 | 176.9 | 153.4 | 154.1 | 165.2 |
| | | SHC | 146.8 | 172.1 | 194.7 | 141.4 | 166.6 | 187.2 | 135.4 | 160.5 | 176.9 | 128.6 | 152.5 | 165.2 | |
| | 67 | TC | 216.7 | 215.9 | 215.2 | 204.9 | 204.1 | 203.1 | 190.6 | 189.7 | 189.0 | 174.8 | 174.0 | 173.3 | |
| | SHC | 120.0 | 146.1 | 171.8 | 115.4 | 141.5 | 167.1 | 109.8 | 136.1 | 161.7 | 103.8 | 130.2 | 155.6 | | |
| | 72 | TC | 237.4 | 236.8 | 236.0 | 226.0 | 225.1 | 224.2 | 212.8 | 211.9 | 211.0 | 197.3 | 196.4 | 195.5 | |
| | SHC | 92.0 | 118.3 | 144.3 | 87.8 | 114.3 | 140.4 | 83.0 | 109.6 | 135.8 | 77.6 | 104.2 | 130.6 | | |
| 76 | TC | — | 252.9 | 253.0 | — | 242.5 | 241.6 | — | 229.1 | 228.2 | — | 214.1 | 213.1 | | |
| SHC | — | 95.1 | 121.4 | — | 91.7 | 118.0 | — | 87.3 | 113.8 | — | 82.5 | 107.1 | | | |
| 6125 cfm | EAT (wb) | 58 | TC | 188.8 | 198.5 | 209.3 | 176.5 | 188.2 | 200.2 | 164.5 | 176.7 | 189.0 | 151.9 | 164.2 | 176.7 |
| | | SHC | 180.4 | 198.5 | 209.3 | 174.4 | 188.2 | 200.2 | 164.5 | 176.7 | 189.0 | 151.9 | 164.2 | 176.7 | |
| | | 62 | TC | 205.2 | 204.6 | 209.6 | 191.8 | 191.5 | 200.4 | 176.6 | 177.6 | 189.2 | 159.9 | 164.2 | 176.9 |
| | | SHC | 159.9 | 188.7 | 209.6 | 154.2 | 183.0 | 200.4 | 147.9 | 174.8 | 189.2 | 141.0 | 164.2 | 176.9 | |
| | 67 | TC | 225.5 | 224.5 | 223.5 | 213.5 | 212.5 | 211.7 | 199.1 | 198.3 | 197.4 | 182.3 | 181.4 | 180.9 | |
| | SHC | 128.3 | 158.4 | 187.8 | 123.8 | 154.1 | 183.5 | 118.4 | 148.9 | 178.1 | 112.2 | 142.7 | 171.6 | | |
| | 72 | TC | 245.6 | 245.3 | 244.6 | 234.7 | 233.6 | 232.6 | 220.9 | 219.9 | 218.8 | 205.5 | 204.4 | 203.4 | |
| | SHC | 95.4 | 125.9 | 155.7 | 91.7 | 122.2 | 152.4 | 86.9 | 117.7 | 148.1 | 81.7 | 112.5 | 143.1 | | |
| 76 | TC | — | 262.0 | 261.2 | — | 250.7 | 250.1 | — | 237.3 | 236.2 | — | 221.6 | 220.6 | | |
| SHC | — | 99.5 | 129.4 | — | 95.9 | 126.2 | — | 91.8 | 122.4 | — | 87.0 | 117.8 | | | |
| 7000 cfm | EAT (wb) | 58 | TC | 197.4 | 209.8 | 221.3 | 186.1 | 199.1 | 211.7 | 173.8 | 186.9 | 200.1 | 160.3 | 173.5 | 186.9 |
| | | SHC | 196.8 | 209.8 | 221.3 | 186.1 | 199.1 | 211.7 | 173.8 | 186.9 | 200.1 | 160.3 | 173.5 | 186.9 | |
| | | 62 | TC | 212.7 | 212.4 | 221.5 | 198.4 | 199.8 | 212.0 | 182.3 | 186.9 | 200.3 | 164.7 | 173.8 | 187.1 |
| | | SHC | 173.4 | 205.1 | 221.5 | 167.4 | 197.4 | 212.0 | 160.8 | 186.8 | 200.3 | 153.4 | 173.8 | 187.1 | |
| | 67 | TC | 233.7 | 232.5 | 231.4 | 220.8 | 219.8 | 218.9 | 205.6 | 204.5 | 204.1 | 187.8 | 186.8 | 188.0 | |
| | SHC | 138.0 | 172.0 | 205.0 | 133.4 | 167.6 | 200.4 | 127.8 | 162.0 | 194.4 | 121.3 | 155.6 | 185.6 | | |
| | 72 | TC | 254.3 | 253.3 | 252.8 | 242.7 | 241.5 | 240.3 | 228.0 | 226.8 | 225.7 | 211.8 | 210.6 | 209.3 | |
| | SHC | 101.3 | 135.4 | 169.2 | 97.3 | 131.8 | 165.9 | 92.3 | 127.2 | 161.5 | 86.9 | 121.8 | 156.3 | | |
| 76 | TC | — | 270.7 | 269.9 | — | 259.0 | 258.1 | — | 245.0 | 243.6 | — | 228.5 | 227.1 | | |
| SHC | — | 106.1 | 140.0 | — | 102.4 | 136.5 | — | 98.2 | 132.7 | — | 93.2 | 127.9 | | | |
| 7875 cfm | EAT (wb) | 58 | TC | 205.0 | 217.2 | 229.1 | 193.4 | 206.9 | 219.3 | 180.6 | 194.3 | 207.9 | 166.6 | 180.5 | 194.5 |
| | | SHC | 205.0 | 217.2 | 229.1 | 193.4 | 206.9 | 219.3 | 180.6 | 194.3 | 207.9 | 166.6 | 180.5 | 194.5 | |
| | | 62 | TC | 216.7 | 217.4 | 229.4 | 202.5 | 207.1 | 219.6 | 185.9 | 194.5 | 208.4 | 168.4 | 180.7 | 194.7 |
| | | SHC | 183.9 | 217.4 | 229.4 | 178.2 | 207.1 | 219.6 | 171.5 | 194.5 | 208.4 | 141.2 | 180.7 | 194.7 | |
| | 67 | TC | 237.8 | 236.7 | 235.7 | 224.7 | 223.5 | 223.0 | 209.5 | 208.3 | 209.2 | 191.5 | 190.3 | 195.0 | |
| | SHC | 144.6 | 182.4 | 219.3 | 140.3 | 178.2 | 213.7 | 134.9 | 172.7 | 205.9 | 113.6 | 166.2 | 195.0 | | |
| | 72 | TC | 258.6 | 257.5 | 256.5 | 246.8 | 245.7 | 244.3 | 231.8 | 230.5 | 229.2 | 215.3 | 213.9 | 212.5 | |
| | SHC | 103.9 | 141.8 | 179.2 | 100.0 | 138.3 | 176.1 | 95.1 | 133.9 | 172.1 | 89.7 | 128.6 | 142.0 | | |
| 76 | TC | — | 275.4 | 274.2 | — | 262.7 | 261.8 | — | 248.7 | 247.6 | — | 231.9 | 230.5 | | |
| SHC | — | 109.5 | 147.0 | — | 105.7 | 143.6 | — | 101.5 | 139.9 | — | 96.6 | 135.4 | | | |
| 8750 cfm | EAT (wb) | 58 | TC | 211.3 | 223.6 | 235.9 | 199.7 | 213.4 | 225.7 | 186.4 | 200.7 | 214.3 | 172.1 | 186.5 | 200.9 |
| | | SHC | 211.3 | 223.6 | 235.9 | 199.7 | 213.4 | 225.7 | 186.4 | 200.7 | 214.3 | 172.1 | 186.5 | 200.9 | |
| | | 62 | TC | 220.0 | 223.7 | 236.3 | 206.0 | 213.6 | 226.1 | 189.3 | 200.9 | 214.5 | 172.2 | 186.7 | 201.2 |
| | | SHC | 194.0 | 223.7 | 236.3 | 188.5 | 213.6 | 226.1 | 181.3 | 200.9 | 214.5 | 172.2 | 186.7 | 201.2 | |
| | 67 | TC | 241.1 | 240.1 | 239.7 | 227.9 | 226.6 | 226.9 | 212.7 | 211.4 | 214.9 | 194.4 | 193.0 | 201.4 | |
| | SHC | 151.0 | 192.1 | 230.2 | 146.9 | 188.3 | 225.2 | 141.6 | 182.9 | 214.8 | 135.3 | 176.3 | 201.4 | | |
| | 72 | TC | 262.2 | 261.0 | 259.7 | 250.0 | 248.8 | 247.7 | 235.0 | 233.5 | 232.1 | 218.1 | 216.6 | 215.2 | |
| | SHC | 106.5 | 148.1 | 189.0 | 102.5 | 144.5 | 186.0 | 97.8 | 140.4 | 182.1 | 92.4 | 135.3 | 177.1 | | |
| 76 | TC | — | 278.9 | 277.4 | — | 266.0 | 264.8 | — | 251.5 | 250.6 | — | 234.7 | 233.0 | | |
| SHC | — | 112.7 | 153.7 | — | 108.9 | 150.4 | — | 104.7 | 146.7 | — | 100.0 | 142.4 | | | |

LEGEND

- Do not operate
- Cfm — Cubic feet per minute (supply air)
- EAT (db) — Entering Air Temperature (dry bulb)
- EAT (wb) — Entering Air Temperature (wet bulb)
- SHC — Sensible Heat Capacity (1000 Btuh) Gross
- TC — Total Capacity (1000 Btuh) Gross

COOLING CAPACITIES, SUBCOOLING MODE (17.5 TONS)

| TEMP (°F) AIR ENT CONDENSER (Edb) | | AIR ENTERING EVAPORATOR - CFM | | | | | | | | |
|--------------------------------------------|-----|------------------------------------|--------|--------|--------|--------|--------|--------|--------|--------|
| | | 5,250 | | | 7,000 | | | 8,750 | | |
| | | AIR ENTERING EVAPORATOR – Ewb (°F) | | | | | | | | |
| | | 72 | 67 | 62 | 72 | 67 | 62 | 72 | 67 | 62 |
| 75 | TC | 218.70 | 199.60 | 180.50 | 241.40 | 219.40 | 197.40 | 261.70 | 237.20 | 212.70 |
| | SHC | 99.90 | 123.90 | 147.80 | 112.70 | 136.90 | 161.10 | 122.90 | 147.30 | 171.70 |
| | kW | 11.81 | 11.56 | 11.20 | 13.81 | 13.48 | 13.16 | 14.82 | 14.58 | 14.16 |
| 85 | TC | 206.60 | 187.90 | 169.10 | 224.90 | 203.40 | 181.90 | 241.30 | 217.30 | 193.40 |
| | SHC | 78.90 | 108.40 | 137.90 | 92.20 | 122.10 | 152.00 | 103.00 | 133.10 | 163.30 |
| | kW | 13.18 | 12.53 | 12.53 | 15.18 | 14.85 | 14.52 | 16.21 | 15.85 | 15.54 |
| 95 | TC | 194.70 | 176.20 | 157.80 | 208.40 | 187.40 | 166.40 | 220.80 | 197.40 | 174.10 |
| | SHC | 57.80 | 92.90 | 128.00 | 71.70 | 107.30 | 142.90 | 83.00 | 118.90 | 154.90 |
| | kW | 14.56 | 14.21 | 13.88 | 16.56 | 16.21 | 15.87 | 17.56 | 17.22 | 16.01 |
| 105 | TC | 182.70 | 164.50 | 146.40 | 191.90 | 171.40 | 150.80 | 200.30 | 177.60 | 154.80 |
| | SHC | 36.80 | 77.40 | 118.10 | 51.30 | 92.50 | 133.80 | 63.00 | 104.70 | 146.40 |
| | kW | 15.93 | 15.58 | 15.20 | 17.94 | 17.58 | 17.22 | 18.95 | 18.59 | 18.24 |
| 115 | TC | 170.60 | 152.80 | 135.00 | 175.40 | 155.40 | 135.30 | 179.80 | 157.70 | 135.50 |
| | SHC | 15.70 | 62.00 | 108.20 | 30.80 | 77.80 | 124.70 | 43.00 | 90.50 | 128.00 |
| | kW | 17.31 | 16.95 | 16.58 | 19.32 | 18.95 | 18.58 | 20.32 | 19.96 | 19.59 |

COOLING CAPACITIES, HOT GAS REHEAT MODE (17.5 TONS)

| TEMP (°F) AIR ENT CONDENSER (Edb) | | AIR ENTERING EVAPORATOR - Ewb (°F) | | | | | | | | |
|--------------------------------------------|-------|------------------------------------|--------|--------|----------------|--------|--------|----------------|--------|--------|
| | | 75 DRY BULB | | | 75 DRY BULB | | | 75 DRY BULB | | |
| | | 62.5 WET BULB | | | 64 WET BULB | | | 65.3 WET BULB | | |
| | | (50% RELATIVE) | | | (56% RELATIVE) | | | (60% RELATIVE) | | |
| | | Air Entering Evaporator – CFM | | | | | | | | |
| 4,500 | 6,000 | 7,500 | 4,500 | 6,000 | 7,500 | 4,500 | 6,000 | 7,500 | | |
| 80 | TC | 82.20 | 90.50 | 92.40 | 86.70 | 96.40 | 97.80 | 91.60 | 99.80 | 101.20 |
| | SHC | 18.20 | 29.40 | 41.60 | 8.60 | 17.20 | 27.50 | 0.50 | 9.30 | 13.20 |
| | kW | 12.64 | 12.73 | 12.88 | 12.78 | 13.06 | 13.15 | 12.96 | 13.07 | 13.22 |
| 75 | TC | 84.40 | 92.70 | 94.40 | 88.80 | 98.60 | 99.70 | 93.70 | 102.00 | 103.40 |
| | SHC | 19.70 | 31.30 | 43.50 | 10.10 | 18.80 | 29.20 | 12.10 | 10.80 | 15.30 |
| | kW | 12.60 | 12.71 | 12.85 | 12.75 | 13.02 | 13.12 | 12.93 | 13.03 | 13.19 |
| 70 | TC | 86.70 | 94.90 | 96.60 | 91.00 | 100.70 | 102.00 | 95.90 | 104.10 | 105.40 |
| | SHC | 21.30 | 32.80 | 44.80 | 11.60 | 20.40 | 30.70 | 3.80 | 12.30 | 16.50 |
| | kW | 12.56 | 12.66 | 12.82 | 12.70 | 12.99 | 13.08 | 12.89 | 13.00 | 13.14 |
| 60 | TC | 90.90 | 99.10 | 100.80 | 95.20 | 105.00 | 106.30 | 100.20 | 108.30 | 109.70 |
| | SHC | 24.80 | 36.00 | 48.20 | 14.90 | 23.90 | 35.90 | 7.20 | 15.60 | 19.60 |
| | kW | 12.49 | 12.60 | 12.75 | 12.64 | 12.92 | 13.02 | 12.83 | 12.93 | 13.09 |
| 50 | TC | 95.00 | 103.40 | 105.10 | 99.50 | 109.40 | 110.50 | 104.40 | 112.50 | 113.90 |
| | SHC | 28.10 | 39.30 | 51.30 | 18.20 | 27.20 | 37.40 | 10.30 | 18.90 | 23.20 |
| | kW | 12.43 | 12.53 | 12.67 | 12.57 | 12.86 | 12.95 | 12.76 | 12.87 | 13.02 |
| 40 | TC | 99.20 | 107.70 | 109.30 | 103.70 | 113.70 | 114.70 | 108.60 | 116.70 | 118.10 |
| | SHC | 31.40 | 42.50 | 54.40 | 21.30 | 30.40 | 40.50 | 13.40 | 22.00 | 26.50 |
| | kW | 12.35 | 12.45 | 12.61 | 12.50 | 12.79 | 12.87 | 12.68 | 12.80 | 12.94 |

LEGEND

Edb — Entering Dry-Bulb
Ewb — Entering Wet-Bulb
kW — Compressor Motor Power Input
ldb — Leaving Dry-Bulb
lwb — Leaving Wet-Bulb
SHC — Sensible Heat Capacity (1000 Btuh) Gross
TC — Total Capacity (1000 Btuh) Gross

NOTES:

1. Direct interpolation is permissible. Do not extrapolate.
2. The following formulas may be used:

$$t_{ldb} = t_{edb} - \frac{\text{sensible capacity (Btuh)}}{1.10 \times \text{cfm}}$$

$$t_{lwb} = \text{Wet-bulb temperature corresponding to enthalpy of air leaving evaporator coil } (h_{lwb})$$

$$h_{lwb} = h_{ewb} - \frac{\text{total capacity (Btuh)}}{4.5 \times \text{cfm}}$$

Where: h_{ewb} = Enthalpy of air entering evaporator coil

COOLING CAPACITY - 20 TONS

| 50TC-24 | | | AMBIENT TEMPERATURE (°F) | | | | | | | | | | | | |
|------------|----------|-----|--------------------------|-------|-------|----------|-------|-------|----------|-------|-------|----------|-------|-------|-------|
| | | | 85 | | | 95 | | | 105 | | | 115 | | | |
| | | | EAT (db) | | | EAT (db) | | | EAT (db) | | | EAT (db) | | | |
| | | | 75 | 80 | 85 | 75 | 80 | 85 | 75 | 80 | 85 | 75 | 80 | 85 | |
| 6000 cfm | EAT (wb) | 58 | TC | 213.1 | 217.2 | 228.7 | 199.9 | 207.5 | 219.4 | 184.8 | 195.8 | 208.4 | 169.6 | 182.6 | 195.6 |
| | | | SHC | 194.3 | 217.2 | 228.7 | 188.0 | 207.5 | 219.4 | 179.0 | 195.8 | 208.4 | 169.6 | 182.6 | 195.6 |
| | | 62 | TC | 230.0 | 229.4 | 230.4 | 217.5 | 217.0 | 219.7 | 202.5 | 201.9 | 208.8 | 184.9 | 184.9 | 195.9 |
| | | | SHC | 170.0 | 199.9 | 225.9 | 164.6 | 194.5 | 219.7 | 158.3 | 187.8 | 208.8 | 150.9 | 178.7 | 195.9 |
| | 67 | TC | 251.5 | 251.1 | 250.6 | 239.4 | 238.7 | 238.1 | 225.4 | 224.7 | 224.0 | 208.8 | 208.2 | 207.4 | |
| | | SHC | 137.5 | 168.1 | 198.4 | 132.9 | 163.4 | 193.7 | 127.5 | 158.1 | 188.2 | 121.1 | 151.9 | 181.9 | |
| | 72 | TC | 274.0 | 273.8 | 273.5 | 262.3 | 261.7 | 261.0 | 248.2 | 247.4 | 246.6 | 232.2 | 231.3 | 230.5 | |
| | | SHC | 104.3 | 135.1 | 165.6 | 100.1 | 130.9 | 161.4 | 95.1 | 125.9 | 156.6 | 89.6 | 120.5 | 151.3 | |
| 76 | TC | — | 292.9 | 292.2 | — | 280.5 | 279.9 | — | 266.3 | 265.6 | — | 250.6 | 249.8 | | |
| | SHC | — | 108.1 | 138.6 | — | 104.1 | 134.9 | — | 99.6 | 130.4 | — | 94.6 | 125.5 | | |
| 7000 cfm | EAT (wb) | 58 | TC | 220.8 | 229.7 | 241.7 | 208.4 | 219.7 | 232.2 | 194.3 | 208.1 | 221.0 | 180.1 | 194.2 | 207.9 |
| | | | SHC | 211.0 | 229.7 | 241.7 | 203.1 | 219.7 | 232.2 | 194.3 | 208.1 | 221.0 | 180.1 | 194.2 | 207.9 |
| | | 62 | TC | 237.8 | 237.3 | 241.9 | 225.1 | 224.6 | 232.3 | 209.6 | 210.2 | 221.3 | 191.3 | 196.0 | 208.2 |
| | | | SHC | 183.3 | 217.8 | 241.9 | 178.2 | 212.1 | 232.3 | 171.8 | 203.8 | 221.3 | 164.3 | 196.0 | 208.2 |
| | 67 | TC | 260.0 | 259.2 | 258.5 | 247.2 | 246.4 | 245.7 | 232.7 | 231.9 | 231.7 | 215.8 | 215.0 | 214.3 | |
| | | SHC | 146.0 | 181.0 | 215.7 | 141.3 | 176.5 | 211.2 | 136.0 | 171.3 | 206.3 | 129.8 | 165.3 | 199.4 | |
| | 72 | TC | 283.3 | 282.5 | 281.8 | 270.6 | 269.8 | 268.9 | 255.9 | 255.0 | 254.1 | 240.0 | 238.9 | 238.0 | |
| | | SHC | 107.9 | 143.2 | 178.1 | 103.6 | 139.0 | 174.1 | 98.6 | 134.2 | 169.5 | 93.2 | 129.0 | 164.4 | |
| 76 | TC | — | 302.3 | 301.6 | — | 289.1 | 288.4 | — | 274.4 | 273.6 | — | 257.9 | 256.8 | | |
| | SHC | — | 112.3 | 147.5 | — | 108.3 | 143.7 | — | 103.9 | 139.4 | — | 98.9 | 134.5 | | |
| 8000 cfm | EAT (wb) | 58 | TC | 232.1 | 243.6 | 256.1 | 219.8 | 233.4 | 246.0 | 206.9 | 221.3 | 234.5 | 192.1 | 206.8 | 221.2 |
| | | | SHC | 227.5 | 243.6 | 256.1 | 219.8 | 233.4 | 246.0 | 206.9 | 221.3 | 234.5 | 192.1 | 206.8 | 221.2 |
| | | 62 | TC | 247.8 | 247.1 | 256.4 | 234.7 | 235.5 | 246.2 | 218.7 | 221.1 | 234.7 | 199.5 | 207.0 | 221.4 |
| | | | SHC | 199.5 | 236.7 | 256.4 | 194.3 | 229.1 | 246.2 | 187.8 | 221.1 | 234.7 | 179.9 | 207.0 | 221.4 |
| | 67 | TC | 270.2 | 269.3 | 268.3 | 257.0 | 256.1 | 255.2 | 242.1 | 241.0 | 240.3 | 224.5 | 223.5 | 223.1 | |
| | | SHC | 157.6 | 197.1 | 235.6 | 152.7 | 192.6 | 231.0 | 147.3 | 187.2 | 225.3 | 141.0 | 181.0 | 215.6 | |
| | 72 | TC | 294.1 | 293.1 | 292.2 | 280.7 | 279.7 | 278.4 | 265.9 | 264.7 | 263.8 | 248.9 | 247.6 | 246.6 | |
| | | SHC | 114.8 | 154.6 | 193.9 | 110.3 | 150.4 | 190.0 | 105.4 | 145.6 | 185.5 | 99.7 | 140.1 | 180.2 | |
| 76 | TC | — | 313.1 | 312.3 | — | 299.3 | 298.2 | — | 283.8 | 282.8 | — | 266.7 | 265.4 | | |
| | SHC | — | 120.2 | 159.6 | — | 116.0 | 155.9 | — | 111.4 | 151.5 | — | 106.2 | 146.6 | | |
| 9000 cfm | EAT (wb) | 58 | TC | 238.5 | 252.5 | 266.0 | 226.8 | 241.6 | 255.6 | 213.1 | 228.2 | 243.0 | 197.5 | 213.0 | 229.2 |
| | | | SHC | 238.5 | 252.5 | 266.0 | 226.8 | 241.6 | 255.6 | 213.1 | 228.2 | 243.0 | 197.5 | 213.0 | 229.2 |
| | | 62 | TC | 253.0 | 254.1 | 266.3 | 238.6 | 241.6 | 255.7 | 221.0 | 228.4 | 243.3 | 201.1 | 213.2 | 229.4 |
| | | | SHC | 211.9 | 249.1 | 266.3 | 206.2 | 241.6 | 255.7 | 199.2 | 228.4 | 243.3 | 164.2 | 213.2 | 229.4 |
| | 67 | TC | 276.9 | 275.8 | 274.8 | 263.0 | 261.8 | 261.0 | 246.5 | 245.2 | 246.6 | 228.2 | 225.9 | 229.6 | |
| | | SHC | 165.6 | 209.9 | 252.2 | 160.7 | 205.1 | 247.0 | 154.9 | 199.3 | 238.5 | 132.3 | 192.7 | 229.6 | |
| | 72 | TC | 302.2 | 301.0 | 299.7 | 287.9 | 286.6 | 285.4 | 272.3 | 270.9 | 269.6 | 254.3 | 252.9 | 251.6 | |
| | | SHC | 118.2 | 162.8 | 206.8 | 113.5 | 158.4 | 202.9 | 108.5 | 153.4 | 198.0 | 102.7 | 147.8 | 165.1 | |
| 76 | TC | — | 322.0 | 320.8 | — | 307.7 | 306.1 | — | 291.4 | 289.9 | — | 275.1 | 272.5 | | |
| | SHC | — | 124.5 | 168.7 | — | 120.4 | 164.9 | — | 115.6 | 160.5 | — | 110.9 | 155.3 | | |
| 10,000 cfm | EAT (wb) | 58 | TC | 245.7 | 259.8 | 273.9 | 233.8 | 248.7 | 263.2 | 219.8 | 235.3 | 250.5 | 203.7 | 219.8 | 236.5 |
| | | | SHC | 245.7 | 259.8 | 273.9 | 233.8 | 248.7 | 263.2 | 219.8 | 235.3 | 250.5 | 203.7 | 219.8 | 236.5 |
| | | 62 | TC | 256.8 | 260.7 | 274.2 | 242.2 | 249.0 | 263.3 | 224.6 | 235.6 | 250.6 | 205.6 | 220.0 | 236.8 |
| | | | SHC | 223.8 | 258.4 | 274.2 | 218.1 | 249.0 | 263.3 | 211.0 | 235.6 | 250.6 | 199.3 | 220.0 | 236.8 |
| | 67 | TC | 280.8 | 279.6 | 266.3 | 266.6 | 265.4 | 265.8 | 249.9 | 248.6 | 251.0 | 231.4 | 229.8 | 237.3 | |
| | | SHC | 173.2 | 221.8 | 266.3 | 168.3 | 217.0 | 258.7 | 162.6 | 211.4 | 250.7 | 156.4 | 204.7 | 237.3 | |
| | 72 | TC | 306.4 | 305.0 | 274.8 | 292.1 | 290.6 | 289.3 | 276.0 | 274.3 | 273.0 | 257.5 | 256.0 | 254.6 | |
| | | SHC | 121.2 | 170.1 | 252.2 | 116.6 | 165.9 | 214.8 | 111.5 | 161.0 | 210.0 | 105.7 | 155.4 | 204.5 | |
| 76 | TC | — | 326.2 | 299.7 | — | 311.4 | 310.0 | — | 295.2 | 293.2 | — | 277.0 | 275.3 | | |
| | SHC | — | 128.2 | 206.8 | — | 124.0 | 172.9 | — | 119.5 | 168.9 | — | 114.3 | 163.8 | | |

LEGEND

- Do not operate
- Cfm — Cubic feet per minute (supply air)
- EAT (db) — Entering Air Temperature (dry bulb)
- EAT (wb) — Entering Air Temperature (wet bulb)
- SHC — Sensible Heat Capacity (1000 Btuh) Gross
- TC — Total Capacity (1000 Btuh) Gross

COOLING CAPACITIES, SUBCOOLING MODE (20 TONS)

| TEMP (°F) AIR ENT CONDENSER (Edb) | | AIR ENTERING EVAPORATOR - CFM | | | | | | | | |
|--------------------------------------------|-----|------------------------------------|-------|-------|-------|-------|-------|--------|-------|-------|
| | | 6,000 | | | 8,000 | | | 10,000 | | |
| | | AIR ENTERING EVAPORATOR – Ewb (°F) | | | | | | | | |
| | | 72 | 67 | 62 | 72 | 67 | 62 | 72 | 67 | 62 |
| 75 | TC | 263.0 | 240.4 | 217.7 | 301.0 | 274.0 | 246.9 | 336.9 | 305.6 | 274.4 |
| | SHC | 125.3 | 151.6 | 178.0 | 144.4 | 171.1 | 198.0 | 160.0 | 186.9 | 213.9 |
| | kW | 15.63 | 15.20 | 14.65 | 15.91 | 15.62 | 14.98 | 16.26 | 15.92 | 15.21 |
| 85 | TC | 248.2 | 226.1 | 204.0 | 279.2 | 252.9 | 226.6 | 308.4 | 278.2 | 248.0 |
| | SHC | 98.9 | 131.7 | 164.5 | 118.6 | 152.0 | 185.3 | 134.6 | 168.4 | 202.2 |
| | kW | 17.50 | 17.04 | 16.50 | 17.74 | 17.51 | 16.75 | 18.08 | 17.73 | 17.03 |
| 95 | TC | 233.4 | 211.8 | 190.2 | 257.3 | 231.8 | 206.4 | 279.8 | 250.7 | 221.5 |
| | SHC | 72.4 | 111.8 | 151.1 | 92.7 | 132.8 | 172.9 | 109.3 | 149.9 | 190.6 |
| | kW | 19.36 | 18.96 | 18.35 | 19.61 | 19.37 | 18.67 | 20.02 | 19.62 | 18.97 |
| 105 | TC | 218.6 | 197.5 | 176.5 | 235.4 | 210.7 | 186.1 | 251.3 | 223.2 | 195.1 |
| | SHC | 46.0 | 91.8 | 137.7 | 66.9 | 113.6 | 160.4 | 83.9 | 131.4 | 178.9 |
| | kW | 21.23 | 20.76 | 20.18 | 21.53 | 21.22 | 20.52 | 21.91 | 21.52 | 20.77 |
| 115 | TC | 203.7 | 183.3 | 162.8 | 213.5 | 189.7 | 165.8 | 222.7 | 195.7 | 168.7 |
| | SHC | 19.5 | 71.9 | 124.2 | 41.0 | 94.4 | 147.9 | 58.5 | 112.9 | 157.2 |
| | kW | 23.02 | 22.58 | 22.02 | 23.42 | 23.02 | 22.38 | 23.73 | 23.41 | 22.57 |

COOLING CAPACITIES, HOT GAS REHEAT MODE (20 TONS)

| TEMP (°F) AIR ENT CONDENSER (Edb) | | AIR ENTERING EVAPORATOR - Ewb (°F) | | | | | | | | |
|--------------------------------------------|-------|------------------------------------------------|--------|--------|----------------------------------------------|--------|--------|------------------------------------------------|--------|--------|
| | | 75 DRY BULB 62.5 WET BULB (50% RELATIVE) | | | 75 DRY BULB 64 WET BULB (56% RELATIVE) | | | 75 DRY BULB 65.3 WET BULB (60% RELATIVE) | | |
| | | AIR ENTERING EVAPORATOR – CFM | | | | | | | | |
| | | 6,000 | 8,000 | 10,000 | 6,000 | 8,000 | 10,000 | 6,000 | 8,000 | 10,000 |
| | | 80 | TC | 91.50 | 100.80 | 109.50 | 95.80 | 105.70 | 112.40 | 102.30 |
| SHC | 12.30 | | 31.20 | 44.50 | 0.90 | 15.10 | 25.70 | -6.50 | 3.60 | 13.90 |
| kW | 14.82 | | 15.01 | 15.24 | 15.35 | 15.45 | 15.52 | 15.56 | 15.65 | 15.73 |
| 75 | TC | 94.00 | 103.40 | 112.00 | 98.70 | 108.10 | 115.10 | 104.70 | 113.10 | 121.10 |
| | SHC | 13.60 | 32.40 | 45.70 | 2.00 | 16.00 | 26.60 | -5.60 | 4.70 | 15.10 |
| | kW | 14.90 | 15.07 | 15.33 | 15.43 | 15.56 | 15.64 | 15.69 | 15.77 | 15.85 |
| 70 | TC | 96.50 | 106.00 | 114.30 | 100.90 | 110.60 | 117.20 | 107.20 | 115.80 | 123.50 |
| | SHC | 14.50 | 33.20 | 45.70 | 3.30 | 17.30 | 28.00 | -4.00 | 5.90 | 16.20 |
| | kW | 14.97 | 15.17 | 15.41 | 15.50 | 15.66 | 15.75 | 15.80 | 15.87 | 15.94 |
| 60 | TC | 101.80 | 111.30 | 119.30 | 106.20 | 115.60 | 122.20 | 112.60 | 119.40 | 128.00 |
| | SHC | 16.70 | 35.50 | 48.60 | 5.60 | 19.40 | 30.30 | -1.80 | 8.20 | 18.50 |
| | kW | 15.14 | 15.32 | 15.58 | 15.66 | 15.88 | 15.97 | 16.05 | 16.10 | 16.19 |
| 50 | TC | 107.20 | 116.40 | 124.30 | 111.50 | 120.70 | 127.30 | 117.70 | 125.20 | 132.90 |
| | SHC | 18.60 | 37.60 | 50.70 | 8.00 | 22.00 | 32.70 | 0.50 | 10.50 | 21.00 |
| | kW | 15.27 | 15.46 | 15.76 | 15.81 | 16.10 | 16.23 | 16.27 | 16.34 | 16.41 |
| 40 | TC | 112.20 | 121.80 | 129.20 | 116.60 | 125.70 | 132.00 | 123.20 | 130.00 | 138.00 |
| | SHC | 21.80 | 39.50 | 52.90 | 10.20 | 24.40 | 35.20 | 2.90 | 13.00 | 23.40 |
| | kW | 15.42 | 15.63 | 15.93 | 15.96 | 16.32 | 16.44 | 16.52 | 16.57 | 16.65 |

LEGEND

Edb — Entering Dry-Bulb
Ewb — Entering Wet-Bulb
kW — Compressor Motor Power Input
ldb — Leaving Dry-Bulb
lwb — Leaving Wet-Bulb
SHC — Sensible Heat Capacity (1000 Btuh) Gross
TC — Total Capacity (1000 Btuh) Gross

NOTES:

1. Direct interpolation is permissible. Do not extrapolate.
2. The following formulas may be used:

$$t_{ldb} = t_{edb} - \frac{\text{sensible capacity (Btuh)}}{1.10 \times \text{cfm}}$$

t_{lwb} = Wet-bulb temperature corresponding to enthalpy of air leaving evaporator coil (h_{lwb})

$$h_{lwb} = h_{ewb} - \frac{\text{total capacity (Btuh)}}{4.5 \times \text{cfm}}$$

Where: h_{ewb} = Enthalpy of air entering evaporator coil

COOLING CAPACITY - 25 TONS

| 50TC-*28 | | | | AMBIENT TEMPERATURE (°F) | | | | | | | | | | | | |
|------------|------------|----------|-------|--------------------------|-------|-------|----------|-------|-------|----------|-------|-------|----------|-------|-------|-------|
| | | | | 85 | | | 95 | | | 105 | | | 115 | | | |
| | | | | EAT (db) | | | EAT (db) | | | EAT (db) | | | EAT (db) | | | |
| | | | | 75 | 80 | 85 | 75 | 80 | 85 | 75 | 80 | 85 | 75 | 80 | 85 | |
| 7,500 cfm | EAT (wb) | 58 | TC | 257.3 | 266.5 | 279.6 | 247.5 | 255.4 | 269.0 | 231.5 | 243.3 | 257.2 | 214.3 | 229.2 | 243.7 | |
| | | | SHC | 247.5 | 266.5 | 279.6 | 231.1 | 255.4 | 269.0 | 223.5 | 243.3 | 257.2 | 213.2 | 229.2 | 243.7 | |
| | | 62 | TC | 281.4 | 280.5 | 280.6 | 267.5 | 267.0 | 269.3 | 251.3 | 251.0 | 257.6 | 232.7 | 232.5 | 244.1 | |
| | | | SHC | 208.2 | 244.0 | 278.0 | 202.3 | 238.4 | 269.3 | 195.8 | 231.5 | 257.6 | 188.1 | 223.4 | 244.1 | |
| | | 67 | TC | 307.4 | 306.4 | 305.7 | 293.0 | 292.2 | 291.4 | 276.9 | 276.2 | 275.4 | 259.7 | 259.2 | 258.8 | |
| | | | SHC | 168.7 | 205.7 | 242.3 | 163.2 | 200.3 | 236.9 | 157.1 | 194.4 | 230.7 | 150.6 | 188.4 | 224.8 | |
| | 72 | TC | 333.9 | 333.2 | 332.5 | 320.1 | 319.3 | 318.6 | 304.5 | 303.7 | 302.7 | 287.2 | 285.3 | 284.5 | | |
| | | SHC | 128.1 | 165.4 | 202.3 | 123.1 | 160.6 | 197.8 | 117.6 | 155.1 | 192.5 | 111.5 | 149.0 | 186.6 | | |
| | 76 | TC | — | 356.0 | 355.2 | — | 342.0 | 341.2 | — | 326.0 | 325.2 | — | 308.0 | 307.4 | | |
| | | SHC | — | 132.7 | 169.9 | — | 128.1 | 165.6 | — | 123.0 | 160.7 | — | 117.3 | 154.5 | | |
| | 8,750 cfm | EAT (wb) | 58 | TC | 269.8 | 280.2 | 294.4 | 255.3 | 268.9 | 283.2 | 241.1 | 256.1 | 270.7 | 225.5 | 241.3 | 257.3 |
| | | | | SHC | 257.9 | 280.2 | 294.4 | 250.4 | 268.9 | 283.2 | 241.1 | 256.1 | 270.7 | 225.5 | 241.3 | 257.3 |
| 62 | | | TC | 289.9 | 289.3 | 294.6 | 275.3 | 274.9 | 283.6 | 258.7 | 258.2 | 271.0 | 238.8 | 241.6 | 257.6 | |
| | | | SHC | 224.2 | 265.0 | 294.6 | 218.6 | 258.6 | 283.6 | 212.0 | 251.7 | 271.0 | 203.9 | 241.6 | 257.6 | |
| 67 | | | TC | 316.2 | 315.7 | 314.5 | 301.7 | 300.8 | 299.8 | 285.1 | 284.2 | 283.4 | 266.7 | 266.0 | 265.2 | |
| | | | SHC | 179.0 | 221.6 | 263.1 | 173.5 | 216.4 | 257.9 | 167.5 | 210.5 | 251.9 | 161.0 | 204.5 | 245.1 | |
| 72 | | TC | 343.7 | 342.7 | 341.6 | 315.3 | 327.9 | 327.0 | 313.1 | 311.4 | 310.4 | 294.3 | 293.2 | 292.2 | | |
| | | SHC | 132.4 | 175.4 | 217.7 | 127.6 | 170.7 | 213.3 | 122.0 | 165.3 | 208.3 | 115.6 | 159.2 | 202.5 | | |
| 76 | | TC | — | 366.0 | 364.9 | — | 351.2 | 350.1 | — | 334.2 | 333.2 | — | 315.4 | 314.3 | | |
| | | SHC | — | 138.0 | 180.7 | — | 133.4 | 176.5 | — | 128.2 | 171.6 | — | 122.5 | 166.1 | | |
| 10,000 cfm | | EAT (wb) | 58 | TC | 277.1 | 291.8 | 306.8 | 264.9 | 280.2 | 295.3 | 251.2 | 267.0 | 282.3 | 235.1 | 252.2 | 268.1 |
| | | | | SHC | 275.3 | 291.8 | 306.8 | 264.9 | 280.2 | 295.3 | 251.2 | 267.0 | 282.3 | 235.1 | 252.2 | 268.1 |
| | 62 | | TC | 296.8 | 296.0 | 307.2 | 281.8 | 281.8 | 295.6 | 264.7 | 267.1 | 282.6 | 244.9 | 252.4 | 268.4 | |
| | | | SHC | 239.8 | 283.9 | 307.2 | 234.0 | 276.8 | 295.6 | 227.5 | 267.1 | 282.6 | 219.4 | 252.4 | 268.4 | |
| | 67 | | TC | 323.5 | 322.6 | 321.4 | 308.5 | 307.4 | 306.5 | 291.3 | 290.2 | 289.3 | 272.5 | 271.5 | 270.8 | |
| | | | SHC | 188.8 | 236.9 | 282.9 | 183.5 | 231.9 | 277.4 | 177.5 | 226.1 | 271.2 | 171.2 | 219.7 | 264.3 | |
| | 72 | TC | 351.8 | 350.5 | 349.2 | 336.6 | 335.4 | 334.1 | 319.7 | 318.3 | 317.1 | 300.2 | 298.9 | 297.8 | | |
| | | SHC | 136.6 | 185.1 | 232.8 | 131.6 | 180.4 | 228.6 | 126.0 | 175.1 | 223.7 | 119.7 | 169.1 | 217.9 | | |
| | 76 | TC | — | 374.2 | 372.8 | — | 358.6 | 357.3 | — | 340.9 | 339.7 | — | 321.3 | 320.1 | | |
| | | SHC | — | 143.1 | 191.2 | — | 138.5 | 187.1 | — | 133.3 | 182.3 | — | 127.6 | 176.8 | | |
| | 11,250 cfm | EAT (wb) | 58 | TC | 285.8 | 301.5 | 317.0 | 273.8 | 289.0 | 305.1 | 259.8 | 276.1 | 291.7 | 244.0 | 260.9 | 277.4 |
| | | | | SHC | 285.8 | 301.5 | 317.0 | 273.8 | 289.0 | 305.1 | 259.8 | 276.1 | 291.7 | 244.0 | 260.9 | 277.4 |
| 62 | | | TC | 302.2 | 302.3 | 317.4 | 286.3 | 289.5 | 305.4 | 269.6 | 276.4 | 208.4 | 249.3 | 261.1 | 277.6 | |
| | | | SHC | 254.3 | 300.2 | 317.4 | 245.8 | 289.5 | 305.4 | 242.1 | 276.4 | 208.4 | 201.5 | 261.1 | 277.6 | |
| 67 | | | TC | 328.7 | 327.7 | 326.7 | 313.5 | 312.2 | 311.1 | 296.0 | 294.8 | 294.3 | 277.5 | 275.7 | 277.9 | |
| | | | SHC | 197.9 | 251.1 | 301.0 | 192.8 | 246.4 | 295.4 | 187.0 | 240.4 | 288.0 | 160.9 | 234.6 | 277.9 | |
| 72 | | TC | 357.4 | 355.9 | 354.4 | 341.8 | 340.3 | 339.0 | 324.4 | 322.8 | 321.6 | 304.8 | 303.2 | 302.0 | | |
| | | SHC | 140.2 | 193.9 | 246.7 | 135.2 | 189.4 | 242.8 | 129.7 | 184.3 | 238.2 | 123.5 | 178.4 | 198.1 | | |
| 76 | | TC | — | 379.7 | 378.2 | — | 363.9 | 362.3 | — | 345.7 | 344.2 | — | 327.5 | 324.0 | | |
| | | SHC | — | 147.6 | 200.8 | — | 143.1 | 196.9 | — | 138.0 | 192.3 | — | 132.9 | 187.1 | | |
| 12,500 cfm | | EAT (wb) | 58 | TC | 293.7 | 309.8 | 325.6 | 280.3 | 297.3 | 313.5 | 267.0 | 283.5 | 299.8 | 250.8 | 268.3 | 284.8 |
| | | | | SHC | 293.7 | 309.8 | 325.6 | 280.3 | 297.3 | 313.5 | 267.0 | 283.5 | 299.8 | 250.8 | 268.3 | 284.8 |
| | 62 | | TC | 310.5 | 310.2 | 326.1 | 290.7 | 297.6 | 313.9 | 273.7 | 283.7 | 300.1 | 253.1 | 268.5 | 285.0 | |
| | | | SHC | 264.9 | 310.1 | 326.1 | 262.1 | 297.6 | 313.9 | 255.7 | 283.7 | 300.1 | 246.9 | 268.5 | 285.0 | |
| | 67 | | TC | 333.1 | 331.7 | 330.9 | 317.5 | 316.2 | 315.9 | 299.8 | 298.7 | 300.3 | 280.7 | 279.6 | 285.5 | |
| | | | SHC | 206.6 | 264.7 | 317.6 | 201.9 | 260.2 | 311.0 | 196.2 | 254.9 | 300.3 | 190.0 | 248.1 | 285.5 | |
| | 72 | TC | 362.1 | 360.3 | 358.7 | 346.0 | 344.3 | 343.0 | 328.2 | 326.6 | 325.1 | 308.4 | 306.6 | 305.3 | | |
| | | SHC | 143.6 | 202.4 | 260.2 | 138.7 | 198.1 | 256.5 | 133.2 | 193.2 | 252.1 | 127.1 | 187.5 | 246.5 | | |
| | 76 | TC | — | 384.3 | 382.5 | — | 368.1 | 366.3 | — | 349.5 | 347.8 | — | 331.0 | 328.7 | | |
| | | SHC | — | 151.9 | 210.1 | — | 147.5 | 206.4 | — | 142.5 | 201.9 | — | 137.4 | 195.2 | | |

LEGEND

- Do not operate
- Cfm — Cubic feet per minute (supply air)
- EAT (db) — Entering Air Temperature (dry bulb)
- EAT (wb) — Entering Air Temperature (wet bulb)
- SHC — Sensible Heat Capacity (1000 Btuh) Gross
- TC — Total Capacity (1000 Btuh) Gross

COOLING CAPACITIES, SUBCOOLING MODE (25 TONS)

| TEMP (°F) AIR ENT CONDENSER (Edb) | | AIR ENTERING EVAPORATOR - CFM | | | | | | | | |
|--------------------------------------------|-----|------------------------------------|-------|-------|--------|-------|-------|--------|-------|-------|
| | | 7,500 | | | 10,000 | | | 12,500 | | |
| | | AIR ENTERING EVAPORATOR – Ewb (°F) | | | | | | | | |
| | | 72 | 67 | 62 | 72 | 67 | 62 | 72 | 67 | 62 |
| 75 | TC | 335.3 | 305.5 | 275.8 | 368.3 | 334.4 | 300.5 | 398.1 | 360.5 | 322.9 |
| | SHC | 149.6 | 181.7 | 213.7 | 172.8 | 205.5 | 238.2 | 191.7 | 224.9 | 258.2 |
| | kW | 19.50 | 18.70 | 17.70 | 19.50 | 18.70 | 17.70 | 19.70 | 18.80 | 17.90 |
| 85 | TC | 316.3 | 287.0 | 257.7 | 341.5 | 308.4 | 275.3 | 364.3 | 327.8 | 291.2 |
| | SHC | 120.8 | 160.5 | 200.2 | 144.6 | 185.2 | 225.8 | 164.0 | 205.4 | 246.7 |
| | kW | 21.90 | 21.30 | 20.10 | 22.30 | 21.30 | 20.30 | 22.50 | 21.70 | 20.60 |
| 95 | TC | 297.3 | 268.5 | 239.6 | 314.7 | 282.4 | 250.1 | 330.5 | 295.0 | 259.5 |
| | SHC | 92.1 | 139.4 | 186.7 | 116.4 | 164.9 | 213.5 | 136.3 | 185.8 | 235.3 |
| | kW | 24.30 | 23.50 | 22.50 | 24.40 | 23.50 | 22.60 | 24.40 | 23.60 | 22.50 |
| 105 | TC | 278.2 | 249.9 | 221.6 | 287.9 | 256.4 | 224.9 | 296.7 | 262.3 | 227.8 |
| | SHC | 63.3 | 118.2 | 173.2 | 88.3 | 144.7 | 201.1 | 108.7 | 166.3 | 223.9 |
| | kW | 26.70 | 26.00 | 25.00 | 27.30 | 26.00 | 25.00 | 27.30 | 26.10 | 25.10 |
| 115 | TC | 259.2 | 231.4 | 203.5 | 261.1 | 230.4 | 199.7 | 262.9 | 229.5 | 196.1 |
| | SHC | 34.5 | 97.1 | 159.7 | 60.1 | 124.4 | 188.7 | 81.0 | 146.7 | 191.2 |
| | kW | 28.70 | 28.00 | 27.10 | 29.30 | 28.10 | 26.90 | 29.10 | 27.90 | 27.20 |

COOLING CAPACITIES, HOT GAS REHEAT MODE (25 TONS)

| TEMP (°F) AIR ENT CONDENSER (Edb) | | AIR ENTERING EVAPORATOR - Ewb (°F) | | | | | | | | |
|--------------------------------------------|-------|------------------------------------------------|--------|--------|----------------------------------------------|--------|--------|------------------------------------------------|--------|--------|
| | | 75 DRY BULB 62.5 WET BULB (50% RELATIVE) | | | 75 DRY BULB 64 WET BULB (56% RELATIVE) | | | 75 DRY BULB 65.3 WET BULB (60% RELATIVE) | | |
| | | Air Entering Evaporator – CFM | | | | | | | | |
| | | 7,500 | 10,000 | 12,500 | 7,500 | 10,000 | 12,500 | 7,500 | 10,000 | 12,500 |
| | | 80 | TC | 132.40 | 136.80 | 148.40 | 138.20 | 142.40 | 154.60 | 144.30 |
| SHC | 37.80 | | 61.50 | 85.50 | 21.80 | 44.40 | 52.40 | 16.10 | 32.10 | 48.90 |
| kW | 17.90 | | 18.15 | 18.21 | 18.05 | 18.33 | 18.43 | 18.26 | 18.55 | 18.62 |
| 75 | TC | 138.00 | 142.20 | 154.10 | 143.50 | 148.00 | 160.30 | 148.90 | 151.00 | 167.10 |
| | SHC | 44.20 | 68.00 | 91.80 | 28.10 | 51.50 | 58.80 | 22.70 | 38.20 | 56.00 |
| | kW | 17.77 | 18.00 | 18.07 | 17.92 | 18.19 | 18.29 | 18.14 | 18.40 | 18.48 |
| 70 | TC | 143.80 | 148.10 | 160.00 | 149.30 | 154.00 | 165.90 | 155.50 | 157.60 | 173.80 |
| | SHC | 50.50 | 73.80 | 98.10 | 34.20 | 56.50 | 65.30 | 28.30 | 44.00 | 62.30 |
| | kW | 17.63 | 17.86 | 17.93 | 17.78 | 18.04 | 18.14 | 18.03 | 18.26 | 18.34 |
| 60 | TC | 154.80 | 159.50 | 171.10 | 160.20 | 165.20 | 177.20 | 166.70 | 168.80 | 185.10 |
| | SHC | 63.10 | 84.50 | 110.10 | 46.50 | 69.50 | 75.70 | 41.40 | 56.50 | 74.30 |
| | kW | 17.35 | 17.58 | 17.65 | 17.50 | 17.76 | 17.85 | 17.70 | 17.97 | 18.04 |
| 50 | TC | 166.30 | 170.50 | 181.20 | 171.30 | 176.40 | 188.40 | 178.00 | 180.00 | 196.40 |
| | SHC | 75.80 | 96.50 | 122.20 | 58.30 | 79.80 | 87.80 | 53.70 | 69.10 | 85.90 |
| | kW | 17.06 | 17.30 | 17.37 | 17.22 | 17.46 | 17.56 | 17.42 | 17.69 | 17.76 |
| 40 | TC | 177.50 | 181.70 | 192.30 | 182.40 | 187.60 | 199.70 | 189.30 | 191.20 | 207.70 |
| | SHC | 85.70 | 109.80 | 134.30 | 71.50 | 92.30 | 100.50 | 66.10 | 79.50 | 97.90 |
| | kW | 16.76 | 17.01 | 17.09 | 16.93 | 17.18 | 17.28 | 17.14 | 17.41 | 17.47 |

LEGEND

Edb — Entering Dry-Bulb
Ewb — Entering Wet-Bulb
kW — Compressor Motor Power Input
ldb — Leaving Dry-Bulb
lwb — Leaving Wet-Bulb
SHC — Sensible Heat Capacity (1000 Btu/h) Gross
TC — Total Capacity (1000 Btu/h) Gross

NOTES:

- Direct interpolation is permissible. Do not extrapolate.
- The following formulas may be used:

$$t_{ldb} = t_{edb} - \frac{\text{sensible capacity (Btu/h)}}{1.10 \times \text{cfm}}$$

$$t_{lwb} = \text{Wet-bulb temperature corresponding to enthalpy of air leaving evaporator coil } (h_{lwb})$$

$$h_{lwb} = h_{ewb} - \frac{\text{total capacity (Btu/h)}}{4.5 \times \text{cfm}}$$

Where: h_{ewb} = Enthalpy of air entering evaporator coil

COOLING CAPACITY - 27.5 TONS

| 50TC-*30 | | | AMBIENT TEMPERATURE (°F) | | | | | | | | | | | | |
|------------|----------|-----|--------------------------|-------|-------|----------|-------|-------|----------|-------|-------|----------|-------|-------|-------|
| | | | 85 | | | 95 | | | 105 | | | 115 | | | |
| | | | EAT (db) | | | EAT (db) | | | EAT (db) | | | EAT (db) | | | |
| | | | 75 | 80 | 85 | 75 | 80 | 85 | 75 | 80 | 85 | 75 | 80 | 85 | |
| 8,250 cfm | EAT (wb) | 58 | TC | 298.0 | 298.0 | 336.8 | 285.3 | 285.3 | 322.4 | 270.1 | 270.1 | 305.3 | 253.5 | 253.5 | 286.5 |
| | | | SHC | 259.2 | 298.0 | 336.8 | 248.2 | 285.3 | 322.4 | 235.0 | 270.1 | 305.3 | 220.5 | 253.5 | 286.5 |
| | | 62 | TC | 318.3 | 318.3 | 318.3 | 301.9 | 301.9 | 309.0 | 282.4 | 282.4 | 299.5 | 260.5 | 260.5 | 288.5 |
| | | | SHC | 233.5 | 275.2 | 316.9 | 225.8 | 267.4 | 309.0 | 216.6 | 258.1 | 299.5 | 206.1 | 247.3 | 288.5 |
| | 67 | TC | 352.3 | 352.3 | 352.3 | 335.9 | 335.9 | 335.9 | 317.1 | 317.1 | 317.1 | 294.0 | 294.0 | 294.0 | |
| | | SHC | 193.3 | 235.0 | 276.8 | 186.4 | 228.3 | 270.1 | 178.7 | 220.5 | 262.4 | 169.3 | 211.1 | 252.9 | |
| | 72 | TC | 383.6 | 383.6 | 383.6 | 368.5 | 368.5 | 368.5 | 350.7 | 350.7 | 350.7 | 329.6 | 329.6 | 329.6 | |
| | | SHC | 149.7 | 191.9 | 234.2 | 144.0 | 186.2 | 228.4 | 137.3 | 179.5 | 221.7 | 129.6 | 171.7 | 213.8 | |
| 76 | TC | — | 404.0 | 404.0 | — | 390.3 | 390.3 | — | 373.1 | 373.1 | — | 353.4 | 353.4 | | |
| | SHC | — | 154.8 | 200.2 | — | 150.2 | 195.6 | — | 144.5 | 189.9 | — | 138.0 | 183.2 | | |
| 9,625 cfm | EAT (wb) | 58 | TC | 315.7 | 315.7 | 356.8 | 302.4 | 302.4 | 341.8 | 286.8 | 286.8 | 324.1 | 269.2 | 269.2 | 304.3 |
| | | | SHC | 274.6 | 315.7 | 356.8 | 263.0 | 302.4 | 341.8 | 249.4 | 286.8 | 324.1 | 234.2 | 269.2 | 304.3 |
| | | 62 | TC | 329.7 | 329.7 | 346.7 | 312.7 | 312.7 | 338.3 | 293.0 | 293.0 | 328.0 | 271.1 | 271.1 | 314.6 |
| | | | SHC | 251.3 | 299.0 | 346.7 | 243.3 | 290.8 | 338.3 | 233.7 | 280.9 | 328.0 | 222.0 | 268.3 | 314.6 |
| | 67 | TC | 363.1 | 363.1 | 363.1 | 346.4 | 346.4 | 346.4 | 327.1 | 327.1 | 327.1 | 303.7 | 303.7 | 303.7 | |
| | | SHC | 204.4 | 252.2 | 299.9 | 197.8 | 245.7 | 293.6 | 190.2 | 238.3 | 286.3 | 181.0 | 229.1 | 277.2 | |
| | 72 | TC | 392.4 | 392.4 | 392.4 | 377.4 | 377.4 | 377.4 | 359.5 | 359.5 | 359.5 | 338.6 | 338.6 | 338.6 | |
| | | SHC | 153.8 | 201.6 | 249.3 | 148.4 | 196.3 | 244.3 | 141.9 | 190.0 | 238.0 | 134.5 | 182.7 | 230.8 | |
| 76 | TC | — | 410.9 | 410.9 | — | 397.4 | 397.4 | — | 380.0 | 380.0 | — | 359.9 | 359.9 | | |
| | SHC | — | 160.7 | 213.6 | — | 156.2 | 208.9 | — | 150.1 | 201.8 | — | 143.2 | 194.1 | | |
| 11,000 cfm | EAT (wb) | 58 | TC | 330.4 | 330.4 | 373.4 | 316.6 | 316.6 | 357.8 | 300.7 | 300.7 | 339.9 | 282.3 | 282.3 | 319.0 |
| | | | SHC | 287.4 | 330.4 | 373.4 | 275.4 | 316.6 | 357.8 | 261.6 | 300.7 | 339.9 | 245.6 | 282.3 | 319.0 |
| | | 62 | TC | 338.9 | 338.9 | 373.5 | 321.8 | 321.8 | 364.5 | 301.9 | 301.9 | 354.3 | 282.6 | 282.6 | 331.6 |
| | | | SHC | 267.2 | 320.3 | 373.5 | 258.9 | 311.7 | 364.5 | 249.5 | 301.9 | 354.3 | 233.5 | 282.6 | 331.6 |
| | 67 | TC | 371.1 | 371.1 | 371.1 | 354.3 | 354.3 | 354.3 | 334.7 | 334.7 | 334.7 | 310.9 | 310.9 | 310.9 | |
| | | SHC | 214.5 | 267.9 | 321.3 | 208.2 | 262.0 | 315.7 | 200.9 | 254.9 | 308.9 | 191.9 | 246.0 | 300.1 | |
| | 72 | TC | 398.6 | 398.6 | 398.6 | 383.8 | 383.8 | 383.8 | 365.7 | 365.7 | 365.7 | 344.9 | 344.9 | 344.9 | |
| | | SHC | 157.3 | 210.1 | 262.8 | 152.2 | 205.4 | 258.7 | 145.8 | 199.4 | 252.9 | 138.7 | 192.5 | 246.3 | |
| 76 | TC | — | 415.7 | 415.7 | — | 402.3 | 402.3 | — | 384.9 | 384.9 | — | 364.5 | 364.5 | | |
| | SHC | — | 165.2 | 223.6 | — | 160.5 | 218.0 | — | 154.6 | 211.3 | — | 147.8 | 203.9 | | |
| 13,062 cfm | EAT (wb) | 58 | TC | 342.7 | 342.7 | 387.3 | 328.7 | 328.7 | 371.4 | 312.7 | 312.7 | 353.3 | 293.5 | 293.5 | 331.7 |
| | | | SHC | 298.1 | 342.7 | 387.3 | 285.9 | 328.7 | 371.4 | 272.0 | 312.7 | 353.3 | 255.3 | 293.5 | 331.7 |
| | | 62 | TC | 346.8 | 346.8 | 396.7 | 329.7 | 329.7 | 387.0 | 313.0 | 313.0 | 367.3 | 293.8 | 293.8 | 344.8 |
| | | | SHC | 281.1 | 338.9 | 396.7 | 272.5 | 329.7 | 387.0 | 258.6 | 313.0 | 367.3 | 242.8 | 293.8 | 344.8 |
| | 67 | TC | 377.2 | 377.2 | 377.2 | 360.4 | 360.4 | 360.4 | 340.7 | 340.7 | 340.7 | 316.6 | 316.6 | 321.8 | |
| | | SHC | 223.7 | 282.5 | 341.2 | 217.9 | 277.2 | 336.5 | 210.8 | 270.5 | 330.2 | 202.1 | 261.9 | 321.8 | |
| | 72 | TC | 403.1 | 403.1 | 403.1 | 388.6 | 388.6 | 388.6 | 370.3 | 370.3 | 370.3 | 349.5 | 349.5 | 349.5 | |
| | | SHC | 160.3 | 217.7 | 275.1 | 155.5 | 213.7 | 271.9 | 149.3 | 208.0 | 266.7 | 142.4 | 201.4 | 260.5 | |
| 76 | TC | — | 419.3 | 419.3 | — | 406.0 | 406.0 | — | 388.5 | 388.5 | — | 367.8 | 367.8 | | |
| | SHC | — | 168.8 | 231.3 | — | 164.4 | 226.3 | — | 158.6 | 220.0 | — | 151.9 | 212.8 | | |
| 13,750 cfm | EAT (wb) | 58 | TC | 353.0 | 353.0 | 398.9 | 338.8 | 338.8 | 382.9 | 322.5 | 322.5 | 364.5 | 303.1 | 303.1 | 342.5 |
| | | | SHC | 307.1 | 353.0 | 398.9 | 294.7 | 338.8 | 382.9 | 280.6 | 322.5 | 364.5 | 263.7 | 303.1 | 342.5 |
| | | 62 | TC | 353.9 | 353.9 | 415.3 | 339.1 | 339.1 | 397.9 | 322.8 | 322.8 | 378.9 | 303.4 | 303.4 | 356.0 |
| | | | SHC | 292.4 | 353.9 | 415.3 | 280.2 | 339.1 | 397.9 | 266.8 | 322.8 | 378.9 | 250.7 | 303.4 | 356.0 |
| | 67 | TC | 381.9 | 381.9 | 381.9 | 365.2 | 365.2 | 365.2 | 345.3 | 345.3 | 350.4 | 321.3 | 321.3 | 342.2 | |
| | | SHC | 232.3 | 296.1 | 360.0 | 227.0 | 291.6 | 356.3 | 220.1 | 285.2 | 350.4 | 211.5 | 276.8 | 342.2 | |
| | 72 | TC | 406.6 | 406.6 | 406.6 | 392.2 | 392.2 | 392.2 | 373.9 | 373.9 | 373.9 | 352.9 | 352.9 | 352.9 | |
| | | SHC | 163.1 | 224.8 | 286.6 | 158.5 | 221.4 | 284.3 | 152.5 | 216.1 | 279.6 | 145.7 | 209.8 | 273.9 | |
| 76 | TC | — | 422.1 | 422.1 | — | 408.9 | 408.9 | — | 391.2 | 391.2 | — | 370.3 | 370.3 | | |
| | SHC | — | 172.2 | 238.5 | — | 167.9 | 234.0 | — | 162.3 | 228.1 | — | 155.7 | 221.2 | | |

LEGEND

- Do not operate
- Cfm — Cubic feet per minute (supply air)
- EAT (db) — Entering Air Temperature (dry bulb)
- EAT (wb) — Entering Air Temperature (wet bulb)
- SHC — Sensible Heat Capacity (1000 Btuh) Gross
- TC — Total Capacity (1000 Btuh) Gross

Performance data (cont)



STATIC PRESSURE ADDERS (in. wg)

Humidi-MiZer® System

MODEL SIZES 50TC 17-20

| CFM | 3750 | 4750 | 5750 | 6750 | 7750 | 8750 | 9750 | 10750 | 11750 | 12750 | 13750 |
|--------------------------------|------|------|------|------|------|------|------|-------|-------|-------|-------|
| STATIC PRESSURE ADDER (in. wg) | 0.03 | 0.04 | 0.06 | 0.07 | 0.09 | 0.10 | 0.12 | 0.14 | 0.16 | 0.19 | 0.21 |

MODEL SIZES 50TC 24-28

| CFM | 3750 | 4750 | 5750 | 6750 | 7750 | 8750 | 9750 | 10750 | 11750 | 12750 | 13750 |
|--------------------------------|------|------|------|------|------|------|------|-------|-------|-------|-------|
| STATIC PRESSURE ADDER (in. wg) | 0.02 | 0.03 | 0.04 | 0.05 | 0.07 | 0.08 | 0.09 | 0.11 | 0.13 | 0.14 | 0.16 |

Economizer - Vertical Duct Configuration

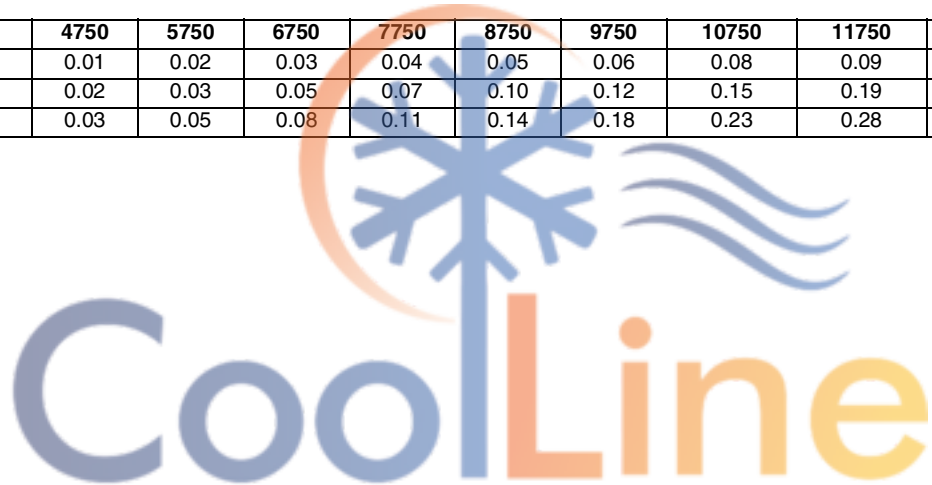
MODEL SIZES 50TC 17-30

| CFM | 4750 | 5750 | 6750 | 7750 | 8750 | 9750 | 10750 | 11750 | 12750 | 13750 |
|--------------------------------|------|------|------|------|------|------|-------|-------|-------|-------|
| STATIC PRESSURE ADDER (in. wg) | 0.00 | 0.01 | 0.01 | 0.02 | 0.03 | 0.05 | 0.06 | 0.07 | 0.09 | 0.11 |

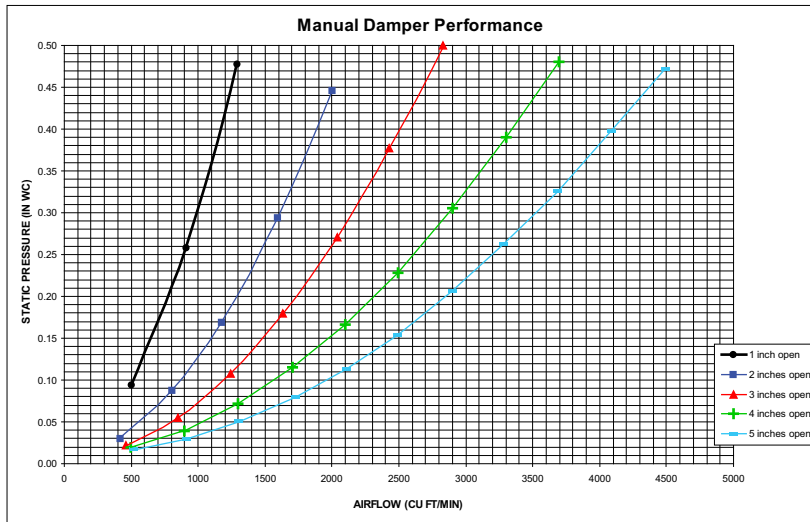
Electric Heaters - Vertical Duct Configuration

MODEL SIZES 50TC 17-30

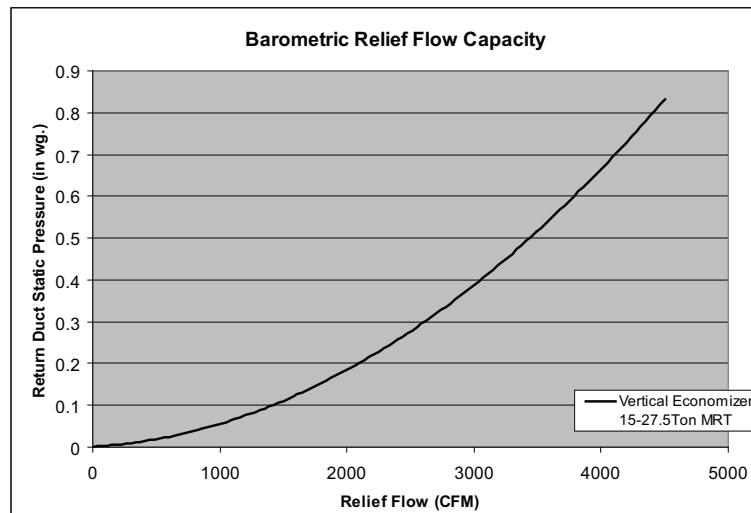
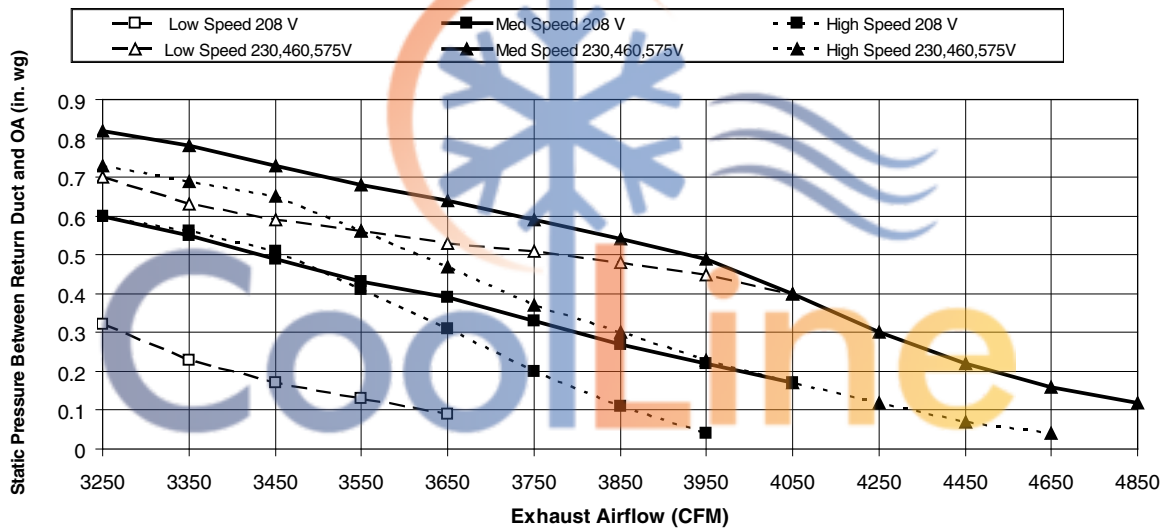
| CFM | 4750 | 5750 | 6750 | 7750 | 8750 | 9750 | 10750 | 11750 | 12750 | 13750 |
|-------------|------|------|------|------|------|------|-------|-------|-------|-------|
| 25kW HEATER | 0.01 | 0.02 | 0.03 | 0.04 | 0.05 | 0.06 | 0.08 | 0.09 | 0.11 | 0.13 |
| 50kW HEATER | 0.02 | 0.03 | 0.05 | 0.07 | 0.10 | 0.12 | 0.15 | 0.19 | 0.22 | 0.26 |
| 75kW HEATER | 0.03 | 0.05 | 0.08 | 0.11 | 0.14 | 0.18 | 0.23 | 0.28 | 0.34 | 0.40 |



DAMPER/ FAN PERFORMANCE AND BAROMETRIC RELIEF



Power Exhaust Fan Performance



GENERAL FAN PERFORMANCE NOTES:

1. Interpolation is permissible. Do not extrapolate.
2. External static pressure is the static pressure difference between the return duct and the supply duct plus the static pressure caused by any FIOPs or accessories.
3. Tabular data accounts for pressure loss due to clean filters, unit casing, and wet coils. Factory options and accessories may add static pressure losses. Selection software is available, through your salesperson, to help you select the best motor/drive combination for your application.
4. The fan performance tables offer motor/drive recommendations. In cases when two motor/drive combinations would work, Carrier recommends the lower horsepower option.
5. For information on the electrical properties of Carrier motors, please see the Electrical information section of this book.
6. For more information on the performance limits of Carrier motors, see the application data section of this book.

50TC-*17 VERTICAL SUPPLY

| CFM | AVAILABLE EXTERNAL STATIC PRESSURE (in. wg) | | | | | | | | | |
|------|---------------------------------------------|-------------|-----|-------------|------------|------|-----|------|-----|------|
| | 0.2 | | 0.4 | | 0.6 | | 0.8 | | 1.0 | |
| | RPM | BHP | RPM | BHP | RPM | BHP | RPM | BHP | RPM | BHP |
| 4500 | 436 | 0.60 | 529 | 0.89 | 611 | 1.20 | 684 | 1.54 | 749 | 1.90 |
| 4900 | 458 | 0.72 | 546 | 1.02 | 625 | 1.36 | 696 | 1.72 | 760 | 2.09 |
| 5250 | 479 | 0.85 | 561 | 1.16 | <i>638</i> | 1.51 | 708 | 1.88 | 771 | 2.27 |
| 5650 | 503 | 1.01 | 580 | 1.33 | 654 | 1.70 | 721 | 2.09 | 784 | 2.50 |
| 6000 | 525 | 1.17 | 598 | <i>1.50</i> | 668 | 1.88 | 734 | 2.28 | 795 | 2.71 |
| 6400 | 551 | 1.38 | 619 | 1.72 | 686 | 2.11 | 750 | 2.53 | 810 | 2.97 |
| 6750 | 574 | 1.58 | 638 | 1.93 | 702 | 2.33 | 764 | 2.76 | 822 | 3.22 |
| 7150 | 601 | 1.84 | 661 | 2.20 | 722 | 2.61 | 781 | 3.06 | 838 | 3.53 |
| 7500 | 625 | 2.09 | 682 | 2.46 | 740 | 2.88 | 797 | 3.34 | 852 | 3.82 |

| CFM | AVAILABLE EXTERNAL STATIC PRESSURE (in. wg) | | | | | | | | | |
|------|---------------------------------------------|------|-----|------|-----|-------------|-------------|-------------|-------------|-------------|
| | 1.2 | | 1.4 | | 1.6 | | 1.8 | | 2.0 | |
| | RPM | BHP | RPM | BHP | RPM | BHP | RPM | BHP | RPM | BHP |
| 4500 | 808 | 2.27 | 864 | 2.66 | 916 | 3.06 | 965 | 3.48 | <i>1012</i> | <i>3.92</i> |
| 4900 | 819 | 2.48 | 874 | 2.89 | 926 | 3.31 | <i>975</i> | <i>3.74</i> | <i>1021</i> | <i>4.19</i> |
| 5250 | 829 | 2.68 | 884 | 3.10 | 935 | 3.53 | 983 | 3.98 | <i>1029</i> | <i>4.44</i> |
| 5650 | 841 | 2.92 | 895 | 3.36 | 946 | 3.81 | 994 | 4.28 | <i>1040</i> | <i>4.76</i> |
| 6000 | 852 | 3.15 | 906 | 3.61 | 956 | <i>4.08</i> | 1003 | <i>4.56</i> | — | — |
| 6400 | 865 | 3.43 | 918 | 3.91 | 968 | 4.40 | <i>1015</i> | <i>4.90</i> | — | — |
| 6750 | 878 | 3.70 | 929 | 4.19 | 979 | 4.69 | — | — | — | — |
| 7150 | 892 | 4.03 | 943 | 4.53 | — | — | — | — | — | — |
| 7500 | 905 | 4.33 | 955 | 4.86 | — | — | — | — | — | — |

- Standard static 514-680 RPM, 2.9 Max BHP
- Mid static 679-863 RPM, 3.7 Max BHP
- High static 826-1009 RPM, 4.9 BHP
- Italics* Indicates high static drive package with a different motor pulley is required.
- Bold** Indicates alternate standard static drive package is required.

50TC*20 VERTICAL SUPPLY

| CFM | AVAILABLE EXTERNAL STATIC PRESSURE (in. wg) | | | | | | | | | |
|------|---------------------------------------------|------|-----|------|-----|------|-----|------|-----|------|
| | 0.2 | | 0.4 | | 0.6 | | 0.8 | | 1.0 | |
| | RPM | BHP | RPM | BHP | RPM | BHP | RPM | BHP | RPM | BHP |
| 5250 | 479 | 0.85 | 561 | 1.16 | 638 | 1.51 | 708 | 1.88 | 771 | 2.27 |
| 5700 | 506 | 1.03 | 582 | 1.35 | 656 | 1.72 | 723 | 2.11 | 785 | 2.53 |
| 6150 | 535 | 1.25 | 605 | 1.58 | 675 | 1.96 | 740 | 2.37 | 801 | 2.81 |
| 6550 | 561 | 1.46 | 627 | 1.81 | 693 | 2.20 | 756 | 2.63 | 815 | 3.08 |
| 7000 | 591 | 1.74 | 652 | 2.10 | 714 | 2.50 | 775 | 2.94 | 832 | 3.41 |
| 7450 | 622 | 2.05 | 679 | 2.42 | 737 | 2.84 | 795 | 3.30 | 850 | 3.78 |
| 7900 | 653 | 2.40 | 706 | 2.78 | 761 | 3.21 | 816 | 3.68 | 869 | 4.18 |
| 8300 | 681 | 2.75 | 731 | 3.14 | 783 | 3.58 | 836 | 4.06 | 887 | 4.57 |
| 8750 | 713 | 3.18 | 760 | 3.58 | 809 | 4.03 | 859 | 4.53 | 908 | 5.05 |

| CFM | AVAILABLE EXTERNAL STATIC PRESSURE (in. wg) | | | | | | | | | |
|------|---------------------------------------------|------|------|------|------|------|------|------|------|------|
| | 1.2 | | 1.4 | | 1.6 | | 1.8 | | 2.0 | |
| | RPM | BHP | RPM | BHP | RPM | BHP | RPM | BHP | RPM | BHP |
| 5250 | 829 | 2.68 | 884 | 3.10 | 935 | 3.53 | 983 | 3.98 | 1029 | 4.44 |
| 5700 | 843 | 2.95 | 897 | 3.40 | 947 | 3.85 | 995 | 4.32 | 1041 | 4.80 |
| 6150 | 857 | 3.26 | 910 | 3.72 | 960 | 4.19 | 1008 | 4.68 | 1053 | 5.18 |
| 6550 | 871 | 3.54 | 923 | 4.03 | 972 | 4.52 | 1019 | 5.03 | 1064 | 5.55 |
| 7000 | 886 | 3.90 | 938 | 4.40 | 987 | 4.92 | 1033 | 5.45 | 1077 | 5.98 |
| 7450 | 903 | 4.29 | 953 | 4.81 | 1001 | 5.34 | 1047 | 5.89 | 1091 | 6.45 |
| 7900 | 921 | 4.71 | 970 | 5.25 | 1017 | 5.81 | 1062 | 6.38 | — | — |
| 8300 | 937 | 5.11 | 985 | 5.67 | 1031 | 6.25 | 1076 | 6.83 | — | — |
| 8750 | 956 | 5.61 | 1003 | 6.19 | 1048 | 6.78 | — | — | — | — |

Standard static 622-822 RPM, 3.7 Max BHP

Mid static 713-879 RPM
Voltage 208 / 230 / 460 / 575
Max BHP 6.5 / 6.9 / 7.0 / 8.3

High static 882-1078 RPM
Voltage 208 / 230 / 460 / 575
Max BHP 6.5 / 6.9 / 7.0 / 8.3

Bold Indicates alternate standard static drive package is required.

Underscore Indicates operation point covered by high static drive; confirm max BHP coverage based on unit voltage selected.

Italics Indicate high static drive package with a different motor pulley is required.



50TC*24 VERTICAL SUPPLY

| CFM | AVAILABLE EXTERNAL STATIC PRESSURE (in. wg) | | | | | | | | | |
|-------|---------------------------------------------|------|-----|------|-----|------|-----|------|-----|------|
| | 0.2 | | 0.4 | | 0.6 | | 0.8 | | 1.0 | |
| | RPM | BHP | RPM | BHP | RPM | BHP | RPM | BHP | RPM | BHP |
| 6000 | 519 | 1.13 | 609 | 1.48 | 682 | 1.80 | 747 | 2.13 | 806 | 2.46 |
| 6500 | 545 | 1.36 | 633 | 1.75 | 705 | 2.11 | 768 | 2.46 | 826 | 2.82 |
| 7000 | 571 | 1.63 | 658 | 2.06 | 728 | 2.45 | 791 | 2.83 | 847 | 3.21 |
| 7500 | 597 | 1.93 | 683 | 2.40 | 753 | 2.83 | 814 | 3.24 | 869 | 3.65 |
| 8000 | 624 | 2.27 | 709 | 2.78 | 777 | 3.25 | 837 | 3.69 | 892 | 4.13 |
| 8500 | 650 | 2.64 | 734 | 3.20 | 802 | 3.71 | 861 | 4.19 | 915 | 4.66 |
| 9000 | 677 | 3.05 | 760 | 3.67 | 827 | 4.21 | 886 | 4.73 | 939 | 5.23 |
| 9500 | 703 | 3.50 | 786 | 4.17 | 853 | 4.76 | 910 | 5.31 | 963 | 5.85 |
| 10000 | 730 | 3.99 | 813 | 4.73 | 878 | 5.36 | 935 | 5.95 | 987 | 6.52 |

| CFM | AVAILABLE EXTERNAL STATIC PRESSURE (in. wg) | | | | | | | | | |
|-------|---------------------------------------------|------|------|------|------|------|------|------|------|------|
| | 1.2 | | 1.4 | | 1.6 | | 1.8 | | 2.0 | |
| | RPM | BHP | RPM | BHP | RPM | BHP | RPM | BHP | RPM | BHP |
| 6000 | 861 | 2.80 | 912 | 3.15 | 962 | 3.50 | 1008 | 3.86 | 1053 | 4.23 |
| 6500 | 880 | 3.18 | 930 | 3.55 | 978 | 3.92 | 1024 | 4.30 | 1068 | 4.69 |
| 7000 | 900 | 3.60 | 949 | 3.99 | 996 | 4.38 | 1041 | 4.78 | 1085 | 5.19 |
| 7500 | 921 | 4.06 | 969 | 4.47 | 1016 | 4.89 | 1060 | 5.31 | 1102 | 5.74 |
| 8000 | 943 | 4.57 | 990 | 5.00 | 1036 | 5.44 | 1079 | 5.89 | 1121 | 6.34 |
| 8500 | 965 | 5.12 | 1012 | 5.58 | 1056 | 6.05 | 1099 | 6.52 | 1140 | 6.99 |
| 9000 | 988 | 5.72 | 1034 | 6.21 | 1078 | 6.70 | 1120 | 7.19 | 1160 | 7.69 |
| 9500 | 1011 | 6.37 | 1057 | 6.89 | 1100 | 7.41 | 1141 | 7.93 | 1181 | 8.45 |
| 10000 | 1035 | 7.07 | 1080 | 7.62 | 1123 | 8.17 | 1163 | 8.72 | — | — |

Standard static 690-863 RPM, 4.9 Max BHP

Mid static 835-1021 RPM
Voltage 208 / 230 / 460 / 575
Max BHP 6.5 / 6.9 / 7.0 / 8.3

High static 941-1176 RPM
Voltage 208 / 230 / 460 / 575
Max BHP 10.5 / 11.9 / 11.9 / 11.0

Italics Indicate high static drive package with a different motor pulley is required.

Bold Indicates alternate standard static drive package is required.



50TC-*28 VERTICAL SUPPLY

| CFM | Available External Static Pressure (in. wg) | | | | | | | | | |
|-------|---------------------------------------------|------|-----|------|-----|------|-------------|-------------|-------------|-------------|
| | 0.2 | | 0.4 | | 0.6 | | 0.8 | | 1.0 | |
| | RPM | BHP | RPM | BHP | RPM | BHP | RPM | BHP | RPM | BHP |
| 7500 | 555 | 1.35 | 664 | 1.85 | 744 | 2.29 | 812 | 2.70 | 872 | 3.12 |
| 8150 | 579 | 1.62 | 690 | 2.19 | 771 | 2.68 | 838 | 3.14 | 898 | 3.60 |
| 8750 | 599 | 1.89 | 714 | 2.54 | 795 | 3.08 | 863 | 3.59 | 923 | 4.08 |
| 9400 | 619 | 2.20 | 739 | 2.96 | 822 | 3.56 | 889 | 4.12 | 949 | 4.65 |
| 10000 | 635 | 2.50 | 762 | 3.38 | 846 | 4.04 | 914 | 4.65 | 974 | 5.23 |
| 10650 | 649 | 2.82 | 787 | 3.86 | 872 | 4.61 | 940 | 5.28 | 1000 | 5.91 |
| 11250 | 653 | 3.09 | 808 | 4.35 | 895 | 5.17 | 965 | 5.90 | <u>1025</u> | <u>6.58</u> |
| 11900 | 647 | 3.31 | 831 | 4.91 | 921 | 5.83 | <u>991</u> | <u>6.63</u> | <u>1051</u> | <u>7.37</u> |
| 12500 | 641 | 3.51 | 851 | 5.46 | 943 | 6.48 | <u>1015</u> | <u>7.34</u> | <u>1075</u> | <u>8.14</u> |

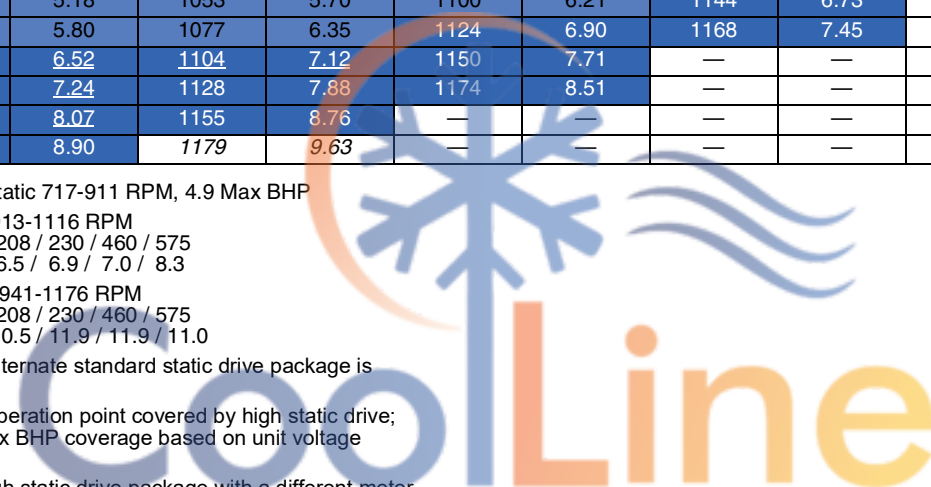
| CFM | Available External Static Pressure (in. wg) | | | | | | | | | |
|-------|---------------------------------------------|-------------|-------------|-------------|------|------|------|------|-------------|-------------|
| | 1.2 | | 1.4 | | 1.6 | | 1.8 | | 2.0 | |
| | RPM | BHP | RPM | BHP | RPM | BHP | RPM | BHP | RPM | BHP |
| 7500 | 927 | 3.53 | 978 | 3.94 | 1026 | 4.36 | 1071 | 4.79 | 1114 | 5.21 |
| 8150 | 953 | 4.04 | 1003 | 4.49 | 1051 | 4.94 | 1096 | 5.39 | 1138 | 5.85 |
| 8750 | 977 | 4.56 | 1027 | 5.04 | 1074 | 5.53 | 1119 | 6.01 | 1161 | 6.49 |
| 9400 | 1003 | 5.18 | 1053 | 5.70 | 1100 | 6.21 | 1144 | 6.73 | <i>1186</i> | <i>7.25</i> |
| 10000 | 1028 | 5.80 | 1077 | 6.35 | 1124 | 6.90 | 1168 | 7.45 | — | — |
| 10650 | <u>1054</u> | <u>6.52</u> | <u>1104</u> | <u>7.12</u> | 1150 | 7.71 | — | — | — | — |
| 11250 | <u>1079</u> | <u>7.24</u> | 1128 | <u>7.88</u> | 1174 | 8.51 | — | — | — | — |
| 11900 | <u>1105</u> | <u>8.07</u> | 1155 | <u>8.76</u> | — | — | — | — | — | — |
| 12500 | 1130 | 8.90 | <i>1179</i> | <i>9.63</i> | — | — | — | — | — | — |

Standard static 717-911 RPM, 4.9 Max BHP
 Mid static 913-1116 RPM
 Voltage 208 / 230 / 460 / 575
 Max BHP 6.5 / 6.9 / 7.0 / 8.3
 High static 941-1176 RPM
 Voltage 208 / 230 / 460 / 575
 Max BHP 10.5 / 11.9 / 11.9 / 11.0

Bold Indicates alternate standard static drive package is required.

Underscore Indicates operation point covered by high static drive; confirm max BHP coverage based on unit voltage selected.

Italics Indicate high static drive package with a different motor pulley is required.



50TC*30 VERTICAL SUPPLY

| CFM | AVAILABLE EXTERNAL STATIC PRESSURE (in. wg) | | | | | | | | | |
|-------|---------------------------------------------|------|-----|------|-----|------|------|------|------|------|
| | 0.2 | | 0.4 | | 0.6 | | 0.8 | | 1.0 | |
| | RPM | BHP | RPM | BHP | RPM | BHP | RPM | BHP | RPM | BHP |
| 8250 | 582 | 1.66 | 694 | 2.25 | 775 | 2.75 | 842 | 3.22 | 902 | 3.67 |
| 8950 | 605 | 1.98 | 722 | 2.67 | 803 | 3.23 | 871 | 3.75 | 931 | 4.25 |
| 9650 | 626 | 2.32 | 749 | 3.13 | 832 | 3.76 | 900 | 4.34 | 959 | 4.89 |
| 10300 | 642 | 2.65 | 774 | 3.60 | 858 | 4.30 | 926 | 4.93 | 986 | 5.54 |
| 11000 | 653 | 2.99 | 800 | 4.14 | 886 | 4.93 | 955 | 5.64 | 1014 | 6.29 |
| 11700 | 647 | 3.22 | 824 | 4.73 | 913 | 5.62 | 983 | 6.40 | 1043 | 7.12 |
| 12400 | 641 | 3.47 | 848 | 5.36 | 940 | 6.37 | 1011 | 7.22 | 1071 | 8.01 |
| 13050 | 635 | 3.70 | 868 | 5.98 | 964 | 7.11 | 1036 | 8.04 | 1097 | 8.90 |
| 13750 | 629 | 3.96 | 888 | 6.67 | 989 | 7.95 | 1063 | 8.99 | 1125 | 9.92 |

| CFM | AVAILABLE EXTERNAL STATIC PRESSURE (in. wg) | | | | | | | | | |
|-------|---------------------------------------------|-------|------|-------|------|-------|------|-------|------|-------|
| | 1.2 | | 1.4 | | 1.6 | | 1.8 | | 2.0 | |
| | RPM | BHP | RPM | BHP | RPM | BHP | RPM | BHP | RPM | BHP |
| 8250 | 957 | 4.13 | 1007 | 4.58 | 1055 | 5.04 | 1099 | 5.49 | 1142 | 5.95 |
| 8950 | 985 | 4.75 | 1035 | 5.24 | 1082 | 5.73 | 1126 | 6.22 | 1169 | 6.72 |
| 9650 | 1013 | 5.43 | 1063 | 5.96 | 1110 | 6.49 | 1154 | 7.02 | 1196 | 7.56 |
| 10300 | 1040 | 6.12 | 1089 | 6.70 | 1136 | 7.27 | 1180 | 7.83 | 1221 | 8.40 |
| 11000 | 1068 | 6.93 | 1118 | 7.55 | 1164 | 8.17 | 1208 | 8.77 | 1249 | 9.38 |
| 11700 | 1097 | 7.81 | 1147 | 8.48 | 1193 | 9.14 | 1236 | 9.79 | 1277 | 10.44 |
| 12400 | 1126 | 8.76 | 1175 | 9.48 | 1221 | 10.19 | 1265 | 10.89 | — | — |
| 13050 | 1152 | 9.71 | 1202 | 10.48 | 1248 | 11.24 | 1291 | 11.99 | — | — |
| 13750 | 1180 | 10.79 | 1230 | 11.63 | 1277 | 12.45 | — | — | — | — |

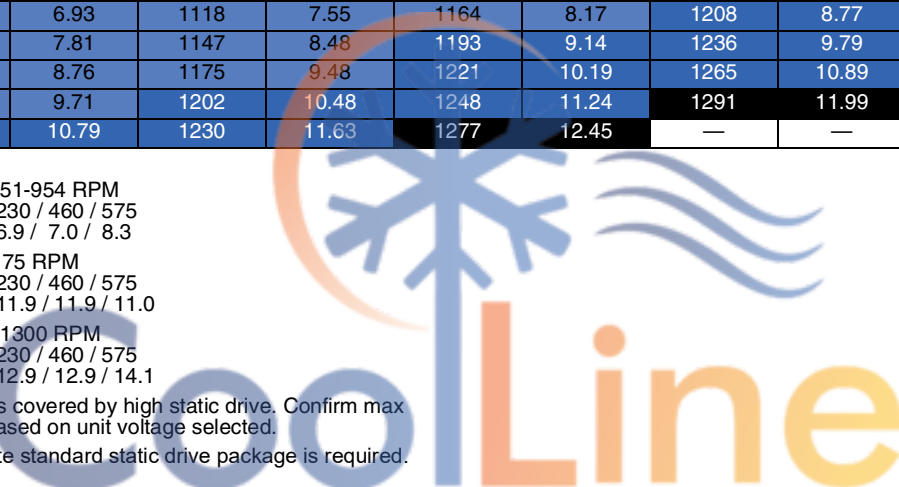
Standard static 751-954 RPM
Voltage 208 / 230 / 460 / 575
Max BHP 6.5 / 6.9 / 7.0 / 8.3

Mid static 973-1175 RPM
Voltage 208 / 230 / 460 / 575
Max BHP 10.5 / 11.9 / 11.9 / 11.0

High static 1015-1300 RPM
Voltage 208 / 230 / 460 / 575
Max BHP 11.9 / 12.9 / 12.9 / 14.1

Operation point is covered by high static drive. Confirm max BHP coverage based on unit voltage selected.


Bold Indicates alternate standard static drive package is required.



FAN PULLEY ADJUSTMENT

| 50TC-* | | MOTOR/DRIVE COMBO | MOTOR PULLEY TURNS OPEN | | | | | | | | | | |
|--------|---------|-------------------|-------------------------|------|------|------|------|------|------|------|------|------|------|
| | | | 0 | 0.5 | 1.0 | 1.5 | 2.0 | 2.5 | 3.0 | 3.5 | 4.0 | 4.5 | 5.0 |
| 17 | 3 phase | Standard Static | 680 | 663 | 647 | 630 | 614 | 597 | 580 | 564 | 547 | 531 | 514 |
| | | Medium Static | 863 | 845 | 826 | 808 | 789 | 771 | 753 | 734 | 716 | 697 | 679 |
| | | High Static | 1009 | 991 | 972 | 954 | 936 | 918 | 899 | 881 | 863 | 844 | 826 |
| 20 | 3 phase | Standard Static | 822 | 802 | 782 | 762 | 742 | 722 | 702 | 682 | 662 | 642 | 622 |
| | | Medium Static | 879 | 862 | 846 | 829 | 813 | 796 | 779 | 763 | 746 | 730 | 713 |
| | | High Static | 1078 | 1058 | 1039 | 1019 | 1000 | 980 | 960 | 941 | 921 | 902 | 882 |
| 24 | 3 phase | Standard Static | 863 | 846 | 828 | 811 | 794 | 777 | 759 | 742 | 725 | 707 | 690 |
| | | Medium Static | 1021 | 1002 | 984 | 965 | 947 | 928 | 909 | 891 | 872 | 854 | 835 |
| | | High Static | 1176 | 1153 | 1129 | 1106 | 1082 | 1059 | 1035 | 1012 | 988 | 965 | 941 |
| 28 | 3 phase | Standard Static | 911 | 892 | 872 | 853 | 833 | 814 | 795 | 775 | 756 | 736 | 717 |
| | | Medium Static | 1116 | 1096 | 1075 | 1055 | 1035 | 1015 | 994 | 974 | 954 | 933 | 913 |
| | | High Static | 1176 | 1153 | 1129 | 1106 | 1082 | 1059 | 1035 | 1012 | 988 | 965 | 941 |
| 30 | 3 phase | Standard Static | 954 | 934 | 913 | 893 | 873 | 853 | 832 | 812 | 792 | 771 | 751 |
| | | Medium Static | 1175 | 1155 | 1135 | 1114 | 1094 | 1074 | 1054 | 1034 | 1013 | 993 | 973 |
| | | High Static | 1299 | 1271 | 1242 | 1214 | 1185 | 1157 | 1129 | 1100 | 1072 | 1043 | 1015 |

LEGEND

 Factory setting



2-STAGE COOLING WITH SINGLE SPEED INDOOR FAN MOTOR, SIZES 17-30 (15-27.5 TONS)

| 50TC-* UNIT | V-PH-HZ | VOLTAGE RANGE | | COMP 1 | | COMP 2 | | OFM (ea) | | IFM | | |
|----------------|----------|---------------|-----|--------|-----|--------|-----|----------|-----|----------------------|------------------|------|
| | | MIN | MAX | RLA | LRA | RLA | LRA | WATTS | FLA | EFFICIENCY TYPE | EFF AT FULL LOAD | FLA |
| 17 | 208-3-60 | 187 | 253 | 29.5 | 195 | 28.2 | 239 | 350 | 1.5 | STD | 88.6% | 8.4 |
| | | | | | | | | | | MED | 87.0% | 10.6 |
| | | | | | | | | | | HIGH | 82.9% | 13.6 |
| | 230-3-60 | 187 | 253 | 29.5 | 195 | 28.2 | 239 | 350 | 1.5 | STD | 88.6% | 8.3 |
| | | | | | | | | | | MED | 87.0% | 10.6 |
| | | | | | | | | | | HIGH | 82.9% | 12.7 |
| | 460-3-60 | 414 | 506 | 14.7 | 95 | 14.7 | 130 | 277 | 0.9 | STD | 88.6% | 4.2 |
| | | | | | | | | | | MED | 87.0% | 5.3 |
| | | | | | | | | | | HIGH | 82.9% | 6.4 |
| | 575-3-60 | 518 | 633 | 12.2 | 80 | 11.3 | 94 | 397 | 0.6 | STD | 81.1% | 2.8 |
| | | | | | | | | | | MED | 81.1% | 2.8 |
| | | | | | | | | | | HIGH | 83.6% | 5.6 |
| 20 | 208-3-60 | 187 | 253 | 29.5 | 195 | 28.2 | 239 | 350 | 1.5 | STD | 87.0% | 10.6 |
| | | | | | | | | | | MED | 89.5% | 17.1 |
| | | | | | | | | | | HIGH-High Efficiency | 89.5% | 17.1 |
| | 230-3-60 | 187 | 253 | 29.5 | 195 | 28.2 | 239 | 350 | 1.5 | STD | 87.0% | 10.6 |
| | | | | | | | | | | MED | 89.5% | 17.1 |
| | | | | | | | | | | HIGH-High Efficiency | 89.5% | 17.1 |
| | 460-3-60 | 414 | 506 | 14.7 | 95 | 14.7 | 130 | 277 | 0.9 | STD | 87.0% | 5.3 |
| | | | | | | | | | | MED | 89.5% | 8.6 |
| | | | | | | | | | | HIGH-High Efficiency | 89.5% | 8.6 |
| | 575-3-60 | 518 | 633 | 12.2 | 80 | 11.3 | 94 | 397 | 0.6 | STD | 81.1% | 2.8 |
| | | | | | | | | | | MED | 83.6% | 5.6 |
| | | | | | | | | | | HIGH-High Efficiency | 89.5% | 7.6 |
| 24 | 208-3-60 | 187 | 253 | 48.1 | 245 | 29.5 | 195 | 350 | 1.5 | STD | 82.9% | 13.6 |
| | | | | | | | | | | MED-High Efficiency | 89.5% | 17.1 |
| | | | | | | | | | | HIGH-High Efficiency | 91.7% | 28.5 |
| | 230-3-60 | 187 | 253 | 48.1 | 245 | 29.5 | 195 | 350 | 1.5 | STD | 82.9% | 12.7 |
| | | | | | | | | | | MED-High Efficiency | 89.5% | 17.1 |
| | | | | | | | | | | HIGH-High Efficiency | 91.7% | 28.5 |
| | 460-3-60 | 414 | 506 | 18.6 | 125 | 14.7 | 95 | 277 | 0.9 | STD | 82.9% | 6.4 |
| | | | | | | | | | | MED-High Efficiency | 89.5% | 8.6 |
| | | | | | | | | | | HIGH-High Efficiency | 91.7% | 14.3 |
| | 575-3-60 | 518 | 633 | 14.7 | 100 | 12.2 | 80 | 397 | 0.6 | STD | 83.6% | 5.6 |
| | | | | | | | | | | MED-High Efficiency | 89.5% | 7.6 |
| | | | | | | | | | | HIGH-High Efficiency | 91.7% | 9.5 |

Electrical data (cont)



2-STAGE COOLING WITH SINGLE SPEED INDOOR FAN MOTOR, SIZES 17-30 (15-27.5 TONS) (cont)

| 50TC-* UNIT | V-PH-HZ | VOLTAGE RANGE | | COMP 1 | | COMP 2 | | OFM (ea) | | IFM | | |
|----------------|----------|---------------|-----|--------|-----|--------|-----|----------|-----|----------------------|------------------|------|
| | | MIN | MAX | RLA | LRA | RLA | LRA | WATTS | FLA | EFFICIENCY TYPE | EFF AT FULL LOAD | FLA |
| 28 | 208-3-60 | 187 | 253 | 48.1 | 245 | 48.1 | 245 | 350 | 1.5 | STD | 82.9% | 13.6 |
| | | | | | | | | | | MED-High Efficiency | 89.5% | 17.1 |
| | | | | | | | | | | HIGH-High Efficiency | 91.7% | 28.5 |
| | 230-3-60 | 187 | 253 | 48.1 | 245 | 48.1 | 245 | 350 | 1.5 | STD | 82.9% | 12.7 |
| | | | | | | | | | | MED-High Efficiency | 89.5% | 17.1 |
| | | | | | | | | | | HIGH-High Efficiency | 91.7% | 28.5 |
| | 460-3-60 | 414 | 506 | 18.6 | 125 | 18.6 | 125 | 277 | 0.9 | STD | 82.9% | 6.4 |
| | | | | | | | | | | MED-High Efficiency | 89.5% | 8.6 |
| | | | | | | | | | | HIGH-High Efficiency | 91.7% | 14.3 |
| | 575-3-60 | 518 | 633 | 14.7 | 100 | 14.7 | 100 | 397 | 0.6 | STD | 83.6% | 5.6 |
| | | | | | | | | | | MED-High Efficiency | 89.5% | 7.6 |
| | | | | | | | | | | HIGH-High Efficiency | 91.7% | 9.5 |
| 30 | 208-3-60 | 187 | 253 | 51.3 | 300 | 51.3 | 300 | 350 | 1.5 | STD | 89.5% | 17.1 |
| | | | | | | | | | | MED-High Efficiency | 91.7% | 28.5 |
| | | | | | | | | | | HIGH-High Efficiency | 91.7% | 30.4 |
| | 230-3-60 | 187 | 253 | 51.3 | 300 | 51.3 | 300 | 350 | 1.5 | STD | 89.5% | 17.1 |
| | | | | | | | | | | MED-High Efficiency | 91.7% | 28.5 |
| | | | | | | | | | | HIGH-High Efficiency | 91.7% | 30.4 |
| | 460-3-60 | 414 | 506 | 23.1 | 150 | 23.1 | 150 | 277 | 0.9 | STD | 89.5% | 8.6 |
| | | | | | | | | | | MED-High Efficiency | 91.7% | 14.3 |
| | | | | | | | | | | HIGH-High Efficiency | 91.7% | 15.2 |
| | 575-3-60 | 518 | 633 | 19.9 | 109 | 19.9 | 109 | 397 | 0.6 | STD | 89.5% | 7.6 |
| | | | | | | | | | | MED-High Efficiency | 91.7% | 9.5 |
| | | | | | | | | | | HIGH-High Efficiency | 91.7% | 12.4 |

See Legend and Notes on page 87.

2-STAGE COOLING WITH TWO SPEED INDOOR FAN MOTOR, SIZES 17-30 (15-27.5 TONS)

| 50TC-* UNIT | V-PH-HZ | VOLTAGE RANGE | | COMP 1 | | COMP 2 | | OFM (ea) | | IFM | | |
|----------------|----------|---------------|-----|--------|-----|--------|-----|----------|-----|-----------------|------------------|------|
| | | MIN | MAX | RLA | LRA | RLA | LRA | WATTS | FLA | EFFICIENCY TYPE | EFF AT FULL LOAD | FLA |
| 17 | 208-3-60 | 187 | 253 | 29.5 | 195 | 28.2 | 239 | 350 | 1.5 | STD | 85.0% | 8.6 |
| | | | | | | | | | | MED | 81.5% | 10.8 |
| | | | | | | | | | | HIGH | 83.6% | 13.6 |
| | 230-3-60 | 187 | 253 | 29.5 | 195 | 28.2 | 239 | 350 | 1.5 | STD | 85.0% | 7.8 |
| | | | | | | | | | | MED | 81.5% | 9.8 |
| | | | | | | | | | | HIGH | 83.6% | 12.7 |
| | 460-3-60 | 414 | 506 | 14.7 | 95 | 14.7 | 130 | 277 | 0.9 | STD | 85.0% | 3.8 |
| | | | | | | | | | | MED | 81.5% | 4.9 |
| | | | | | | | | | | HIGH | 83.6% | 6.4 |
| | 575-3-60 | 518 | 633 | 12.2 | 80 | 11.3 | 94 | 397 | 0.6 | STD | 81.1% | 4.5 |
| | | | | | | | | | | MED | 81.1% | 4.5 |
| | | | | | | | | | | HIGH | 83.6% | 6.2 |
| 20 | 208-3-60 | 187 | 253 | 29.5 | 195 | 28.2 | 239 | 350 | 1.5 | STD | 81.5% | 10.8 |
| | | | | | | | | | | MED | 83.6% | 13.6 |
| | | | | | | | | | | HIGH | 89.5% | 17.1 |
| | 230-3-60 | 187 | 253 | 29.5 | 195 | 28.2 | 239 | 350 | 1.5 | STD | 81.5% | 9.8 |
| | | | | | | | | | | MED | 83.6% | 12.7 |
| | | | | | | | | | | HIGH | 89.5% | 17.1 |
| | 460-3-60 | 414 | 506 | 14.7 | 95 | 14.7 | 130 | 277 | 0.9 | STD | 81.5% | 4.9 |
| | | | | | | | | | | MED | 83.6% | 6.4 |
| | | | | | | | | | | HIGH | 89.5% | 8.6 |
| | 575-3-60 | 518 | 633 | 12.2 | 80 | 11.3 | 94 | 397 | 0.6 | STD | 81.1% | 4.5 |
| | | | | | | | | | | MED | 83.6% | 6.2 |
| | | | | | | | | | | HIGH | 89.5% | 7.6 |
| 24 | 208-3-60 | 187 | 253 | 48.1 | 245 | 29.5 | 195 | 350 | 1.5 | STD | 83.6% | 13.6 |
| | | | | | | | | | | MED | 89.5% | 17.1 |
| | | | | | | | | | | HIGH | 91.7% | 28.5 |
| | 230-3-60 | 187 | 253 | 48.1 | 245 | 29.5 | 195 | 350 | 1.5 | STD | 83.6% | 12.7 |
| | | | | | | | | | | MED | 89.5% | 17.1 |
| | | | | | | | | | | HIGH | 91.7% | 28.5 |
| | 460-3-60 | 414 | 506 | 18.6 | 125 | 14.7 | 95 | 277 | 0.9 | STD | 83.6% | 6.4 |
| | | | | | | | | | | MED | 89.5% | 8.6 |
| | | | | | | | | | | HIGH | 91.7% | 14.3 |
| | 575-3-60 | 518 | 633 | 14.7 | 100 | 12.2 | 80 | 397 | 0.6 | STD | 83.6% | 6.2 |
| | | | | | | | | | | MED | 89.5% | 7.6 |
| | | | | | | | | | | HIGH | 91.7% | 9.5 |
| 28 | 208-3-60 | 187 | 253 | 48.1 | 245 | 48.1 | 245 | 350 | 1.5 | STD | 83.6% | 13.6 |
| | | | | | | | | | | MED | 89.5% | 17.1 |
| | | | | | | | | | | HIGH | 91.7% | 28.5 |
| | 230-3-60 | 187 | 253 | 48.1 | 245 | 48.1 | 245 | 350 | 1.5 | STD | 83.6% | 12.7 |
| | | | | | | | | | | MED | 89.5% | 17.1 |
| | | | | | | | | | | HIGH | 91.7% | 28.5 |
| | 460-3-60 | 414 | 506 | 18.6 | 125 | 18.6 | 125 | 277 | 0.9 | STD | 83.6% | 6.4 |
| | | | | | | | | | | MED | 89.5% | 8.6 |
| | | | | | | | | | | HIGH | 91.7% | 14.3 |
| | 575-3-60 | 518 | 633 | 14.7 | 100 | 14.7 | 100 | 397 | 0.6 | STD | 83.6% | 6.2 |
| | | | | | | | | | | MED | 89.5% | 7.6 |
| | | | | | | | | | | HIGH | 91.7% | 9.5 |

Electrical data (cont)



2-STAGE COOLING WITH TWO SPEED INDOOR FAN MOTOR, SIZES 17-30 (15-27.5 TONS) (cont)

| 50TC-* UNIT | V-PH-HZ | VOLTAGE RANGE | | COMP 1 | | COMP 2 | | OFM (ea) | | IFM | | |
|----------------|----------|---------------|-----|--------|-----|--------|-----|----------|-----|-----------------|------------------|------|
| | | MIN | MAX | RLA | LRA | RLA | LRA | WATTS | FLA | EFFICIENCY TYPE | EFF AT FULL LOAD | FLA |
| 30 | 208-3-60 | 187 | 253 | 51.3 | 300 | 51.3 | 300 | 350 | 1.5 | STD | 89.5% | 17.1 |
| | | | | | | | | | | MED | 91.7% | 28.5 |
| | | | | | | | | | | HIGH | 91.7% | 30.4 |
| | 230-3-60 | 187 | 253 | 51.3 | 300 | 51.3 | 300 | 350 | 1.5 | STD | 89.5% | 17.1 |
| | | | | | | | | | | MED | 91.7% | 28.5 |
| | | | | | | | | | | HIGH | 91.7% | 30.4 |
| | 460-3-60 | 414 | 506 | 23.1 | 150 | 23.1 | 150 | 277 | 0.9 | STD | 89.5% | 8.6 |
| | | | | | | | | | | MED | 91.7% | 14.3 |
| | | | | | | | | | | HIGH | 91.7% | 15.2 |
| | 575-3-60 | 518 | 633 | 19.9 | 109 | 19.9 | 109 | 397 | 0.6 | STD | 89.5% | 7.6 |
| | | | | | | | | | | MED | 91.7% | 9.5 |
| | | | | | | | | | | HIGH | 91.7% | 12.4 |

See Legend and Notes on page 87.



50TC ELECTRIC HEAT DATA — SINGLE SPEED MOTOR — 15 to 27.5 TONS

| 50TC-* UNIT | NOM. V-PH- HZ | IFM TYPE | ELECTRIC HEATER PART NUMBER | NOMINAL (kW) | APPLICATION (kW) | APPLICATION OUTPUT (MBH) | SINGLE POINT OR JUNCTION KIT PART NUMBER | | | |
|----------------|---------------------|------------------------|-----------------------------------|-----------------|---------------------|--------------------------------|---------------------------------------------|---------------------------------|--------------|---------------------------------|
| | | | | | | | NO CO OR UNPWR CO | | WITH PWRD CO | |
| | | | | | | | NO P.E. | WITH P.E. (PWRD FR/ UNIT) | NO P.E. | WITH P.E. (PWRD FR/ UNIT) |
| 17 | 208/230-3-60 | STD | CRHEATER279A00 | 25.0 | 18.8/23.0 | 64.1/78.3 | — | — | — | — |
| | | | CRHEATER280A00 | 50.0 | 37.6/45.9 | 128.1/156.7 | 056 | 056 | 056 | 056 |
| | | | CRHEATER281A00 | 75.0 | 56.3/68.9 | 192.2/235.0 | 056 | 056 | 056 | 056 |
| | | MED | CRHEATER279A00 | 25.0 | 18.8/23.0 | 64.1/78.3 | — | — | — | — |
| | | | CRHEATER280A00 | 50.0 | 37.6/45.9 | 128.1/156.7 | 056 | 056 | 056 | 056 |
| | | | CRHEATER281A00 | 75.0 | 56.3/68.9 | 192.2/235.0 | 056 | 056 | 056 | 056 |
| | | HIGH | CRHEATER279A00 | 25.0 | 18.8/23.0 | 64.1/78.3 | — | — | — | — |
| | | | CRHEATER280A00 | 50.0 | 37.6/45.9 | 128.1/156.7 | 056 | 056 | 056 | 056 |
| | | | CRHEATER281A00 | 75.0 | 56.3/68.9 | 192.2/235.0 | 056 | 056 | 056 | 056 |
| | 460-3-60 | STD | CRHEATER282A00 | 25.0 | 23.0 | 78.3 | — | — | — | — |
| | | | CRHEATER283A00 | 50.0 | 45.9 | 156.7 | — | 057 | 057 | 057 |
| | | | CRHEATER284A00 | 75.0 | 68.9 | 235.0 | 057 | 057 | 057 | 057 |
| | | MED | CRHEATER282A00 | 25.0 | 23.0 | 78.3 | — | — | — | — |
| | | | CRHEATER283A00 | 50.0 | 45.9 | 156.7 | 057 | 057 | 057 | 057 |
| | | | CRHEATER284A00 | 75.0 | 68.9 | 235.0 | 057 | 057 | 057 | 057 |
| | | HIGH | CRHEATER282A00 | 25.0 | 23.0 | 78.3 | — | — | — | — |
| | | | CRHEATER283A00 | 50.0 | 45.9 | 156.7 | 057 | 057 | 057 | 057 |
| | | | CRHEATER284A00 | 75.0 | 68.9 | 235.0 | 057 | 057 | 057 | 057 |
| | 575-3-60 | STD | CRHEATER285A00 | 24.8 | 22.8 | 77.7 | — | — | — | — |
| | | | CRHEATER286A00 | 49.6 | 45.6 | 155.4 | — | — | — | 057 |
| | | | CRHEATER287A00 | 74.4 | 68.3 | 233.1 | 057 | 057 | 057 | 057 |
| | | MED | CRHEATER285A00 | 24.8 | 22.8 | 77.7 | — | — | — | — |
| | | | CRHEATER286A00 | 49.6 | 45.6 | 155.4 | — | — | — | 057 |
| | | | CRHEATER287A00 | 74.4 | 68.3 | 233.1 | 057 | 057 | 057 | 057 |
| | | HIGH | CRHEATER285A00 | 24.8 | 22.8 | 77.7 | — | — | — | — |
| | | | CRHEATER286A00 | 49.6 | 45.6 | 155.4 | — | 057 | — | 057 |
| | | | CRHEATER287A00 | 74.4 | 68.3 | 233.1 | 057 | 057 | 057 | 057 |
| 20 | 208/230-3-60 | STD | CRHEATER279A00 | 25.0 | 18.8/23.0 | 64.1/78.3 | — | — | — | — |
| | | | CRHEATER280A00 | 50.0 | 37.6/45.9 | 128.1/156.7 | 056 | 056 | 056 | 056 |
| | | | CRHEATER281A00 | 75.0 | 56.3/68.9 | 192.2/235.0 | 056 | 056 | 056 | 056 |
| | | MED | CRHEATER279A00 | 25.0 | 18.8/23.0 | 64.1/78.3 | — | — | — | — |
| | | | CRHEATER280A00 | 50.0 | 37.6/45.9 | 128.1/156.7 | 056 | 056 | 056 | 056 |
| | | | CRHEATER281A00 | 75.0 | 56.3/68.9 | 192.2/235.0 | 056 | 056 | 056 | 056 |
| | | HIGH - High Efficiency | CRHEATER279A00 | 25.0 | 18.8/23.0 | 64.1/78.3 | — | — | — | — |
| | | | CRHEATER280A00 | 50.0 | 37.6/45.9 | 128.1/156.7 | 056 | 056 | 056 | 056 |
| | | | CRHEATER281A00 | 75.0 | 56.3/68.9 | 192.2/235.0 | 056 | 056 | 056 | 056 |
| | 460-3-60 | STD | CRHEATER282A00 | 25.0 | 23.0 | 78.3 | — | — | — | — |
| | | | CRHEATER283A00 | 50.0 | 45.9 | 156.7 | 057 | 057 | 057 | 057 |
| | | | CRHEATER284A00 | 75.0 | 68.9 | 235.0 | 057 | 057 | 057 | 057 |
| | | MED | CRHEATER282A00 | 25.0 | 23.0 | 78.3 | — | — | — | — |
| | | | CRHEATER283A00 | 50.0 | 45.9 | 156.7 | 057 | 057 | 057 | 057 |
| | | | CRHEATER284A00 | 75.0 | 68.9 | 235.0 | 057 | 057 | 057 | 057 |
| | | HIGH - High Efficiency | CRHEATER282A00 | 25.0 | 23.0 | 78.3 | — | — | — | — |
| | | | CRHEATER283A00 | 50.0 | 45.9 | 156.7 | 057 | 057 | 057 | 057 |
| | | | CRHEATER284A00 | 75.0 | 68.9 | 235.0 | 057 | 057 | 057 | 057 |
| | 575-3-60 | STD | CRHEATER285A00 | 24.8 | 22.8 | 77.7 | — | — | — | — |
| | | | CRHEATER286A00 | 49.6 | 45.6 | 155.4 | — | — | — | 057 |
| | | | CRHEATER287A00 | 74.4 | 68.3 | 233.1 | 057 | 057 | 057 | 057 |
| | | MED | CRHEATER285A00 | 24.8 | 22.8 | 77.7 | — | — | — | — |
| | | | CRHEATER286A00 | 49.6 | 45.6 | 155.4 | — | 057 | — | 057 |
| | | | CRHEATER287A00 | 74.4 | 68.3 | 233.1 | 057 | 057 | 057 | 057 |
| | | HIGH - High Efficiency | CRHEATER285A00 | 24.8 | 22.8 | 77.7 | — | — | — | — |
| | | | CRHEATER286A00 | 49.6 | 45.6 | 155.4 | — | 057 | 057 | 057 |
| | | | CRHEATER287A00 | 74.4 | 68.3 | 233.1 | 057 | 057 | 057 | 057 |

50TC ELECTRIC HEAT DATA — SINGLE SPEED MOTOR — 15 to 27.5 TONS (cont)

| 50TC-* UNIT | NOM. V.-PH- HZ | IFM TYPE | ELECTRIC HEATER PART NUMBER | NOMINAL (kW) | APPLICATION (kW) | APPLICATION OUTPUT (MBH) | SINGLE POINT OR JUNCTION KIT PART NUMBER | | | |
|------------------------------|----------------------|------------------------------|-----------------------------------|-----------------|---------------------|--------------------------------|---------------------------------------------|---------------------------------|--------------|---------------------------------|
| | | | | | | | NO CO OR UNPWR CO | | WITH PWRD CO | |
| | | | | | | | NO P.E. | WITH P.E. (PWRD FR/ UNIT) | NO P.E. | WITH P.E. (PWRD FR/ UNIT) |
| 24 | 208/230-3-60 | STD | CRHEATER279A00 | 25.0 | 18.8/23.0 | 64.1/78.3 | 056 | 056 | 056 | 056 |
| | | | CRHEATER280A00 | 50.0 | 37.6/45.9 | 128.1/156.7 | 056 | 056 | 056 | 056 |
| | | | CRHEATER281A00 | 75.0 | 56.3/68.9 | 192.2/235.0 | 056 | 056 | 056 | 056 |
| | | MED - High Efficiency | CRHEATER279A00 | 25.0 | 18.8/23.0 | 64.1/78.3 | 056 | 056 | 056 | 056 |
| | | | CRHEATER280A00 | 50.0 | 37.6/45.9 | 128.1/156.7 | 056 | 056 | 056 | 056 |
| | | | CRHEATER281A00 | 75.0 | 56.3/68.9 | 192.2/235.0 | 056 | 056 | 056 | 056 |
| | | HIGH - High Efficiency | CRHEATER279A00 | 25.0 | 18.8/23.0 | 64.1/78.3 | 056 | 056 | 056 | 056 |
| | | | CRHEATER280A00 | 50.0 | 37.6/45.9 | 128.1/156.7 | 056 | 056 | 056 | 056 |
| | | | CRHEATER281A00 | 75.0 | 56.3/68.9 | 192.2/235.0 | 056 | 056 | 056 | 056 |
| | 460-3-60 | STD | CRHEATER282A00 | 25.0 | 23.0 | 78.3 | — | — | — | — |
| | | | CRHEATER283A00 | 50.0 | 45.9 | 156.7 | 057 | 057 | 057 | 057 |
| | | | CRHEATER284A00 | 75.0 | 68.9 | 235.0 | 057 | 057 | 057 | 057 |
| | | MED - High Efficiency | CRHEATER282A00 | 25.0 | 23.0 | 78.3 | — | — | — | — |
| | | | CRHEATER283A00 | 50.0 | 45.9 | 156.7 | 057 | 057 | 057 | 057 |
| | | | CRHEATER284A00 | 75.0 | 68.9 | 235.0 | 057 | 057 | 057 | 057 |
| | | HIGH - High Efficiency | CRHEATER282A00 | 25.0 | 23.0 | 78.3 | — | 057 | — | 057 |
| | | | CRHEATER283A00 | 50.0 | 45.9 | 156.7 | 057 | 057 | 057 | 057 |
| | | | CRHEATER284A00 | 75.0 | 68.9 | 235.0 | 057 | 057 | 057 | 057 |
| | 575-3-60 | STD | CRHEATER285A00 | 24.8 | 22.8 | 77.7 | — | — | — | — |
| | | | CRHEATER286A00 | 49.6 | 45.6 | 155.4 | — | 057 | — | 057 |
| | | | CRHEATER287A00 | 74.4 | 68.3 | 233.1 | 057 | 057 | 057 | 057 |
| | | MED - High Efficiency | CRHEATER285A00 | 24.8 | 22.8 | 77.7 | — | — | — | — |
| | | | CRHEATER286A00 | 49.6 | 45.6 | 155.4 | — | 057 | 057 | 057 |
| | | | CRHEATER287A00 | 74.4 | 68.3 | 233.1 | 057 | 057 | 057 | 057 |
| HIGH - High Efficiency | | CRHEATER285A00 | 24.8 | 22.8 | 77.7 | — | — | — | — | |
| | | CRHEATER286A00 | 49.6 | 45.6 | 155.4 | 057 | 057 | 057 | 057 | |
| | | CRHEATER287A00 | 74.4 | 68.3 | 233.1 | 057 | 057 | 057 | 057 | |
| 28 | 208/230-3-60 | STD | CRHEATER279A00 | 25.0 | 18.8/23.0 | 64.1/78.3 | 056 | 056 | 056 | 056 |
| | | | CRHEATER280A00 | 50.0 | 37.6/45.9 | 128.1/156.7 | 056 | 056 | 056 | 056 |
| | | | CRHEATER281A00 | 75.0 | 56.3/68.9 | 192.2/235.0 | 056 | 056 | 056 | 056 |
| | | MED - High Efficiency | CRHEATER279A00 | 25.0 | 18.8/23.0 | 64.1/78.3 | 056 | 056 | 056 | 056 |
| | | | CRHEATER280A00 | 50.0 | 37.6/45.9 | 128.1/156.7 | 056 | 056 | 056 | 056 |
| | | | CRHEATER281A00 | 75.0 | 56.3/68.9 | 192.2/235.0 | 056 | 056 | 056 | 056 |
| | | HIGH - High Efficiency | CRHEATER279A00 | 25.0 | 18.8/23.0 | 64.1/78.3 | 056 | 056 | 056 | 056 |
| | | | CRHEATER280A00 | 50.0 | 37.6/45.9 | 128.1/156.7 | 056 | 056 | 056 | 056 |
| | | | CRHEATER281A00 | 75.0 | 56.3/68.9 | 192.2/235.0 | 056 | 056 | 056 | 056 |
| | 460-3-60 | STD | CRHEATER282A00 | 25.0 | 23.0 | 78.3 | — | — | — | — |
| | | | CRHEATER283A00 | 50.0 | 45.9 | 156.7 | 057 | 057 | 057 | 057 |
| | | | CRHEATER284A00 | 75.0 | 68.9 | 235.0 | 057 | 057 | 057 | 057 |
| | | MED - High Efficiency | CRHEATER282A00 | 25.0 | 23.0 | 78.3 | — | — | — | 057 |
| | | | CRHEATER283A00 | 50.0 | 45.9 | 156.7 | 057 | 057 | 057 | 057 |
| | | | CRHEATER284A00 | 75.0 | 68.9 | 235.0 | 057 | 057 | 057 | 057 |
| | | HIGH - High Efficiency | CRHEATER282A00 | 25.0 | 23.0 | 78.3 | — | 057 | 057 | 057 |
| | | | CRHEATER283A00 | 50.0 | 45.9 | 156.7 | 057 | 057 | 057 | 057 |
| | | | CRHEATER284A00 | 75.0 | 68.9 | 235.0 | 057 | 057 | 057 | 057 |
| | 575-3-60 | STD | CRHEATER285A00 | 24.8 | 22.8 | 77.7 | — | — | — | — |
| | | | CRHEATER286A00 | 49.6 | 45.6 | 155.4 | — | 057 | — | 057 |
| | | | CRHEATER287A00 | 74.4 | 68.3 | 233.1 | 057 | 057 | 057 | 057 |
| | | MED - High Efficiency | CRHEATER285A00 | 24.8 | 22.8 | 77.7 | — | — | — | — |
| | | | CRHEATER286A00 | 49.6 | 45.6 | 155.4 | — | 057 | 057 | 057 |
| | | | CRHEATER287A00 | 74.4 | 68.3 | 233.1 | 057 | 057 | 057 | 057 |
| HIGH - High Efficiency | | CRHEATER285A00 | 24.8 | 22.8 | 77.7 | — | — | — | — | |
| | | CRHEATER286A00 | 49.6 | 45.6 | 155.4 | 057 | 057 | 057 | 057 | |
| | | CRHEATER287A00 | 74.4 | 68.3 | 233.1 | 057 | 057 | 057 | 057 | |

Electrical data (cont)



50TC ELECTRIC HEAT DATA — SINGLE SPEED MOTOR — 15 to 27.5 TONS (cont)

| 50TC-* UNIT | NOM. V-PH- HZ | IFM TYPE | ELECTRIC HEATER PART NUMBER | NOMINAL (kW) | APPLICATION (kW) | APPLICATION OUTPUT (MBH) | SINGLE POINT OR JUNCTION KIT PART NUMBER | | | |
|------------------------------|---------------------|------------------------------|-----------------------------------|-----------------|---------------------|--------------------------------|---------------------------------------------|---------------------------------|--------------|---------------------------------|
| | | | | | | | NO CO OR UNPWR CO | | WITH PWRD CO | |
| | | | | | | | NO P.E. | WITH P.E. (PWRD FR/ UNIT) | NO P.E. | WITH P.E. (PWRD FR/ UNIT) |
| 30 | 208/230-3-60 | STD | CRHEATER279A00 | 25.0 | 18.8/23.0 | 64.1/78.3 | 056 | 056 | 056 | 056 |
| | | | CRHEATER280A00 | 50.0 | 37.6/45.9 | 128.1/156.7 | 056 | 056 | 056 | 056 |
| | | | CRHEATER281A00 | 75.0 | 56.3/68.9 | 192.2/235.0 | 056 | 056 | 056 | 056 |
| | | MED - High Efficiency | CRHEATER279A00 | 25.0 | 18.8/23.0 | 64.1/78.3 | 056 | 056 | 056 | 056 |
| | | | CRHEATER280A00 | 50.0 | 37.6/45.9 | 128.1/156.7 | 056 | 056 | 056 | 056 |
| | | | CRHEATER281A00 | 75.0 | 56.3/68.9 | 192.2/235.0 | 056 | 056 | 056 | 056 |
| | | HIGH - High Efficiency | CRHEATER279A00 | 25.0 | 18.8/23.0 | 64.1/78.3 | 056 | 056 | 056 | 056 |
| | | | CRHEATER280A00 | 50.0 | 37.6/45.9 | 128.1/156.7 | 056 | 056 | 056 | 056 |
| | | | CRHEATER281A00 | 75.0 | 56.3/68.9 | 192.2/235.0 | 056 | 056 | 056 | 056 |
| | 460-3-60 | STD | CRHEATER282A00 | 25.0 | 23.0 | 78.3 | 057 | 057 | 057 | 057 |
| | | | CRHEATER283A00 | 50.0 | 45.9 | 156.7 | 057 | 057 | 057 | 057 |
| | | | CRHEATER284A00 | 75.0 | 68.9 | 235.0 | 057 | 057 | 057 | 057 |
| | | MED - High Efficiency | CRHEATER282A00 | 25.0 | 23.0 | 78.3 | 057 | 057 | 057 | 057 |
| | | | CRHEATER283A00 | 50.0 | 45.9 | 156.7 | 057 | 057 | 057 | 057 |
| | | | CRHEATER284A00 | 75.0 | 68.9 | 235.0 | 057 | 057 | 057 | 057 |
| | | HIGH - High Efficiency | CRHEATER282A00 | 25.0 | 23.0 | 78.3 | 057 | 057 | 057 | 057 |
| | | | CRHEATER283A00 | 50.0 | 45.9 | 156.7 | 057 | 057 | 057 | 057 |
| | | | CRHEATER284A00 | 75.0 | 68.9 | 235.0 | 057 | 057 | 057 | 057 |
| | 575-3-60 | STD | CRHEATER285A00 | 24.8 | 22.8 | 77.7 | — | 057 | — | 057 |
| | | | CRHEATER286A00 | 49.6 | 45.6 | 155.4 | — | 057 | 057 | 057 |
| | | | CRHEATER287A00 | 74.4 | 68.3 | 233.1 | 057 | 057 | 057 | 057 |
| | | MED - High Efficiency | CRHEATER285A00 | 24.8 | 22.8 | 77.7 | — | 057 | — | 057 |
| | | | CRHEATER286A00 | 49.6 | 45.6 | 155.4 | 057 | 057 | 057 | 057 |
| | | | CRHEATER287A00 | 74.4 | 68.3 | 233.1 | 057 | 057 | 057 | 057 |
| HIGH - High Efficiency | | CRHEATER285A00 | 24.8 | 22.8 | 77.7 | 057 | 057 | 057 | 057 | |
| | | CRHEATER286A00 | 49.6 | 45.6 | 155.4 | 057 | 057 | 057 | 057 | |
| | | CRHEATER287A00 | 74.4 | 68.3 | 233.1 | 057 | 057 | 057 | 057 | |

See Legend and Notes on page 87.



50TC ELECTRIC HEAT DATA — TWO SPEED MOTOR — 15 to 27.5 TONS

| 50TC-* UNIT | NOM. V-PH- HZ | IFM TYPE | ELECTRIC HEATER PART NUMBER | NOMINAL (kW) | APPLICATION (kW) | APPLICATION OUTPUT (MBH) | SINGLE POINT OR JUNCTION KIT PART NUMBER | | | | |
|----------------|---------------------|--------------|-----------------------------------|-----------------|---------------------|--------------------------------|---------------------------------------------|---------------------------------|--------------|---------------------------------|-----|
| | | | | | | | NO CO OR UNPWR CO | | WITH PWRD CO | | |
| | | | | | | | NO P.E. | WITH P.E. (PWRD FR/ UNIT) | NO P.E. | WITH P.E. (PWRD FR/ UNIT) | |
| 17 | 208/230-3-60 | STD | CRHEATER279A00 | 25.0 | 18.8/23.0 | 64.1/78.3 | — | — | — | — | |
| | | | CRHEATER280A00 | 50.0 | 37.6/45.9 | 128.1/156.7 | 056 | 056 | 056 | 056 | |
| | | | CRHEATER281A00 | 75.0 | 56.3/68.9 | 192.2/235.0 | 056 | 056 | 056 | 056 | |
| | | MED | CRHEATER279A00 | 25.0 | 18.8/23.0 | 64.1/78.3 | — | — | — | — | |
| | | | CRHEATER280A00 | 50.0 | 37.6/45.9 | 128.1/156.7 | 056 | 056 | 056 | 056 | |
| | | | CRHEATER281A00 | 75.0 | 56.3/68.9 | 192.2/235.0 | 056 | 056 | 056 | 056 | |
| | | HIGH | CRHEATER279A00 | 25.0 | 18.8/23.0 | 64.1/78.3 | — | — | — | — | |
| | | | CRHEATER280A00 | 50.0 | 37.6/45.9 | 128.1/156.7 | 056 | 056 | 056 | 056 | |
| | | | CRHEATER281A00 | 75.0 | 56.3/68.9 | 192.2/235.0 | 056 | 056 | 056 | 056 | |
| | 460-3-60 | STD | CRHEATER282A00 | 25.0 | 23.0 | 78.3 | — | — | — | — | |
| | | | CRHEATER283A00 | 50.0 | 45.9 | 156.7 | — | 057 | 057 | 057 | |
| | | | CRHEATER284A00 | 75.0 | 68.9 | 235.0 | 057 | 057 | 057 | 057 | |
| | | MED | CRHEATER282A00 | 25.0 | 23.0 | 78.3 | — | — | — | — | |
| | | | CRHEATER283A00 | 50.0 | 45.9 | 156.7 | 057 | 057 | 057 | 057 | |
| | | | CRHEATER284A00 | 75.0 | 68.9 | 235.0 | 057 | 057 | 057 | 057 | |
| | | HIGH | CRHEATER282A00 | 25.0 | 23.0 | 78.3 | — | — | — | — | |
| | | | CRHEATER283A00 | 50.0 | 45.9 | 156.7 | 057 | 057 | 057 | 057 | |
| | | | CRHEATER284A00 | 75.0 | 68.9 | 235.0 | 057 | 057 | 057 | 057 | |
| | 575-3-60 | STD | CRHEATER285A00 | 24.8 | 22.8 | 77.7 | — | — | — | — | |
| | | | CRHEATER286A00 | 49.6 | 45.6 | 155.4 | — | 057 | — | 057 | |
| | | | CRHEATER287A00 | 74.4 | 68.3 | 233.1 | 057 | 057 | 057 | 057 | |
| | | MED | CRHEATER285A00 | 24.8 | 22.8 | 77.7 | — | — | — | — | |
| | | | CRHEATER286A00 | 49.6 | 45.6 | 155.4 | — | 057 | — | 057 | |
| | | | CRHEATER287A00 | 74.4 | 68.3 | 233.1 | 057 | 057 | 057 | 057 | |
| | | HIGH | CRHEATER285A00 | 24.8 | 22.8 | 77.7 | — | — | — | — | |
| | | | CRHEATER286A00 | 49.6 | 45.6 | 155.4 | — | 057 | — | 057 | |
| | | | CRHEATER287A00 | 74.4 | 68.3 | 233.1 | 057 | 057 | 057 | 057 | |
| | 20 | 208/230-3-60 | STD | CRHEATER279A00 | 25.0 | 18.8/23.0 | 64.1/78.3 | — | — | — | — |
| | | | | CRHEATER280A00 | 50.0 | 37.6/45.9 | 128.1/156.7 | 056 | 056 | 056 | 056 |
| | | | | CRHEATER281A00 | 75.0 | 56.3/68.9 | 192.2/235.0 | 056 | 056 | 056 | 056 |
| | | | MED | CRHEATER279A00 | 25.0 | 18.8/23.0 | 64.1/78.3 | — | — | — | — |
| | | | | CRHEATER280A00 | 50.0 | 37.6/45.9 | 128.1/156.7 | 056 | 056 | 056 | 056 |
| | | | | CRHEATER281A00 | 75.0 | 56.3/68.9 | 192.2/235.0 | 056 | 056 | 056 | 056 |
| | | | HIGH | CRHEATER279A00 | 25.0 | 18.8/23.0 | 64.1/78.3 | — | — | — | — |
| | | | | CRHEATER280A00 | 50.0 | 37.6/45.9 | 128.1/156.7 | 056 | 056 | 056 | 056 |
| | | | | CRHEATER281A00 | 75.0 | 56.3/68.9 | 192.2/235.0 | 056 | 056 | 056 | 056 |
| 460-3-60 | | STD | CRHEATER282A00 | 25.0 | 23.0 | 78.3 | — | — | — | — | |
| | | | CRHEATER283A00 | 50.0 | 45.9 | 156.7 | 057 | 057 | 057 | 057 | |
| | | | CRHEATER284A00 | 75.0 | 68.9 | 235.0 | 057 | 057 | 057 | 057 | |
| | | MED | CRHEATER282A00 | 25.0 | 23.0 | 78.3 | — | — | — | — | |
| | | | CRHEATER283A00 | 50.0 | 45.9 | 156.7 | 057 | 057 | 057 | 057 | |
| | | | CRHEATER284A00 | 75.0 | 68.9 | 235.0 | 057 | 057 | 057 | 057 | |
| | | HIGH | CRHEATER282A00 | 25.0 | 23.0 | 78.3 | — | — | — | — | |
| | | | CRHEATER283A00 | 50.0 | 45.9 | 156.7 | 057 | 057 | 057 | 057 | |
| | | | CRHEATER284A00 | 75.0 | 68.9 | 235.0 | 057 | 057 | 057 | 057 | |
| 575-3-60 | | STD | CRHEATER285A00 | 24.8 | 22.8 | 77.7 | — | — | — | — | |
| | | | CRHEATER286A00 | 49.6 | 45.6 | 155.4 | — | 057 | — | 057 | |
| | | | CRHEATER287A00 | 74.4 | 68.3 | 233.1 | 057 | 057 | 057 | 057 | |
| | | MED | CRHEATER285A00 | 24.8 | 22.8 | 77.7 | — | — | — | — | |
| | | | CRHEATER286A00 | 49.6 | 45.6 | 155.4 | — | 057 | — | 057 | |
| | | | CRHEATER287A00 | 74.4 | 68.3 | 233.1 | 057 | 057 | 057 | 057 | |
| | | HIGH | CRHEATER285A00 | 24.8 | 22.8 | 77.7 | — | — | — | — | |
| | | | CRHEATER286A00 | 49.6 | 45.6 | 155.4 | — | 057 | 057 | 057 | |
| | | | CRHEATER287A00 | 74.4 | 68.3 | 233.1 | 057 | 057 | 057 | 057 | |

Electrical data (cont)



50TC ELECTRIC HEAT DATA — TWO SPEED MOTOR — 15 to 27.5 TONS (cont)

| 50TC-* UNIT | NOM. V-PH- HZ | IFM TYPE | ELECTRIC HEATER PART NUMBER | NOMINAL (kW) | APPLICATION (kW) | APPLICATION OUTPUT (MBH) | SINGLE POINT OR JUNCTION KIT PART NUMBER | | | |
|----------------|---------------------|-------------|-----------------------------------|-----------------|---------------------|--------------------------------|---------------------------------------------|---------------------------------|--------------|---------------------------------|
| | | | | | | | NO CO OR UNPWR CO | | WITH PWRD CO | |
| | | | | | | | NO P.E. | WITH P.E. (PWRD FR/ UNIT) | NO P.E. | WITH P.E. (PWRD FR/ UNIT) |
| 24 | 208/230-3-60 | STD | CRHEATER279A00 | 25.0 | 18.8/23.0 | 64.1/78.3 | 056 | 056 | 056 | 056 |
| | | | CRHEATER280A00 | 50.0 | 37.6/45.9 | 128.1/156.7 | 056 | 056 | 056 | 056 |
| | | | CRHEATER281A00 | 75.0 | 56.3/68.9 | 192.2/235.0 | 056 | 056 | 056 | 056 |
| | | MED | CRHEATER279A00 | 25.0 | 18.8/23.0 | 64.1/78.3 | 056 | 056 | 056 | 056 |
| | | | CRHEATER280A00 | 50.0 | 37.6/45.9 | 128.1/156.7 | 056 | 056 | 056 | 056 |
| | | | CRHEATER281A00 | 75.0 | 56.3/68.9 | 192.2/235.0 | 056 | 056 | 056 | 056 |
| | | HIGH | CRHEATER279A00 | 25.0 | 18.8/23.0 | 64.1/78.3 | 056 | 056 | 056 | 056 |
| | | | CRHEATER280A00 | 50.0 | 37.6/45.9 | 128.1/156.7 | 056 | 056 | 056 | 056 |
| | | | CRHEATER281A00 | 75.0 | 56.3/68.9 | 192.2/235.0 | 056 | 056 | 056 | 056 |
| | 460-3-60 | STD | CRHEATER282A00 | 25.0 | 23.0 | 78.3 | — | — | — | — |
| | | | CRHEATER283A00 | 50.0 | 45.9 | 156.7 | 057 | 057 | 057 | 057 |
| | | | CRHEATER284A00 | 75.0 | 68.9 | 235.0 | 057 | 057 | 057 | 057 |
| | | MED | CRHEATER282A00 | 25.0 | 23.0 | 78.3 | — | — | — | — |
| | | | CRHEATER283A00 | 50.0 | 45.9 | 156.7 | 057 | 057 | 057 | 057 |
| | | | CRHEATER284A00 | 75.0 | 68.9 | 235.0 | 057 | 057 | 057 | 057 |
| | | HIGH | CRHEATER282A00 | 25.0 | 23.0 | 78.3 | — | 057 | — | 057 |
| | | | CRHEATER283A00 | 50.0 | 45.9 | 156.7 | 057 | 057 | 057 | 057 |
| | | | CRHEATER284A00 | 75.0 | 68.9 | 235.0 | 057 | 057 | 057 | 057 |
| | 575-3-60 | STD | CRHEATER285A00 | 24.8 | 22.8 | 77.7 | — | — | — | — |
| | | | CRHEATER286A00 | 49.6 | 45.6 | 155.4 | — | 057 | — | 057 |
| | | | CRHEATER287A00 | 74.4 | 68.3 | 233.1 | 057 | 057 | 057 | 057 |
| | | MED | CRHEATER285A00 | 24.8 | 22.8 | 77.7 | — | — | — | — |
| | | | CRHEATER286A00 | 49.6 | 45.6 | 155.4 | — | 057 | 057 | 057 |
| | | | CRHEATER287A00 | 74.4 | 68.3 | 233.1 | 057 | 057 | 057 | 057 |
| | | HIGH | CRHEATER285A00 | 24.8 | 22.8 | 77.7 | — | — | — | — |
| | | | CRHEATER286A00 | 49.6 | 45.6 | 155.4 | 057 | 057 | 057 | 057 |
| | | | CRHEATER287A00 | 74.4 | 68.3 | 233.1 | 057 | 057 | 057 | 057 |
| 28 | 208/230-3-60 | STD | CRHEATER279A00 | 25.0 | 18.8/23.0 | 64.1/78.3 | 056 | 056 | 056 | 056 |
| | | | CRHEATER280A00 | 50.0 | 37.6/45.9 | 128.1/156.7 | 056 | 056 | 056 | 056 |
| | | | CRHEATER281A00 | 75.0 | 56.3/68.9 | 192.2/235.0 | 056 | 056 | 056 | 056 |
| | | MED | CRHEATER279A00 | 25.0 | 18.8/23.0 | 64.1/78.3 | 056 | 056 | 056 | 056 |
| | | | CRHEATER280A00 | 50.0 | 37.6/45.9 | 128.1/156.7 | 056 | 056 | 056 | 056 |
| | | | CRHEATER281A00 | 75.0 | 56.3/68.9 | 192.2/235.0 | 056 | 056 | 056 | 056 |
| | | HIGH | CRHEATER279A00 | 25.0 | 18.8/23.0 | 64.1/78.3 | 056 | 056 | 056 | 056 |
| | | | CRHEATER280A00 | 50.0 | 37.6/45.9 | 128.1/156.7 | 056 | 056 | 056 | 056 |
| | | | CRHEATER281A00 | 75.0 | 56.3/68.9 | 192.2/235.0 | 056 | 056 | 056 | 056 |
| | 460-3-60 | STD | CRHEATER282A00 | 25.0 | 23.0 | 78.3 | — | — | — | — |
| | | | CRHEATER283A00 | 50.0 | 45.9 | 156.7 | 057 | 057 | 057 | 057 |
| | | | CRHEATER284A00 | 75.0 | 68.9 | 235.0 | 057 | 057 | 057 | 057 |
| | | MED | CRHEATER282A00 | 25.0 | 23.0 | 78.3 | — | — | — | 057 |
| | | | CRHEATER283A00 | 50.0 | 45.9 | 156.7 | 057 | 057 | 057 | 057 |
| | | | CRHEATER284A00 | 75.0 | 68.9 | 235.0 | 057 | 057 | 057 | 057 |
| | | HIGH | CRHEATER282A00 | 25.0 | 23.0 | 78.3 | — | 057 | 057 | 057 |
| | | | CRHEATER283A00 | 50.0 | 45.9 | 156.7 | 057 | 057 | 057 | 057 |
| | | | CRHEATER284A00 | 75.0 | 68.9 | 235.0 | 057 | 057 | 057 | 057 |
| | 575-3-60 | STD | CRHEATER285A00 | 24.8 | 22.8 | 77.7 | — | — | — | — |
| | | | CRHEATER286A00 | 49.6 | 45.6 | 155.4 | — | 057 | — | 057 |
| | | | CRHEATER287A00 | 74.4 | 68.3 | 233.1 | 057 | 057 | 057 | 057 |
| | | MED | CRHEATER285A00 | 24.8 | 22.8 | 77.7 | — | — | — | — |
| | | | CRHEATER286A00 | 49.6 | 45.6 | 155.4 | — | 057 | 057 | 057 |
| | | | CRHEATER287A00 | 74.4 | 68.3 | 233.1 | 057 | 057 | 057 | 057 |
| | | HIGH | CRHEATER285A00 | 24.8 | 22.8 | 77.7 | — | — | — | — |
| | | | CRHEATER286A00 | 49.6 | 45.6 | 155.4 | 057 | 057 | 057 | 057 |
| | | | CRHEATER287A00 | 74.4 | 68.3 | 233.1 | 057 | 057 | 057 | 057 |


Electrical data (cont)



50TC ELECTRIC HEAT DATA — TWO SPEED MOTOR — 15 to 27.5 TONS (cont)

| 50TC-* UNIT | NOM. V-PH- HZ | IFM TYPE | ELECTRIC HEATER PART NUMBER | NOMINAL (kW) | APPLICATION (kW) | APPLICATION OUTPUT (MBH) | SINGLE POINT OR JUNCTION KIT PART NUMBER | | | |
|----------------|---------------------|-------------|-----------------------------------|-----------------|---------------------|--------------------------------|---------------------------------------------|---------------------------------|--------------|---------------------------------|
| | | | | | | | NO CO OR UNPWR CO | | WITH PWRD CO | |
| | | | | | | | NO P.E. | WITH P.E. (PWRD FR/ UNIT) | NO P.E. | WITH P.E. (PWRD FR/ UNIT) |
| 30 | 208/230-3-60 | STD | CRHEATER279A00 | 25.0 | 18.8/23.0 | 64.1/78.3 | 056 | 056 | 056 | 056 |
| | | | CRHEATER280A00 | 50.0 | 37.6/45.9 | 128.1/156.7 | 056 | 056 | 056 | 056 |
| | | | CRHEATER281A00 | 75.0 | 56.3/68.9 | 192.2/235.0 | 056 | 056 | 056 | 056 |
| | | MED | CRHEATER279A00 | 25.0 | 18.8/23.0 | 64.1/78.3 | 056 | 056 | 056 | 056 |
| | | | CRHEATER280A00 | 50.0 | 37.6/45.9 | 128.1/156.7 | 056 | 056 | 056 | 056 |
| | | | CRHEATER281A00 | 75.0 | 56.3/68.9 | 192.2/235.0 | 056 | 056 | 056 | 056 |
| | | HIGH | CRHEATER279A00 | 25.0 | 18.8/23.0 | 64.1/78.3 | 056 | 056 | 056 | 056 |
| | | | CRHEATER280A00 | 50.0 | 37.6/45.9 | 128.1/156.7 | 056 | 056 | 056 | 056 |
| | | | CRHEATER281A00 | 75.0 | 56.3/68.9 | 192.2/235.0 | 056 | 056 | 056 | 056 |
| | 460-3-60 | STD | CRHEATER282A00 | 25.0 | 23.0 | 78.3 | 057 | 057 | 057 | 057 |
| | | | CRHEATER283A00 | 50.0 | 45.9 | 156.7 | 057 | 057 | 057 | 057 |
| | | | CRHEATER284A00 | 75.0 | 68.9 | 235.0 | 057 | 057 | 057 | 057 |
| | | MED | CRHEATER282A00 | 25.0 | 23.0 | 78.3 | 057 | 057 | 057 | 057 |
| | | | CRHEATER283A00 | 50.0 | 45.9 | 156.7 | 057 | 057 | 057 | 057 |
| | | | CRHEATER284A00 | 75.0 | 68.9 | 235.0 | 057 | 057 | 057 | 057 |
| | | HIGH | CRHEATER282A00 | 25.0 | 23.0 | 78.3 | 057 | 057 | 057 | 057 |
| | | | CRHEATER283A00 | 50.0 | 45.9 | 156.7 | 057 | 057 | 057 | 057 |
| | | | CRHEATER284A00 | 75.0 | 68.9 | 235.0 | 057 | 057 | 057 | 057 |
| | 575-3-60 | STD | CRHEATER285A00 | 24.8 | 22.8 | 77.7 | — | 057 | — | 057 |
| | | | CRHEATER286A00 | 49.6 | 45.6 | 155.4 | — | 057 | 057 | 057 |
| | | | CRHEATER287A00 | 74.4 | 68.3 | 233.1 | 057 | 057 | 057 | 057 |
| | | MED | CRHEATER285A00 | 24.8 | 22.8 | 77.7 | — | 057 | — | 057 |
| | | | CRHEATER286A00 | 49.6 | 45.6 | 155.4 | 057 | 057 | 057 | 057 |
| | | | CRHEATER287A00 | 74.4 | 68.3 | 233.1 | 057 | 057 | 057 | 057 |
| | | HIGH | CRHEATER285A00 | 24.8 | 22.8 | 77.7 | 057 | 057 | 057 | 057 |
| | | | CRHEATER286A00 | 49.6 | 45.6 | 155.4 | 057 | 057 | 057 | 057 |
| | | | CRHEATER287A00 | 74.4 | 68.3 | 233.1 | 057 | 057 | 057 | 057 |

See Legend and Notes on page 87.



UNIT WIRE/FUSE OR HACR BREAKER SIZING DATA - SINGLE-SPEED INDOOR FAN MOTOR, 15 TONS

| 50TC-* UNIT | NOM. V-PH- HZ | IFM TYPE | ELECTRIC HEATER | | | NO C.O. OR UNPWR C.O. | | | | | | | |
|----------------|---------------------|-------------|-----------------------------|-------------|-------------|-----------------------|-----------------------------------|------------|---------|-------------------------|-----------------------------------|------------|---------|
| | | | PART NUMBER CRHEATER* | NOM (kW) | FLA | NO P.E. | | | | W/ P.E. (PWRD FR/ UNIT) | | | |
| | | | | | | MCA | MAX FUSE OR HACR BRKR | DISC. SIZE | | MCA | MAX FUSE OR HACR BRKR | DISC. SIZE | |
| | | | | | | | | FLA | LRA | | | FLA | LRA |
| 17 | 208/230-3-60 | STD | NONE | — | — | 78.0/77.9 | 100/100 | 81/81 | 515 | 89.8/89.7 | 100/100 | 95/95 | 535 |
| | | | 279A00 | 18.8/25.0 | 52.1/60.1 | 78.0/85.5 | 100/100 | 81/81 | 515/515 | 90.4/100.3 | 100/110 | 95/95 | 535/535 |
| | | | 280A00 | 37.6/50.0 | 104.2/120.3 | 140.8/130.7 | 150/150 | 129/148 | 515/515 | 155.5/145.4 | 175/175 | 143/161 | 535/535 |
| | | | 281A00 | 56.3/75.0 | 156.4/180.4 | 166.9/190.8 | 200/200 | 190/217 | 515/515 | 181.7/205.5 | 200/225 | 203/231 | 535/535 |
| | | MED | NONE | — | — | 80.2 | 100 | 84 | 529 | 92.0 | 100 | 97 | 549 |
| | | | 279A00 | 18.8/25.0 | 52.1/60.1 | 80.2/88.4 | 100/100 | 84/84 | 529/529 | 93.1/103.1 | 100/110 | 97/97 | 549/549 |
| | | | 280A00 | 37.6/50.0 | 104.2/120.3 | 143.5/133.6 | 150/150 | 132/151 | 529/529 | 158.3/148.3 | 175/175 | 146/164 | 549/549 |
| | | | 281A00 | 56.3/75.0 | 156.4/180.4 | 169.7/193.7 | 200/225 | 192/220 | 529/529 | 184.4/208.4 | 200/225 | 206/233 | 549/549 |
| | | HIGH | NONE | — | — | 83.2/82.3 | 100/100 | 87/86 | 531 | 95.0/94.1 | 110/110 | 101/100 | 551 |
| | | | 279A00 | 18.8/25.0 | 52.1/60.1 | 83.2/91.0 | 100/100 | 87/86 | 531/531 | 96.9/105.8 | 110/110 | 101/100 | 551/551 |
| | | | 280A00 | 37.6/50.0 | 104.2/120.3 | 147.3/136.2 | 150/150 | 135/153 | 531/531 | 162.0/150.9 | 175/175 | 149/167 | 551/551 |
| | | | 281A00 | 56.3/75.0 | 156.4/180.4 | 173.4/196.3 | 200/225 | 196/222 | 531/531 | 188.2/211.0 | 200/225 | 209/236 | 551/551 |
| | 460-3-60 | STD | NONE | — | — | 40.0 | 50 | 42 | 267 | 46.2 | 60 | 49 | 279 |
| | | | 282A00 | 25.0 | 30.1 | 42.9 | 50 | 42 | 267 | 50.6 | 60 | 49 | 279 |
| | | | 283A00 | 50.0 | 60.1 | 65.4 | 70 | 74 | 267 | 73.1 | 80 | 81 | 279 |
| | | | 284A00 | 75.0 | 90.2 | 95.5 | 100 | 109 | 267 | 103.2 | 110 | 116 | 279 |
| | | MED | NONE | — | — | 41.1 | 50 | 43 | 274 | 47.3 | 60 | 50 | 286 |
| | | | 282A00 | 25.0 | 30.1 | 44.3 | 50 | 43 | 274 | 52.0 | 60 | 50 | 286 |
| | | | 283A00 | 50.0 | 60.1 | 66.7 | 80 | 75 | 274 | 74.5 | 80 | 82 | 286 |
| | | | 284A00 | 75.0 | 90.2 | 96.8 | 100 | 110 | 274 | 104.6 | 110 | 117 | 286 |
| | | HIGH | NONE | — | — | 42.2 | 50 | 44 | 275 | 48.4 | 60 | 51 | 287 |
| | | | 282A00 | 25.0 | 30.1 | 45.6 | 50 | 44 | 275 | 53.4 | 60 | 51 | 287 |
| | | | 283A00 | 50.0 | 60.1 | 68.1 | 80 | 76 | 275 | 75.9 | 80 | 84 | 287 |
| | | | 284A00 | 75.0 | 90.2 | 98.2 | 100 | 111 | 275 | 106.0 | 125 | 118 | 287 |
| | 575-3-60 | STD | NONE | — | — | 31.2 | 40 | 32 | 202 | 36.0 | 45 | 38 | 210 |
| | | | 285A00 | 24.8 | 23.9 | 33.4 | 40 | 32 | 202 | 39.4 | 45 | 38 | 210 |
| | | | 286A00 | 49.6 | 47.7 | 63.1 | 70 | 58 | 202 | 69.1 | 70 | 64 | 210 |
| | | | 287A00 | 74.4 | 71.6 | 75.1 | 80 | 86 | 202 | 81.1 | 90 | 91 | 210 |
| | | MED | NONE | — | — | 31.2 | 40 | 32 | 202 | 36.0 | 45 | 38 | 210 |
| | | | 285A00 | 24.8 | 23.9 | 33.4 | 40 | 32 | 202 | 39.4 | 45 | 38 | 210 |
| | | | 286A00 | 49.6 | 47.7 | 63.1 | 70 | 58 | 202 | 69.1 | 70 | 64 | 210 |
| | | | 287A00 | 74.4 | 71.6 | 75.1 | 80 | 86 | 202 | 81.1 | 90 | 91 | 210 |
| | | HIGH | NONE | — | — | 34.0 | 45 | 36 | 216 | 38.8 | 50 | 41 | 224 |
| | | | 285A00 | 24.8 | 23.9 | 36.9 | 45 | 36 | 216 | 42.9 | 50 | 41 | 224 |
| | | | 286A00 | 49.6 | 47.7 | 66.6 | 70 | 61 | 216 | 72.6 | 80 | 67 | 224 |
| | | | 287A00 | 74.4 | 71.6 | 78.6 | 90 | 89 | 216 | 84.6 | 90 | 94 | 224 |

See Legend and Notes on page 87.

Electrical data (cont)



UNIT WIRE/FUSE OR HACR BREAKER SIZING DATA - SINGLE-SPEED INDOOR FAN MOTOR, 15 TONS (cont)

| 50TC-* UNIT | NOM. V-PH- HZ | IFM TYPE | ELECTRIC HEATER | | | WITH PWRD C.O. | | | | | | | |
|----------------|---------------------|-------------|-----------------------------|-------------|-------------|----------------|-----------------------------------|------------|-------------------------|-------------|-----------------------------------|------------|---------|
| | | | PART NUMBER CRHEATER* | NOM (kW) | FLA | NO P.E. | | | W/ P.E. (PWRD FR/ UNIT) | | | | |
| | | | | | | MCA | MAX FUSE OR HACR BRKR | DISC. SIZE | | MCA | MAX FUSE OR HACR BRKR | DISC. SIZE | |
| | | | | | | | | FLA | LRA | | | FLA | LRA |
| 17 | 208/230-3-60 | STD | NONE | — | — | 82.8/82.7 | 100/100 | 87/87 | 520 | 94.6/94.5 | 110/110 | 100/100 | 540 |
| | | | 279A00 | 18.8/25.0 | 52.1/60.1 | 82.8/91.5 | 100/100 | 87/87 | 520/520 | 96.4/106.3 | 110/110 | 100/100 | 540/540 |
| | | | 280A00 | 37.6/50.0 | 104.2/120.3 | 146.8/136.7 | 150/150 | 135/153 | 520/520 | 161.5/151.4 | 175/175 | 149/167 | 540/540 |
| | | | 281A00 | 56.3/75.0 | 156.4/180.4 | 172.9/196.8 | 200/225 | 195/223 | 520/520 | 187.7/211.5 | 200/225 | 209/236 | 540/540 |
| | | MED | NONE | — | — | 85.0 | 100 | 89 | 534 | 96.8 | 125 | 103 | 554 |
| | | | 279A00 | 18.8/25.0 | 52.1/60.1 | 85.0/94.4 | 100/100 | 89/89 | 534/534 | 99.1/109.1 | 125/125 | 103/103 | 554/554 |
| | | | 280A00 | 37.6/50.0 | 104.2/120.3 | 149.5/139.6 | 150/150 | 138/156 | 534/534 | 164.3/154.3 | 175/175 | 151/170 | 554/554 |
| | | | 281A00 | 56.3/75.0 | 156.4/180.4 | 175.7/199.7 | 200/225 | 198/225 | 534/534 | 190.4/214.4 | 200/225 | 211/239 | 554/554 |
| | | HIGH | NONE | — | — | 88.0/87.1 | 100/100 | 93/92 | 536 | 99.8/98.9 | 125/125 | 106/105 | 556 |
| | | | 279A00 | 18.8/25.0 | 52.1/60.1 | 88.1/97.0 | 100/100 | 93/92 | 536/536 | 102.9/111.8 | 125/125 | 106/105 | 556/556 |
| | | | 280A00 | 37.6/50.0 | 104.2/120.3 | 153.3/142.2 | 175/175 | 141/158 | 536/536 | 168.0/156.9 | 175/175 | 155/172 | 556/556 |
| | | | 281A00 | 56.3/75.0 | 156.4/180.4 | 179.4/202.3 | 200/225 | 201/228 | 536/536 | 194.2/217.0 | 200/250 | 215/241 | 556/556 |
| | 460-3-60 | STD | NONE | — | — | 42.2 | 50 | 44 | 269 | 48.4 | 60 | 51 | 281 |
| | | | 282A00 | 25.0 | 30.1 | 45.6 | 50 | 44 | 269 | 53.4 | 60 | 51 | 281 |
| | | | 283A00 | 50.0 | 60.1 | 68.1 | 80 | 76 | 269 | 75.9 | 80 | 84 | 281 |
| | | | 284A00 | 75.0 | 90.2 | 98.2 | 100 | 111 | 269 | 106.0 | 110 | 118 | 281 |
| | | MED | NONE | — | — | 43.3 | 50 | 46 | 276 | 49.5 | 60 | 53 | 288 |
| | | | 282A00 | 25.0 | 30.1 | 47.0 | 50 | 46 | 276 | 54.8 | 60 | 53 | 288 |
| | | | 283A00 | 50.0 | 60.1 | 69.5 | 80 | 78 | 276 | 77.2 | 80 | 85 | 288 |
| | | | 284A00 | 75.0 | 90.2 | 99.6 | 110 | 112 | 276 | 107.3 | 125 | 119 | 288 |
| | | HIGH | NONE | — | — | 44.4 | 50 | 47 | 277 | 50.6 | 60 | 54 | 289 |
| | | | 282A00 | 25.0 | 30.1 | 48.4 | 50 | 47 | 277 | 56.1 | 60 | 54 | 289 |
| | | | 283A00 | 50.0 | 60.1 | 70.9 | 80 | 79 | 277 | 78.6 | 80 | 86 | 289 |
| | | | 284A00 | 75.0 | 90.2 | 101.0 | 110 | 114 | 277 | 108.7 | 125 | 121 | 289 |
| | 575-3-60 | STD | NONE | — | — | 32.9 | 45 | 34 | 204 | 37.7 | 45 | 40 | 212 |
| | | | 285A00 | 24.8 | 23.9 | 35.5 | 45 | 34 | 204 | 41.5 | 45 | 40 | 212 |
| | | | 286A00 | 49.6 | 47.7 | 65.3 | 70 | 60 | 204 | 71.3 | 80 | 66 | 212 |
| | | | 287A00 | 74.4 | 71.6 | 77.2 | 80 | 88 | 204 | 83.2 | 90 | 93 | 212 |
| | | MED | NONE | — | — | 32.9 | 45 | 34 | 204 | 37.7 | 45 | 40 | 212 |
| | | | 285A00 | 24.8 | 23.9 | 35.5 | 45 | 34 | 204 | 41.5 | 45 | 40 | 212 |
| | | | 286A00 | 49.6 | 47.7 | 65.3 | 70 | 60 | 204 | 71.3 | 80 | 66 | 212 |
| | | | 287A00 | 74.4 | 71.6 | 77.2 | 80 | 88 | 204 | 83.2 | 90 | 93 | 212 |
| | | HIGH | NONE | — | — | 35.7 | 45 | 37 | 218 | 40.5 | 50 | 43 | 226 |
| | | | 285A00 | 24.8 | 23.9 | 39.0 | 45 | 37 | 218 | 45.0 | 50 | 43 | 226 |
| | | | 286A00 | 49.6 | 47.7 | 68.8 | 70 | 63 | 218 | 74.8 | 80 | 69 | 226 |
| | | | 287A00 | 74.4 | 71.6 | 80.7 | 90 | 91 | 218 | 86.7 | 90 | 96 | 226 |

See Legend and Notes on page 87.

UNIT WIRE/FUSE OR HACR BREAKER SIZING DATA - SINGLE-SPEED INDOOR FAN MOTOR, 17.5 TONS

| 50TC* UNIT | NOM. V-PH-HZ | IFM TYPE | ELECTRIC HEATER | | | NO C.O. OR UNPWR C.O. | | | | | | | |
|------------------------------|-----------------|------------------------------|-----------------------------|-------------|-------------|-----------------------|-----------------------------------|------------|---------|-------------------------|-----------------------------------|------------|---------|
| | | | PART NUMBER CRHEATER* | NOM (kW) | FLA | NO P.E. | | | | W/ P.E. (PWRD FR/ UNIT) | | | |
| | | | | | | MCA | MAX FUSE OR HACR BRKR | DISC. SIZE | | MCA | MAX FUSE OR HACR BRKR | DISC. SIZE | |
| FLA | LRA | FLA | LRA | | | | | | | | | | |
| 20 | 208/230-3-60 | STD | NONE | — | — | 80.2 | 100 | 84 | 529 | 92.0 | 100 | 97 | 549 |
| | | | 279A00 | 18.8/25.0 | 52.1/60.1 | 80.2/88.4 | 100/100 | 84/84 | 529/529 | 93.1/103.1 | 100/110 | 97/97 | 549/549 |
| | | | 280A00 | 37.6/50.0 | 104.2/120.3 | 143.5/133.6 | 150/150 | 132/151 | 529/529 | 158.3/148.3 | 175/175 | 146/164 | 549/549 |
| | | | 281A00 | 56.3/75.0 | 156.4/180.4 | 169.7/193.7 | 200/225 | 192/220 | 529/529 | 184.4/208.4 | 200/225 | 206/233 | 549/549 |
| | | MED | NONE | — | — | 86.7 | 100 | 91 | 527 | 98.5 | 125 | 105 | 547 |
| | | | 279A00 | 18.8/25.0 | 52.1/60.1 | 86.7/96.5 | 100/100 | 91/91 | 527/527 | 101.3/111.3 | 125/125 | 105/105 | 547/547 |
| | | | 280A00 | 37.6/50.0 | 104.2/120.3 | 151.6/141.7 | 175/175 | 139/158 | 527/527 | 166.4/156.4 | 175/175 | 153/172 | 547/547 |
| | | | 281A00 | 56.3/75.0 | 156.4/180.4 | 177.8/201.8 | 200/225 | 200/227 | 527/527 | 192.5/216.5 | 200/250 | 213/241 | 547/547 |
| | | HIGH - High Efficiency | NONE | — | — | 86.7 | 100 | 91 | 527 | 98.5 | 125 | 105 | 547 |
| | | | 279A00 | 18.8/25.0 | 52.1/60.1 | 86.7/96.5 | 100/100 | 91/91 | 527/527 | 101.3/111.3 | 125/125 | 105/105 | 547/547 |
| | | | 280A00 | 37.6/50.0 | 104.2/120.3 | 151.6/141.7 | 175/175 | 139/158 | 527/527 | 166.4/156.4 | 175/175 | 153/172 | 547/547 |
| | | | 281A00 | 56.3/75.0 | 156.4/180.4 | 177.8/201.8 | 200/225 | 200/227 | 527/527 | 192.5/216.5 | 200/250 | 213/241 | 547/547 |
| | 460-3-60 | STD | NONE | — | — | 41.1 | 50 | 43 | 274 | 47.3 | 60 | 50 | 286 |
| | | | 282A00 | 25.0 | 30.1 | 44.3 | 50 | 43 | 274 | 52.0 | 60 | 50 | 286 |
| | | | 283A00 | 50.0 | 60.1 | 66.7 | 80 | 75 | 274 | 74.5 | 80 | 82 | 286 |
| | | | 284A00 | 75.0 | 90.2 | 96.8 | 100 | 110 | 274 | 104.6 | 110 | 117 | 286 |
| | | MED | NONE | — | — | 44.4 | 50 | 47 | 273 | 50.6 | 60 | 54 | 285 |
| | | | 282A00 | 25.0 | 30.1 | 48.4 | 50 | 47 | 273 | 56.1 | 60 | 54 | 285 |
| | | | 283A00 | 50.0 | 60.1 | 70.9 | 80 | 79 | 273 | 78.6 | 80 | 86 | 285 |
| | | | 284A00 | 75.0 | 90.2 | 101.0 | 110 | 114 | 273 | 108.7 | 125 | 121 | 285 |
| | | HIGH - High Efficiency | NONE | — | — | 44.4 | 50 | 47 | 273 | 50.6 | 60 | 54 | 285 |
| | | | 282A00 | 25.0 | 30.1 | 48.4 | 50 | 47 | 273 | 56.1 | 60 | 54 | 285 |
| | | | 283A00 | 50.0 | 60.1 | 70.9 | 80 | 79 | 273 | 78.6 | 80 | 86 | 285 |
| | | | 284A00 | 75.0 | 90.2 | 101.0 | 110 | 114 | 273 | 108.7 | 125 | 121 | 285 |
| | 575-3-60 | STD | NONE | — | — | 31.2 | 40 | 32 | 202 | 36.0 | 45 | 38 | 210 |
| | | | 285A00 | 24.8 | 23.9 | 33.4 | 40 | 32 | 202 | 39.4 | 45 | 38 | 210 |
| | | | 286A00 | 49.6 | 47.7 | 63.1 | 70 | 58 | 202 | 69.1 | 70 | 64 | 210 |
| | | | 287A00 | 74.4 | 71.6 | 75.1 | 80 | 86 | 202 | 81.1 | 90 | 91 | 210 |
| MED | | NONE | — | — | 34.0 | 45 | 36 | 216 | 38.8 | 50 | 41 | 224 | |
| | | 285A00 | 24.8 | 23.9 | 36.9 | 45 | 36 | 216 | 42.9 | 50 | 41 | 224 | |
| | | 286A00 | 49.6 | 47.7 | 66.6 | 70 | 61 | 216 | 72.6 | 80 | 67 | 224 | |
| | | 287A00 | 74.4 | 71.6 | 78.6 | 90 | 89 | 216 | 84.6 | 90 | 94 | 224 | |
| HIGH - High Efficiency | | NONE | — | — | 36.0 | 45 | 38 | 214 | 40.8 | 50 | 43 | 222 | |
| | | 285A00 | 24.8 | 23.9 | 39.4 | 45 | 38 | 214 | 45.4 | 50 | 43 | 222 | |
| | | 286A00 | 49.6 | 47.7 | 69.1 | 70 | 64 | 214 | 75.1 | 80 | 69 | 222 | |
| | | 287A00 | 74.4 | 71.6 | 81.1 | 90 | 91 | 214 | 87.1 | 90 | 97 | 222 | |

See Legend and Notes on page 87.

Electrical data (cont)



UNIT WIRE/FUSE OR HACR BREAKER SIZING DATA - SINGLE-SPEED INDOOR FAN MOTOR, 17.5 TONS (cont)

| 50TC* UNIT | NOM. V-PH-HZ | IFM TYPE | ELECTRIC HEATER | | | WITH PWRD C.O. | | | | | | | |
|---------------|------------------------------|------------------------------|-----------------------------|-------------|-------------|----------------|-----------------------------------|------------|---------|-------------------------|-----------------------------------|------------|---------|
| | | | PART NUMBER CRHEATER* | NOM (kW) | FLA | NO P.E. | | | | W/ P.E. (PWRD FR/ UNIT) | | | |
| | | | | | | MCA | MAX FUSE OR HACR BRKR | DISC. SIZE | | MCA | MAX FUSE OR HACR BRKR | DISC. SIZE | |
| | | | | | | | FLA | LRA | | | FLA | LRA | |
| 20 | 208/230-3-60 | STD | NONE | — | — | 85.0 | 100 | 89 | 534 | 96.8 | 125 | 103 | 554 |
| | | | 279A00 | 18.8/25.0 | 52.1/60.1 | 85.0/94.4 | 100/100 | 89/89 | 534/534 | 99.1/109.1 | 125/125 | 103/103 | 554/554 |
| | | | 280A00 | 37.6/50.0 | 104.2/120.3 | 149.5/139.6 | 150/150 | 138/156 | 534/534 | 164.3/154.3 | 175/175 | 151/170 | 554/554 |
| | | | 281A00 | 56.3/75.0 | 156.4/180.4 | 175.7/199.7 | 200/225 | 198/225 | 534/534 | 190.4/214.4 | 200/225 | 211/239 | 554/554 |
| | | MED | NONE | — | — | 91.5 | 100 | 97 | 532 | 103.3 | 125 | 110 | 552 |
| | | | 279A00 | 18.8/25.0 | 52.1/60.1 | 92.5/102.5 | 100/110 | 97/97 | 532/532 | 107.3/117.3 | 125/125 | 110/110 | 552/552 |
| | | | 280A00 | 37.6/50.0 | 104.2/120.3 | 157.6/147.7 | 175/175 | 145/164 | 532/532 | 172.4/162.4 | 175/175 | 159/177 | 552/552 |
| | | | 281A00 | 56.3/75.0 | 156.4/180.4 | 183.8/207.8 | 200/225 | 205/233 | 532/532 | 198.5/222.5 | 200/250 | 219/246 | 552/552 |
| | | HIGH - High Efficiency | NONE | — | — | 91.5 | 100 | 97 | 532 | 103.3 | 125 | 110 | 552 |
| | | | 279A00 | 18.8/25.0 | 52.1/60.1 | 92.5/102.5 | 100/110 | 97/97 | 532/532 | 107.3/117.3 | 125/125 | 110/110 | 552/552 |
| | | | 280A00 | 37.6/50.0 | 104.2/120.3 | 157.6/147.7 | 175/175 | 145/164 | 532/532 | 172.4/162.4 | 175/175 | 159/177 | 552/552 |
| | | | 281A00 | 56.3/75.0 | 156.4/180.4 | 183.8/207.8 | 200/225 | 205/233 | 532/532 | 198.5/222.5 | 200/250 | 219/246 | 552/552 |
| | 460-3-60 | STD | NONE | — | — | 43.3 | 50 | 46 | 276 | 49.5 | 60 | 53 | 288 |
| | | | 282A00 | 25.0 | 30.1 | 47.0 | 50 | 46 | 276 | 54.8 | 60 | 53 | 288 |
| | | | 283A00 | 50.0 | 60.1 | 69.5 | 80 | 78 | 276 | 77.2 | 80 | 85 | 288 |
| | | | 284A00 | 75.0 | 90.2 | 99.6 | 110 | 112 | 276 | 107.3 | 125 | 119 | 288 |
| | | MED | NONE | — | — | 46.6 | 60 | 49 | 275 | 52.8 | 60 | 56 | 287 |
| | | | 282A00 | 25.0 | 30.1 | 51.1 | 60 | 49 | 275 | 58.9 | 60 | 56 | 287 |
| | | | 283A00 | 50.0 | 60.1 | 73.6 | 80 | 82 | 275 | 81.4 | 90 | 89 | 287 |
| | | | 284A00 | 75.0 | 90.2 | 103.7 | 125 | 116 | 275 | 111.5 | 125 | 123 | 287 |
| | | HIGH - High Efficiency | NONE | — | — | 46.6 | 60 | 49 | 275 | 52.8 | 60 | 56 | 287 |
| | | | 282A00 | 25.0 | 30.1 | 51.1 | 60 | 49 | 275 | 58.9 | 60 | 56 | 287 |
| | | | 283A00 | 50.0 | 60.1 | 73.6 | 80 | 82 | 275 | 81.4 | 90 | 89 | 287 |
| | | | 284A00 | 75.0 | 90.2 | 103.7 | 125 | 116 | 275 | 111.5 | 125 | 123 | 287 |
| 575-3-60 | STD | NONE | — | — | 32.9 | 45 | 34 | 204 | 37.7 | 45 | 40 | 212 | |
| | | 285A00 | 24.8 | 23.9 | 35.5 | 45 | 34 | 204 | 41.5 | 45 | 40 | 212 | |
| | | 286A00 | 49.6 | 47.7 | 65.3 | 70 | 60 | 204 | 71.3 | 80 | 66 | 212 | |
| | | 287A00 | 74.4 | 71.6 | 77.2 | 80 | 88 | 204 | 83.2 | 90 | 93 | 212 | |
| | MED | NONE | — | — | 35.7 | 45 | 37 | 218 | 40.5 | 50 | 43 | 226 | |
| | | 285A00 | 24.8 | 23.9 | 39.0 | 45 | 37 | 218 | 45.0 | 50 | 43 | 226 | |
| | | 286A00 | 49.6 | 47.7 | 68.8 | 70 | 63 | 218 | 74.8 | 80 | 69 | 226 | |
| | | 287A00 | 74.4 | 71.6 | 80.7 | 90 | 91 | 218 | 86.7 | 90 | 96 | 226 | |
| | HIGH - High Efficiency | NONE | — | — | 37.7 | 45 | 40 | 216 | 42.5 | 50 | 45 | 224 | |
| | | 285A00 | 24.8 | 23.9 | 41.5 | 45 | 40 | 216 | 47.5 | 50 | 45 | 224 | |
| | | 286A00 | 49.6 | 47.7 | 71.3 | 80 | 66 | 216 | 77.3 | 80 | 71 | 224 | |
| | | 287A00 | 74.4 | 71.6 | 83.2 | 90 | 93 | 216 | 89.2 | 90 | 99 | 224 | |

See Legend and Notes on page 87.

UNIT WIRE/FUSE OR HACR BREAKER SIZING DATA - SINGLE-SPEED INDOOR FAN MOTOR, 20 TONS

| 50TC* UNIT | NOM. V-PH-HZ | IFM TYPE | ELECTRIC HEATER | | | NO C.O. OR UNPWR C.O. | | | | | | | |
|------------|------------------------|------------------------|-----------------------|-----------|-------------|-----------------------|-----------------------|------------|---------|-------------------------|-----------------------|------------|---------|
| | | | PART NUMBER CRHEATER* | NOM (kW) | FLA | NO P.E. | | | | W/ P.E. (PWRD FR/ UNIT) | | | |
| | | | | | | MCA | MAX FUSE OR HACR BRKR | DISC. SIZE | | MCA | MAX FUSE OR HACR BRKR | DISC. SIZE | |
| | | | | FLA | LRA | | | FLA | LRA | | | | |
| 24 | 208/230-3-60 | STD | NONE | — | — | 109.2/108.3 | 150/150 | 112/111 | 540 | 121.0/120.1 | 150/150 | 125/124 | 560 |
| | | | 279A00 | 18.8/25.0 | 52.1/60.1 | 109.2/108.3 | 150/150 | 112/111 | 540/540 | 121.0/120.1 | 150/150 | 125/124 | 560/560 |
| | | | 280A00 | 37.6/50.0 | 104.2/120.3 | 147.3/136.2 | 150/150 | 135/153 | 540/540 | 162.0/150.9 | 175/175 | 149/167 | 560/560 |
| | | | 281A00 | 56.3/75.0 | 156.4/180.4 | 173.4/196.3 | 200/225 | 196/222 | 540/540 | 188.2/211.0 | 200/225 | 209/236 | 560/560 |
| | | MED - High Efficiency | NONE | — | — | 112.7 | 150 | 116 | 536 | 124.5 | 150 | 129 | 556 |
| | | | 279A00 | 18.8/25.0 | 52.1/60.1 | 112.7/112.7 | 150/150 | 116/116 | 536/536 | 124.5/124.5 | 150/150 | 129/129 | 556/556 |
| | | | 280A00 | 37.6/50.0 | 104.2/120.3 | 151.6/141.7 | 175/175 | 139/158 | 536/536 | 166.4/156.4 | 175/175 | 153/172 | 556/556 |
| | | | 281A00 | 56.3/75.0 | 156.4/180.4 | 177.8/201.8 | 200/225 | 200/227 | 536/536 | 192.5/216.5 | 200/250 | 213/241 | 556/556 |
| | | HIGH - High Efficiency | NONE | — | — | 124.1 | 150 | 129 | 615 | 135.9 | 175 | 142 | 635 |
| | | | 279A00 | 18.8/25.0 | 52.1/60.1 | 124.1/124.1 | 150/150 | 129/129 | 615/615 | 135.9/135.9 | 175/175 | 142/142 | 635/635 |
| | | | 280A00 | 37.6/50.0 | 104.2/120.3 | 165.9/155.9 | 175/175 | 153/171 | 615/615 | 180.6/170.7 | 200/175 | 166/185 | 635/635 |
| | | | 281A00 | 56.3/75.0 | 156.4/180.4 | 192.0/216.0 | 200/250 | 213/240 | 615/615 | 206.8/230.8 | 225/250 | 226/254 | 635/635 |
| | 460-3-60 | STD | NONE | — | — | 48.0 | 60 | 50 | 272 | 54.2 | 60 | 57 | 284 |
| | | | 282A00 | 25.0 | 30.1 | 48.0 | 60 | 50 | 272 | 54.2 | 60 | 57 | 284 |
| | | | 283A00 | 50.0 | 60.1 | 68.1 | 80 | 76 | 272 | 75.9 | 80 | 84 | 284 |
| | | | 284A00 | 75.0 | 90.2 | 98.2 | 100 | 111 | 272 | 106.0 | 125 | 118 | 284 |
| | | MED - High Efficiency | NONE | — | — | 50.2 | 60 | 52 | 270 | 56.4 | 70 | 59 | 282 |
| | | | 282A00 | 25.0 | 30.1 | 50.2 | 60 | 52 | 270 | 56.4 | 70 | 59 | 282 |
| | | | 283A00 | 50.0 | 60.1 | 70.9 | 80 | 79 | 270 | 78.6 | 80 | 86 | 282 |
| | | | 284A00 | 75.0 | 90.2 | 101.0 | 110 | 114 | 270 | 108.7 | 125 | 121 | 282 |
| | | HIGH - High Efficiency | NONE | — | — | 55.9 | 70 | 59 | 310 | 62.1 | 80 | 66 | 322 |
| | | | 282A00 | 25.0 | 30.1 | 55.9 | 70 | 59 | 310 | 63.3 | 80 | 66 | 322 |
| | | | 283A00 | 50.0 | 60.1 | 78.0 | 90 | 86 | 310 | 85.7 | 90 | 93 | 322 |
| | | | 284A00 | 75.0 | 90.2 | 108.1 | 125 | 120 | 310 | 115.8 | 125 | 127 | 322 |
| 575-3-60 | STD | NONE | — | — | 38.6 | 50 | 40 | 224 | 43.4 | 50 | 46 | 232 | |
| | | 285A00 | 24.8 | 23.9 | 38.6 | 50 | 40 | 224 | 43.4 | 50 | 46 | 232 | |
| | | 286A00 | 49.6 | 47.7 | 66.6 | 70 | 61 | 224 | 72.6 | 80 | 67 | 232 | |
| | | 287A00 | 74.4 | 71.6 | 78.6 | 90 | 89 | 224 | 84.6 | 90 | 94 | 232 | |
| | MED - High Efficiency | NONE | — | — | 40.6 | 50 | 42 | 222 | 45.4 | 60 | 48 | 230 | |
| | | 285A00 | 24.8 | 23.9 | 40.6 | 50 | 42 | 222 | 45.4 | 60 | 48 | 230 | |
| | | 286A00 | 49.6 | 47.7 | 69.1 | 70 | 64 | 222 | 75.1 | 80 | 69 | 230 | |
| | | 287A00 | 74.4 | 71.6 | 81.1 | 90 | 91 | 222 | 87.1 | 90 | 97 | 230 | |
| | HIGH - High Efficiency | NONE | — | — | 42.5 | 50 | 45 | 249 | 47.3 | 60 | 50 | 257 | |
| | | 285A00 | 24.8 | 23.9 | 42.5 | 50 | 45 | 249 | 47.8 | 60 | 50 | 257 | |
| | | 286A00 | 49.6 | 47.7 | 71.5 | 80 | 66 | 249 | 77.5 | 80 | 71 | 257 | |
| | | 287A00 | 74.4 | 71.6 | 83.5 | 90 | 93 | 249 | 89.5 | 100 | 99 | 257 | |

See Legend and Notes on page 87.

UNIT WIRE/FUSE OR HACR BREAKER SIZING DATA - SINGLE-SPEED INDOOR FAN MOTOR, 20 TONS (cont)

| 50TC+ UNIT | NOM. V-PH- HZ | IFM TYPE | ELECTRIC HEATER | | | WITH PWRD C.O. | | | | | | | |
|---------------|---------------------|------------------------------|-----------------------------|-------------|-------------|----------------|--------------------------------|------------|---------|-------------------------|--------------------------------|------------|---------|
| | | | PART NUMBER CRHEATER* | NOM (kW) | FLA | NO P.E. | | | | W/ P.E. (PWRD FR/ UNIT) | | | |
| | | | | | | MCA | MAX FUSE OR HACR BRKR | DISC. SIZE | | MCA | MAX FUSE OR HACR BRKR | DISC. SIZE | |
| | | | | | | | | FLA | LRA | | | FLA | LRA |
| 24 | 208/230-3-60 | STD | NONE | — | — | 114.0/113.1 | 150/150 | 117/116 | 545 | 125.8/124.9 | 150/150 | 131/130 | 565 |
| | | | 279A00 | 18.8/25.0 | 52.1/60.1 | 114.0/113.1 | 150/150 | 117/116 | 545/545 | 125.8/124.9 | 150/150 | 131/130 | 565/565 |
| | | | 280A00 | 37.6/50.0 | 104.2/120.3 | 153.3/142.2 | 175/175 | 141/158 | 545/545 | 168.0/156.9 | 175/175 | 155/172 | 565/565 |
| | | | 281A00 | 56.3/75.0 | 156.4/180.4 | 179.4/202.3 | 200/225 | 201/228 | 545/545 | 194.2/217.0 | 200/250 | 215/241 | 565/565 |
| | | MED - High Efficiency | NONE | — | — | 117.5 | 150 | 121 | 541 | 129.3 | 175 | 135 | 561 |
| | | | 279A00 | 18.8/25.0 | 52.1/60.1 | 117.5/117.5 | 150/150 | 121/121 | 541/541 | 129.3/129.3 | 175/175 | 135/135 | 561/561 |
| | | | 280A00 | 37.6/50.0 | 104.2/120.3 | 157.6/147.7 | 175/175 | 145/164 | 541/541 | 172.4/162.4 | 175/175 | 159/177 | 561/561 |
| | | | 281A00 | 56.3/75.0 | 156.4/180.4 | 183.8/207.8 | 200/225 | 205/233 | 541/541 | 198.5/222.5 | 200/250 | 219/246 | 561/561 |
| | | HIGH - High Efficiency | NONE | — | — | 128.9 | 175 | 134 | 620 | 140.7 | 175 | 148 | 640 |
| | | | 279A00 | 18.8/25.0 | 52.1/60.1 | 128.9/128.9 | 175/175 | 134/134 | 620/620 | 140.7/140.7 | 175/175 | 148/148 | 640/640 |
| | | | 280A00 | 37.6/50.0 | 104.2/120.3 | 171.9/161.9 | 175/175 | 158/177 | 620/620 | 186.6/176.7 | 200/200 | 172/190 | 640/640 |
| | | | 281A00 | 56.3/75.0 | 156.4/180.4 | 198.0/222.0 | 225/250 | 218/246 | 620/620 | 212.8/236.8 | 225/250 | 232/259 | 640/640 |
| | 460-3-60 | STD | NONE | — | — | 50.2 | 60 | 52 | 274 | 56.4 | 70 | 59 | 286 |
| | | | 282A00 | 25.0 | 30.1 | 50.2 | 60 | 52 | 274 | 56.4 | 70 | 59 | 286 |
| | | | 283A00 | 50.0 | 60.1 | 70.9 | 80 | 79 | 274 | 78.6 | 80 | 86 | 286 |
| | | | 284A00 | 75.0 | 90.2 | 101.0 | 110 | 114 | 274 | 108.7 | 125 | 121 | 286 |
| | | MED - High Efficiency | NONE | — | — | 52.4 | 60 | 55 | 272 | 58.6 | 70 | 62 | 284 |
| | | | 282A00 | 25.0 | 30.1 | 52.4 | 60 | 55 | 272 | 58.9 | 70 | 62 | 284 |
| | | | 283A00 | 50.0 | 60.1 | 73.6 | 80 | 82 | 272 | 81.4 | 90 | 89 | 284 |
| | | | 284A00 | 75.0 | 90.2 | 103.7 | 125 | 116 | 272 | 111.5 | 125 | 123 | 284 |
| | | HIGH - High Efficiency | NONE | — | — | 58.1 | 70 | 61 | 312 | 64.3 | 80 | 69 | 324 |
| | | | 282A00 | 25.0 | 30.1 | 58.3 | 70 | 61 | 312 | 66.0 | 80 | 69 | 324 |
| | | | 283A00 | 50.0 | 60.1 | 80.7 | 90 | 88 | 312 | 88.5 | 100 | 95 | 324 |
| | | | 284A00 | 75.0 | 90.2 | 110.8 | 125 | 123 | 312 | 118.6 | 125 | 130 | 324 |
| | 575-3-60 | STD | NONE | — | — | 40.3 | 50 | 42 | 226 | 45.1 | 50 | 48 | 234 |
| | | | 285A00 | 24.8 | 23.9 | 40.3 | 50 | 42 | 226 | 45.1 | 50 | 48 | 234 |
| | | | 286A00 | 49.6 | 47.7 | 68.8 | 70 | 63 | 226 | 74.8 | 80 | 69 | 234 |
| | | | 287A00 | 74.4 | 71.6 | 80.7 | 90 | 91 | 226 | 86.7 | 90 | 96 | 234 |
| | | MED - High Efficiency | NONE | — | — | 42.3 | 50 | 44 | 224 | 47.1 | 60 | 50 | 232 |
| | | | 285A00 | 24.8 | 23.9 | 42.3 | 50 | 44 | 224 | 47.5 | 60 | 50 | 232 |
| | | | 286A00 | 49.6 | 47.7 | 71.3 | 80 | 66 | 224 | 77.3 | 80 | 71 | 232 |
| | | | 287A00 | 74.4 | 71.6 | 83.2 | 90 | 93 | 224 | 89.2 | 90 | 99 | 232 |
| | | HIGH - High Efficiency | NONE | — | — | 44.2 | 50 | 47 | 251 | 49.0 | 60 | 52 | 259 |
| | | | 285A00 | 24.8 | 23.9 | 44.2 | 50 | 47 | 251 | 49.9 | 60 | 52 | 259 |
| | | | 286A00 | 49.6 | 47.7 | 73.6 | 80 | 68 | 251 | 79.6 | 80 | 73 | 259 |
| | | | 287A00 | 74.4 | 71.6 | 85.6 | 90 | 95 | 251 | 91.6 | 100 | 101 | 259 |

See Legend and Notes on page 87.

UNIT WIRE/FUSE OR HACR BREAKER SIZING DATA - SINGLE-SPEED INDOOR FAN MOTOR, 25 TONS

| 50TC* UNIT | NOM. V-PH-HZ | IFM TYPE | ELECTRIC HEATER | | | NO C.O. OR UNPWR C.O. | | | | | | | |
|------------------------------|-----------------|------------------------------|-----------------------------|-------------|-------------|-----------------------|-----------------------------------|------------|---------|-------------------------|-----------------------------------|------------|---------|
| | | | PART NUMBER CRHEATER* | NOM (kW) | FLA | NO P.E. | | | | W/ P.E. (PWRD FR/ UNIT) | | | |
| | | | | | | MCA | MAX FUSE OR HACR BRKR | DISC. SIZE | | MCA | MAX FUSE OR HACR BRKR | DISC. SIZE | |
| | | | | | | | FLA | LRA | | | FLA | LRA | |
| 28 | 208/230-3-60 | STD | NONE | — | — | 127.8/126.9 | 175/175 | 133/132 | 590 | 139.6/138.7 | 175/175 | 147/146 | 610 |
| | | | 279A00 | 18.8/25.0 | 52.1/60.1 | 127.8/126.9 | 175/175 | 133/132 | 590/590 | 139.6/138.7 | 175/175 | 147/146 | 610/610 |
| | | | 280A00 | 37.6/50.0 | 104.2/120.3 | 147.3/136.2 | 175/175 | 135/153 | 590/590 | 162.0/150.9 | 175/175 | 149/167 | 610/610 |
| | | | 281A00 | 56.3/75.0 | 156.4/180.4 | 173.4/196.3 | 200/225 | 196/222 | 590/590 | 188.2/211.0 | 200/225 | 209/236 | 610/610 |
| | | MED - High Efficiency | NONE | — | — | 131.3 | 175 | 137 | 586 | 143.1 | 175 | 151 | 606 |
| | | | 279A00 | 18.8/25.0 | 52.1/60.1 | 131.3/131.3 | 175/175 | 137/137 | 586/586 | 143.1/143.1 | 175/175 | 151/151 | 606/606 |
| | | | 280A00 | 37.6/50.0 | 104.2/120.3 | 151.6/141.7 | 175/175 | 139/158 | 586/586 | 166.4/156.4 | 175/175 | 153/172 | 606/606 |
| | | | 281A00 | 56.3/75.0 | 156.4/180.4 | 177.8/201.8 | 200/225 | 200/227 | 586/586 | 192.5/216.5 | 200/250 | 213/241 | 606/606 |
| | | HIGH - High Efficiency | NONE | — | — | 142.7 | 175 | 150 | 665 | 154.5 | 200 | 164 | 685 |
| | | | 279A00 | 18.8/25.0 | 52.1/60.1 | 142.7/142.7 | 175/175 | 150/150 | 665/665 | 154.5/154.5 | 200/200 | 164/164 | 685/685 |
| | | | 280A00 | 37.6/50.0 | 104.2/120.3 | 165.9/155.9 | 175/175 | 153/171 | 665/665 | 180.6/170.7 | 200/200 | 166/185 | 685/685 |
| | | | 281A00 | 56.3/75.0 | 156.4/180.4 | 192.0/216.0 | 200/250 | 213/240 | 665/665 | 206.8/230.8 | 225/250 | 226/254 | 685/685 |
| | 460-3-60 | STD | NONE | — | — | 51.9 | 60 | 54 | 302 | 58.1 | 70 | 61 | 314 |
| | | | 282A00 | 25.0 | 30.1 | 51.9 | 60 | 54 | 302 | 58.1 | 70 | 61 | 314 |
| | | | 283A00 | 50.0 | 60.1 | 68.1 | 80 | 76 | 302 | 75.9 | 80 | 84 | 314 |
| | | | 284A00 | 75.0 | 90.2 | 98.2 | 100 | 111 | 302 | 106.0 | 125 | 118 | 314 |
| | | MED - High Efficiency | NONE | — | — | 54.1 | 60 | 57 | 300 | 60.3 | 70 | 64 | 312 |
| | | | 282A00 | 25.0 | 30.1 | 54.1 | 60 | 57 | 300 | 60.3 | 70 | 64 | 312 |
| | | | 283A00 | 50.0 | 60.1 | 70.9 | 80 | 79 | 300 | 78.6 | 80 | 86 | 312 |
| | | | 284A00 | 75.0 | 90.2 | 101.0 | 110 | 114 | 300 | 108.7 | 125 | 121 | 312 |
| | | HIGH - High Efficiency | NONE | — | — | 59.8 | 70 | 63 | 340 | 66.0 | 80 | 70 | 352 |
| | | | 282A00 | 25.0 | 30.1 | 59.8 | 70 | 63 | 340 | 66.0 | 80 | 70 | 352 |
| | | | 283A00 | 50.0 | 60.1 | 78.0 | 90 | 86 | 340 | 85.7 | 90 | 93 | 352 |
| | | | 284A00 | 75.0 | 90.2 | 108.1 | 125 | 120 | 340 | 115.8 | 125 | 127 | 352 |
| | 575-3-60 | STD | NONE | — | — | 41.1 | 50 | 43 | 244 | 45.9 | 60 | 49 | 252 |
| | | | 285A00 | 24.8 | 23.9 | 41.1 | 50 | 43 | 244 | 45.9 | 60 | 49 | 252 |
| | | | 286A00 | 49.6 | 47.7 | 66.6 | 70 | 61 | 244 | 72.6 | 80 | 67 | 252 |
| | | | 287A00 | 74.4 | 71.6 | 78.6 | 90 | 89 | 244 | 84.6 | 90 | 94 | 252 |
| MED - High Efficiency | | NONE | — | — | 43.1 | 50 | 45 | 242 | 47.9 | 60 | 51 | 250 | |
| | | 285A00 | 24.8 | 23.9 | 43.1 | 50 | 45 | 242 | 47.9 | 60 | 51 | 250 | |
| | | 286A00 | 49.6 | 47.7 | 69.1 | 70 | 64 | 242 | 75.1 | 80 | 69 | 250 | |
| | | 287A00 | 74.4 | 71.6 | 81.1 | 90 | 91 | 242 | 87.1 | 90 | 97 | 250 | |
| HIGH - High Efficiency | | NONE | — | — | 45.0 | 50 | 47 | 269 | 49.8 | 60 | 53 | 277 | |
| | | 285A00 | 24.8 | 23.9 | 45.0 | 50 | 47 | 269 | 49.8 | 60 | 53 | 277 | |
| | | 286A00 | 49.6 | 47.7 | 71.5 | 80 | 66 | 269 | 77.5 | 80 | 71 | 277 | |
| | | 287A00 | 74.4 | 71.6 | 83.5 | 90 | 93 | 269 | 89.5 | 100 | 99 | 277 | |

See Legend and Notes on page 87.

UNIT WIRE/FUSE OR HACR BREAKER SIZING DATA - SINGLE-SPEED INDOOR FAN MOTOR, 25 TONS (cont)

| 50TC* UNIT | NOM. V-PH-HZ | IFM TYPE | ELECTRIC HEATER | | | WITH PWRD C.O. | | | | | | | |
|------------------------------|-----------------|------------------------------|-----------------------------|-------------|-------------|----------------|-----------------------------------|------------|---------|-------------------------|-----------------------------------|------------|---------|
| | | | PART NUMBER CRHEATER* | NOM (kW) | FLA | NO P.E. | | | | W/ P.E. (PWRD FR/ UNIT) | | | |
| | | | | | | MCA | MAX FUSE OR HACR BRKR | DISC. SIZE | | MCA | MAX FUSE OR HACR BRKR | DISC. SIZE | |
| | | | | | | | FLA | LRA | | | FLA | LRA | |
| 28 | 208/230-3-60 | STD | NONE | — | — | 132.6/131.7 | 175/175 | 139/138 | 595 | 144.4/143.5 | 175/175 | 152/151 | 615 |
| | | | 279A00 | 18.8/25.0 | 52.1/60.1 | 132.6/131.7 | 175/175 | 139/138 | 595/595 | 144.4/143.5 | 175/175 | 152/151 | 615/615 |
| | | | 280A00 | 37.6/50.0 | 104.2/120.3 | 153.3/142.2 | 175/175 | 141/158 | 595/595 | 168.0/156.9 | 175/175 | 155/172 | 615/615 |
| | | | 281A00 | 56.3/75.0 | 156.4/180.4 | 179.4/202.3 | 200/225 | 201/228 | 595/595 | 194.2/217.0 | 200/250 | 215/241 | 615/615 |
| | | MED - High Efficiency | NONE | — | — | 136.1 | 175 | 143 | 591 | 147.9 | 175 | 156 | 611 |
| | | | 279A00 | 18.8/25.0 | 52.1/60.1 | 136.1/136.1 | 175/175 | 143/143 | 591/591 | 147.9/147.9 | 175/175 | 156/156 | 611/611 |
| | | | 280A00 | 37.6/50.0 | 104.2/120.3 | 157.6/147.7 | 175/175 | 145/164 | 591/591 | 172.4/162.4 | 175/175 | 159/177 | 611/611 |
| | | | 281A00 | 56.3/75.0 | 156.4/180.4 | 183.8/207.8 | 200/225 | 205/233 | 591/591 | 198.5/222.5 | 200/250 | 219/246 | 611/611 |
| | | HIGH - High Efficiency | NONE | — | — | 147.5 | 175 | 156 | 670 | 159.3 | 200 | 169 | 690 |
| | | | 279A00 | 18.8/25.0 | 52.1/60.1 | 147.5/147.5 | 175/175 | 156/156 | 670/670 | 159.3/159.3 | 200/200 | 169/169 | 690/690 |
| | | | 280A00 | 37.6/50.0 | 104.2/120.3 | 171.9/161.9 | 175/175 | 158/177 | 670/670 | 186.6/176.7 | 200/200 | 172/190 | 690/690 |
| | | | 281A00 | 56.3/75.0 | 156.4/180.4 | 198.0/222.0 | 225/250 | 218/246 | 670/670 | 212.8/236.8 | 225/250 | 232/259 | 690/690 |
| | 460-3-60 | STD | NONE | — | — | 54.1 | 60 | 57 | 304 | 60.3 | 70 | 64 | 316 |
| | | | 282A00 | 25.0 | 30.1 | 54.1 | 60 | 57 | 304 | 60.3 | 70 | 64 | 316 |
| | | | 283A00 | 50.0 | 60.1 | 70.9 | 80 | 79 | 304 | 78.6 | 80 | 86 | 316 |
| | | | 284A00 | 75.0 | 90.2 | 101.0 | 110 | 114 | 304 | 108.7 | 125 | 121 | 316 |
| | | MED - High Efficiency | NONE | — | — | 56.3 | 70 | 59 | 302 | 62.5 | 80 | 66 | 314 |
| | | | 282A00 | 25.0 | 30.1 | 56.3 | 70 | 59 | 302 | 62.5 | 80 | 66 | 314 |
| | | | 283A00 | 50.0 | 60.1 | 73.6 | 80 | 82 | 302 | 81.4 | 90 | 89 | 314 |
| | | | 284A00 | 75.0 | 90.2 | 103.7 | 125 | 116 | 302 | 111.5 | 125 | 123 | 314 |
| | | HIGH - High Efficiency | NONE | — | — | 62.0 | 80 | 66 | 342 | 68.2 | 80 | 73 | 354 |
| | | | 282A00 | 25.0 | 30.1 | 62.0 | 80 | 66 | 342 | 68.2 | 80 | 73 | 354 |
| | | | 283A00 | 50.0 | 60.1 | 80.7 | 90 | 88 | 342 | 88.5 | 100 | 95 | 354 |
| | | | 284A00 | 75.0 | 90.2 | 110.8 | 125 | 123 | 342 | 118.6 | 125 | 130 | 354 |
| | 575-3-60 | STD | NONE | — | — | 42.8 | 50 | 45 | 246 | 47.6 | 60 | 50 | 254 |
| | | | 285A00 | 24.8 | 23.9 | 42.8 | 50 | 45 | 246 | 47.6 | 60 | 50 | 254 |
| | | | 286A00 | 49.6 | 47.7 | 68.8 | 70 | 63 | 246 | 74.8 | 80 | 69 | 254 |
| | | | 287A00 | 74.4 | 71.6 | 80.7 | 90 | 91 | 246 | 86.7 | 90 | 96 | 254 |
| MED - High Efficiency | | NONE | — | — | 44.8 | 50 | 47 | 244 | 49.6 | 60 | 53 | 252 | |
| | | 285A00 | 24.8 | 23.9 | 44.8 | 50 | 47 | 244 | 49.6 | 60 | 53 | 252 | |
| | | 286A00 | 49.6 | 47.7 | 71.3 | 80 | 66 | 244 | 77.3 | 80 | 71 | 252 | |
| | | 287A00 | 74.4 | 71.6 | 83.2 | 90 | 93 | 244 | 89.2 | 90 | 99 | 252 | |
| HIGH - High Efficiency | | NONE | — | — | 46.7 | 60 | 49 | 271 | 51.5 | 60 | 55 | 279 | |
| | | 285A00 | 24.8 | 23.9 | 46.7 | 60 | 49 | 271 | 51.5 | 60 | 55 | 279 | |
| | | 286A00 | 49.6 | 47.7 | 73.6 | 80 | 68 | 271 | 79.6 | 80 | 73 | 279 | |
| | | 287A00 | 74.4 | 71.6 | 85.6 | 90 | 95 | 271 | 91.6 | 100 | 101 | 279 | |

See Legend and Notes on page 87.

UNIT WIRE/FUSE OR HACR BREAKER SIZING DATA - SINGLE-SPEED INDOOR FAN MOTOR, 27.5 TONS

| 50TC* UNIT | NOM. V-PH-HZ | IFM TYPE | ELECTRIC HEATER | | | NO C.O. OR UNPWR C.O. | | | | | | | |
|---------------|-----------------|------------------------------|-----------------------------|-------------|-------------|-----------------------|-----------------------------------|------------|---------|-------------------------|-----------------------------------|------------|---------|
| | | | PART NUMBER CRHEATER* | NOM (kW) | FLA | NO P.E. | | | | W/ P.E. (PWRD FR/ UNIT) | | | |
| | | | | | | MCA | MAX FUSE OR HACR BRKR | DISC. SIZE | | MCA | MAX FUSE OR HACR BRKR | DISC. SIZE | |
| | | | | | | | | FLA | LRA | | | FLA | LRA |
| 30 | 208/230-3-60 | STD | NONE | — | — | 141.5 | 175 | 148 | 702 | 153.3 | 200 | 162 | 722 |
| | | | 279A00 | 18.8/25.0 | 52.1/60.1 | 141.5/141.5 | 175/175 | 148/148 | 702/702 | 153.3/153.3 | 200/200 | 162/162 | 722/722 |
| | | | 280A00 | 37.6/50.0 | 104.2/120.3 | 151.6/141.7 | 175/175 | 148/158 | 702/702 | 166.4/156.4 | 200/200 | 162/172 | 722/722 |
| | | | 281A00 | 56.3/75.0 | 156.4/180.4 | 177.8/201.8 | 200/225 | 200/227 | 702/702 | 192.5/216.5 | 200/250 | 213/241 | 722/722 |
| | | MED - High Efficiency | NONE | — | — | 152.9 | 200 | 161 | 781 | 164.7 | 200 | 175 | 801 |
| | | | 279A00 | 18.8/25.0 | 52.1/60.1 | 152.9/152.9 | 200/200 | 161/161 | 781/781 | 164.7/164.7 | 200/200 | 175/175 | 801/801 |
| | | | 280A00 | 37.6/50.0 | 104.2/120.3 | 165.9/155.9 | 200/200 | 161/171 | 781/781 | 180.6/170.7 | 200/200 | 175/185 | 801/801 |
| | | | 281A00 | 56.3/75.0 | 156.4/180.4 | 192.0/216.0 | 200/250 | 213/240 | 781/781 | 206.8/230.8 | 225/250 | 226/254 | 801/801 |
| | | HIGH - High Efficiency | NONE | — | — | 154.8 | 200 | 163 | 812 | 166.6 | 200 | 177 | 832 |
| | | | 279A00 | 18.8/25.0 | 52.1/60.1 | 154.8/154.8 | 200/200 | 163/163 | 812/812 | 166.6/166.6 | 200/200 | 177/177 | 832/832 |
| | | | 280A00 | 37.6/50.0 | 104.2/120.3 | 168.3/158.3 | 200/200 | 163/173 | 812/812 | 183.0/173.1 | 200/200 | 177/187 | 832/832 |
| | | | 281A00 | 56.3/75.0 | 156.4/180.4 | 194.4/218.4 | 225/250 | 215/242 | 812/812 | 209.2/233.2 | 225/250 | 228/256 | 832/832 |
| | 460-3-60 | STD | NONE | — | — | 66.0 | 80 | 69 | 354 | 72.2 | 90 | 76 | 366 |
| | | | 282A00 | 25.0 | 30.1 | 66.0 | 80 | 69 | 354 | 72.2 | 90 | 76 | 366 |
| | | | 283A00 | 50.0 | 60.1 | 70.9 | 80 | 79 | 354 | 78.6 | 90 | 86 | 366 |
| | | | 284A00 | 75.0 | 90.2 | 101.0 | 110 | 114 | 354 | 108.7 | 125 | 121 | 366 |
| | | MED - High Efficiency | NONE | — | — | 71.7 | 90 | 76 | 394 | 77.9 | 100 | 83 | 406 |
| | | | 282A00 | 25.0 | 30.1 | 71.7 | 90 | 76 | 394 | 77.9 | 100 | 83 | 406 |
| | | | 283A00 | 50.0 | 60.1 | 78.0 | 90 | 86 | 394 | 85.7 | 100 | 93 | 406 |
| | | | 284A00 | 75.0 | 90.2 | 108.1 | 125 | 120 | 394 | 115.8 | 125 | 127 | 406 |
| | | HIGH - High Efficiency | NONE | — | — | 72.6 | 90 | 77 | 409 | 78.8 | 100 | 84 | 421 |
| | | | 282A00 | 25.0 | 30.1 | 72.6 | 90 | 77 | 409 | 78.8 | 100 | 84 | 421 |
| | | | 283A00 | 50.0 | 60.1 | 79.1 | 90 | 87 | 409 | 86.9 | 100 | 94 | 421 |
| | | | 284A00 | 75.0 | 90.2 | 109.2 | 125 | 121 | 409 | 117.0 | 125 | 128 | 421 |
| | 575-3-60 | STD | NONE | — | — | 56.0 | 70 | 59 | 264 | 60.8 | 80 | 64 | 272 |
| | | | 285A00 | 24.8 | 23.9 | 56.0 | 70 | 59 | 264 | 60.8 | 80 | 64 | 272 |
| | | | 286A00 | 49.6 | 47.7 | 69.1 | 70 | 64 | 264 | 75.1 | 80 | 69 | 272 |
| | | | 287A00 | 74.4 | 71.6 | 81.1 | 90 | 91 | 264 | 87.1 | 90 | 97 | 272 |
| | | MED - High Efficiency | NONE | — | — | 57.9 | 70 | 61 | 291 | 62.7 | 80 | 66 | 299 |
| | | | 285A00 | 24.8 | 23.9 | 57.9 | 70 | 61 | 291 | 62.7 | 80 | 66 | 299 |
| | | | 286A00 | 49.6 | 47.7 | 71.5 | 80 | 66 | 291 | 77.5 | 80 | 71 | 299 |
| | | | 287A00 | 74.4 | 71.6 | 83.5 | 90 | 93 | 291 | 89.5 | 100 | 99 | 299 |
| | | HIGH - High Efficiency | NONE | — | — | 60.8 | 80 | 64 | 302 | 65.6 | 80 | 70 | 310 |
| | | | 285A00 | 24.8 | 23.9 | 60.8 | 80 | 64 | 302 | 65.6 | 80 | 70 | 310 |
| | | | 286A00 | 49.6 | 47.7 | 75.1 | 80 | 69 | 302 | 81.1 | 90 | 75 | 310 |
| | | | 287A00 | 74.4 | 71.6 | 87.1 | 100 | 97 | 302 | 93.1 | 100 | 102 | 310 |

See Legend and Notes on page 87.

UNIT WIRE/FUSE OR HACR BREAKER SIZING DATA - SINGLE-SPEED INDOOR FAN MOTOR, 27.5 TONS (cont)

| 50TC+ UNIT | NOM. V.-PH- HZ | IFM TYPE | ELECTRIC HEATER | | | WITH PWRD C.O. | | | | | | | |
|---------------|----------------------|------------------------------|-----------------------------|-------------|-------------|----------------|--------------------------------|------------|-------------|-------------------------|--------------------------------|------------|---------|
| | | | PART NUMBER CRHEATER* | NOM (kW) | FLA | NO P.E. | | | | W/ P.E. (PWRD FR/ UNIT) | | | |
| | | | | | | MCA | MAX FUSE OR HACR BRKR | DISC. SIZE | | MCA | MAX FUSE OR HACR BRKR | DISC. SIZE | |
| | | | | | | | | FLA | LRA | | | FLA | LRA |
| 30 | 208/230-3-60 | STD | NONE | — | — | 146.3 | 175 | 154 | 707 | 158.1 | 200 | 167 | 727 |
| | | | 279A00 | 18.8/25.0 | 52.1/60.1 | 146.3/146.3 | 175/175 | 154/154 | 707/707 | 158.1/158.1 | 200/200 | 167/167 | 727/727 |
| | | | 280A00 | 37.6/50.0 | 104.2/120.3 | 157.6/147.7 | 175/175 | 154/164 | 707/707 | 172.4/162.4 | 200/200 | 167/177 | 727/727 |
| | | 281A00 | 56.3/75.0 | 156.4/180.4 | 183.8/207.8 | 200/225 | 205/233 | 707/707 | 198.5/222.5 | 200/250 | 219/246 | 727/727 | |
| | | MED - High Efficiency | NONE | — | — | 157.7 | 200 | 167 | 786 | 169.5 | 200 | 180 | 806 |
| | | | 279A00 | 18.8/25.0 | 52.1/60.1 | 157.7/157.7 | 200/200 | 167/167 | 786/786 | 169.5/169.5 | 200/200 | 180/180 | 806/806 |
| | | | 280A00 | 37.6/50.0 | 104.2/120.3 | 171.9/161.9 | 200/200 | 167/177 | 786/786 | 186.6/176.7 | 200/200 | 180/190 | 806/806 |
| | | 281A00 | 56.3/75.0 | 156.4/180.4 | 198.0/222.0 | 225/250 | 218/246 | 786/786 | 212.8/236.8 | 225/250 | 232/259 | 806/806 | |
| | | HIGH - High Efficiency | NONE | — | — | 159.6 | 200 | 169 | 817 | 171.4 | 200 | 182 | 837 |
| | | | 279A00 | 18.8/25.0 | 52.1/60.1 | 159.6/159.6 | 200/200 | 169/169 | 817/817 | 171.4/171.4 | 200/200 | 182/182 | 837/837 |
| | | | 280A00 | 37.6/50.0 | 104.2/120.3 | 174.3/164.3 | 200/200 | 169/179 | 817/817 | 189.0/179.1 | 200/200 | 182/192 | 837/837 |
| | | 281A00 | 56.3/75.0 | 156.4/180.4 | 200.4/224.4 | 225/250 | 220/248 | 817/817 | 215.2/239.2 | 225/250 | 234/262 | 837/837 | |
| | 460-3-60 | STD | NONE | — | — | 68.2 | 90 | 72 | 356 | 74.4 | 90 | 79 | 368 |
| | | | 282A00 | 25.0 | 30.1 | 68.2 | 90 | 72 | 356 | 74.4 | 90 | 79 | 368 |
| | | | 283A00 | 50.0 | 60.1 | 73.6 | 90 | 82 | 356 | 81.4 | 90 | 89 | 368 |
| | | | 284A00 | 75.0 | 90.2 | 103.7 | 125 | 116 | 356 | 111.5 | 125 | 123 | 368 |
| | | MED - High Efficiency | NONE | — | — | 73.9 | 90 | 78 | 396 | 80.1 | 100 | 85 | 408 |
| | | | 282A00 | 25.0 | 30.1 | 73.9 | 90 | 78 | 396 | 80.1 | 100 | 85 | 408 |
| | | | 283A00 | 50.0 | 60.1 | 80.7 | 90 | 88 | 396 | 88.5 | 100 | 95 | 408 |
| | | 284A00 | 75.0 | 90.2 | 110.8 | 125 | 123 | 396 | 118.6 | 125 | 130 | 408 | |
| | | HIGH - High Efficiency | NONE | — | — | 74.8 | 90 | 79 | 411 | 81.0 | 100 | 86 | 423 |
| | | | 282A00 | 25.0 | 30.1 | 74.8 | 90 | 79 | 411 | 81.0 | 100 | 86 | 423 |
| | | | 283A00 | 50.0 | 60.1 | 81.9 | 90 | 89 | 411 | 89.6 | 100 | 96 | 423 |
| | | | 284A00 | 75.0 | 90.2 | 112.0 | 125 | 124 | 411 | 119.7 | 125 | 131 | 423 |
| | 575-3-60 | STD | NONE | — | — | 57.7 | 70 | 61 | 266 | 62.5 | 80 | 66 | 274 |
| | | | 285A00 | 24.8 | 23.9 | 57.7 | 70 | 61 | 266 | 62.5 | 80 | 66 | 274 |
| | | | 286A00 | 49.6 | 47.7 | 71.3 | 80 | 66 | 266 | 77.3 | 80 | 71 | 274 |
| | | | 287A00 | 74.4 | 71.6 | 83.2 | 90 | 93 | 266 | 89.2 | 90 | 99 | 274 |
| | | MED - High Efficiency | NONE | — | — | 59.6 | 70 | 63 | 293 | 64.4 | 80 | 68 | 301 |
| | | | 285A00 | 24.8 | 23.9 | 59.6 | 70 | 63 | 293 | 64.4 | 80 | 68 | 301 |
| | | | 286A00 | 49.6 | 47.7 | 73.6 | 80 | 68 | 293 | 79.6 | 80 | 73 | 301 |
| | | 287A00 | 74.4 | 71.6 | 85.6 | 90 | 95 | 293 | 91.6 | 100 | 101 | 301 | |
| | | HIGH - High Efficiency | NONE | — | — | 62.5 | 80 | 66 | 304 | 67.3 | 80 | 72 | 312 |
| | | | 285A00 | 24.8 | 23.9 | 62.5 | 80 | 66 | 304 | 67.3 | 80 | 72 | 312 |
| | | | 286A00 | 49.6 | 47.7 | 77.3 | 80 | 71 | 304 | 83.3 | 90 | 77 | 312 |
| | | | 287A00 | 74.4 | 71.6 | 89.2 | 100 | 99 | 304 | 95.2 | 100 | 104 | 312 |

See Legend and Notes on page 87.

UNIT WIRE/FUSE OR HACR BREAKER SIZING DATA - TWO-SPEED INDOOR FAN MOTOR, 15 TONS

| 50TC-* UNIT | NOM. V-PH- HZ | IFM TYPE | ELECTRIC HEATER | | | NO C.O. OR UNPWR C.O. | | | | | | | |
|----------------|---------------------|-------------|-----------------------------|-------------|-------------|-----------------------|-----------------------------------|------------|-------------------------|-------------|-----------------------------------|------------|---------|
| | | | PART NUMBER CRHEATER* | NOM (kW) | FLA | NO P.E. | | | W/ P.E. (PWRD FR/ UNIT) | | | | |
| | | | | | | MCA | MAX FUSE OR HACR BRKR | DISC. SIZE | | MCA | MAX FUSE OR HACR BRKR | DISC. SIZE | |
| | | | | | | | | FLA | LRA | | | FLA | LRA |
| 17 | 208/230-3-60 | STD | NONE | — | — | 78.2/77.4 | 100/100 | 81/81 | 496 | 90.0/89.2 | 100/100 | 95/94 | 516 |
| | | | 279A00 | 18.8/25.0 | 52.1/60.1 | 78.2/84.9 | 100/100 | 81/81 | 496/496 | 90.6/99.6 | 100/100 | 95/94 | 516/516 |
| | | | 280A00 | 37.6/50.0 | 104.2/120.3 | 141.0/130.1 | 150/150 | 130/147 | 496/496 | 155.8/144.8 | 175/150 | 143/161 | 516/516 |
| | | | 281A00 | 56.3/75.0 | 156.4/180.4 | 167.2/190.2 | 200/200 | 190/216 | 496/496 | 181.9/204.9 | 200/225 | 203/230 | 516/516 |
| | | MED | NONE | — | — | 80.4/79.4 | 100/100 | 84/83 | 520 | 92.2/91.2 | 100/100 | 98/96 | 540 |
| | | | 279A00 | 18.8/25.0 | 52.1/60.1 | 80.4/87.4 | 100/100 | 84/83 | 520/520 | 93.4/102.1 | 100/110 | 98/96 | 540/540 |
| | | | 280A00 | 37.6/50.0 | 104.2/120.3 | 143.8/132.6 | 150/150 | 132/150 | 520/520 | 158.5/147.3 | 175/175 | 146/163 | 540/540 |
| | | | 281A00 | 56.3/75.0 | 156.4/180.4 | 169.9/192.7 | 200/225 | 192/219 | 520/520 | 184.7/207.4 | 200/225 | 206/232 | 540/540 |
| | | HIGH | NONE | — | — | 83.2/82.3 | 100/100 | 87/86 | 531 | 95.0/94.1 | 110/110 | 101/100 | 551 |
| | | | 279A00 | 18.8/25.0 | 52.1/60.1 | 83.2/91.0 | 100/100 | 87/86 | 531/531 | 96.9/105.8 | 110/110 | 101/100 | 551/551 |
| | | | 280A00 | 37.6/50.0 | 104.2/120.3 | 147.3/136.2 | 150/150 | 135/153 | 531/531 | 162.0/150.9 | 175/175 | 149/167 | 551/551 |
| | | | 281A00 | 56.3/75.0 | 156.4/180.4 | 173.4/196.3 | 200/225 | 196/222 | 531/531 | 188.2/211.0 | 200/225 | 209/236 | 551/551 |
| | 460-3-60 | STD | NONE | — | — | 39.6 | 50 | 41 | 258 | 45.8 | 60 | 48 | 270 |
| | | | 282A00 | 25.0 | 30.1 | 42.4 | 50 | 41 | 258 | 50.1 | 60 | 48 | 270 |
| | | | 283A00 | 50.0 | 60.1 | 64.9 | 70 | 73 | 258 | 72.6 | 80 | 81 | 270 |
| | | | 284A00 | 75.0 | 90.2 | 95.0 | 100 | 108 | 258 | 102.7 | 110 | 115 | 270 |
| | | MED | NONE | — | — | 40.7 | 50 | 43 | 270 | 46.9 | 60 | 50 | 282 |
| | | | 282A00 | 25.0 | 30.1 | 43.8 | 50 | 43 | 270 | 51.5 | 60 | 50 | 282 |
| | | | 283A00 | 50.0 | 60.1 | 66.2 | 80 | 75 | 270 | 74.0 | 80 | 82 | 282 |
| | | | 284A00 | 75.0 | 90.2 | 96.3 | 100 | 109 | 270 | 104.1 | 110 | 116 | 282 |
| | | HIGH | NONE | — | — | 42.2 | 50 | 44 | 275 | 48.4 | 60 | 51 | 287 |
| | | | 282A00 | 25.0 | 30.1 | 45.6 | 50 | 44 | 275 | 53.4 | 60 | 51 | 287 |
| | | | 283A00 | 50.0 | 60.1 | 68.1 | 80 | 76 | 275 | 75.9 | 80 | 84 | 287 |
| | | | 284A00 | 75.0 | 90.2 | 98.2 | 100 | 111 | 275 | 106.0 | 125 | 118 | 287 |
| | 575-3-60 | STD | NONE | — | — | 32.9 | 45 | 34 | 202 | 37.7 | 45 | 40 | 210 |
| | | | 285A00 | 24.8 | 23.9 | 35.5 | 45 | 34 | 202 | 41.5 | 45 | 40 | 210 |
| | | | 286A00 | 49.6 | 47.7 | 65.3 | 70 | 60 | 202 | 71.3 | 80 | 66 | 210 |
| | | | 287A00 | 74.4 | 71.6 | 77.2 | 90 | 88 | 202 | 83.2 | 90 | 93 | 210 |
| | | MED | NONE | — | — | 32.9 | 45 | 34 | 202 | 37.7 | 45 | 40 | 210 |
| | | | 285A00 | 24.8 | 23.9 | 35.5 | 45 | 34 | 202 | 41.5 | 45 | 40 | 210 |
| | | | 286A00 | 49.6 | 47.7 | 65.3 | 70 | 60 | 202 | 71.3 | 80 | 66 | 210 |
| | | | 287A00 | 74.4 | 71.6 | 77.2 | 90 | 88 | 202 | 83.2 | 90 | 93 | 210 |
| | | HIGH | NONE | — | — | 34.6 | 45 | 36 | 216 | 39.4 | 50 | 42 | 224 |
| | | | 285A00 | 24.8 | 23.9 | 37.6 | 45 | 36 | 216 | 43.6 | 50 | 42 | 224 |
| | | | 286A00 | 49.6 | 47.7 | 67.4 | 70 | 62 | 216 | 73.4 | 80 | 68 | 224 |
| | | | 287A00 | 74.4 | 71.6 | 79.4 | 90 | 89 | 216 | 85.4 | 90 | 95 | 224 |

See Legend and Notes on page 87.

Electrical data (cont)



UNIT WIRE/FUSE OR HACR BREAKER SIZING DATA - TWO-SPEED INDOOR FAN MOTOR, 15 TONS (cont)

| 50TC-* UNIT | NOM. V-PH- HZ | IFM TYPE | ELECTRIC HEATER | | | WITH PWRD C.O. | | | | | | | |
|----------------|---------------------|-------------|-----------------------------|-------------|-------------|----------------|-----------------------------------|------------|---------|-------------------------|-----------------------------------|------------|---------|
| | | | PART NUMBER CRHEATER* | NOM (kW) | FLA | NO P.E. | | | | W/ P.E. (PWRD FR/ UNIT) | | | |
| | | | | | | MCA | MAX FUSE OR HACR BRKR | DISC. SIZE | | MCA | MAX FUSE OR HACR BRKR | DISC. SIZE | |
| | | | | | | | | FLA | LRA | | | FLA | LRA |
| 17 | 208/230-3-60 | STD | NONE | — | — | 83.0/82.2 | 100/100 | 87/86 | 501 | 94.8/94.0 | 110/110 | 101/100 | 521 |
| | | | 279A00 | 18.8/25.0 | 52.1/60.1 | 83.0/90.9 | 100/100 | 87/86 | 501/501 | 96.6/105.6 | 110/110 | 101/100 | 521/521 |
| | | | 280A00 | 37.6/50.0 | 104.2/120.3 | 147.0/136.1 | 150/150 | 135/153 | 501/501 | 161.8/150.8 | 175/175 | 149/166 | 521/521 |
| | | | 281A00 | 56.3/75.0 | 156.4/180.4 | 173.2/196.2 | 200/225 | 195/222 | 501/501 | 187.9/210.9 | 200/225 | 209/236 | 521/521 |
| | | MED | NONE | — | — | 85.2/84.2 | 100/100 | 89/88 | 525 | 97.0/96.0 | 125/125 | 103/102 | 545 |
| | | | 279A00 | 18.8/25.0 | 52.1/60.1 | 85.2/93.4 | 100/100 | 89/88 | 525/525 | 99.4/108.1 | 125/125 | 103/102 | 545/545 |
| | | | 280A00 | 37.6/50.0 | 104.2/120.3 | 149.8/138.6 | 150/150 | 138/155 | 525/525 | 164.5/153.3 | 175/175 | 151/169 | 545/545 |
| | | | 281A00 | 56.3/75.0 | 156.4/180.4 | 175.9/198.7 | 200/225 | 198/224 | 525/525 | 190.7/213.4 | 200/225 | 211/238 | 545/545 |
| | | HIGH | NONE | — | — | 88.0/87.1 | 100/100 | 93/92 | 536 | 99.8/98.9 | 125/125 | 106/105 | 556 |
| | | | 279A00 | 18.8/25.0 | 52.1/60.1 | 88.1/97.0 | 100/100 | 93/92 | 536/536 | 102.9/111.8 | 125/125 | 106/105 | 556/556 |
| | | | 280A00 | 37.6/50.0 | 104.2/120.3 | 153.3/142.2 | 175/175 | 141/158 | 536/536 | 168.0/156.9 | 175/175 | 155/172 | 556/556 |
| | | | 281A00 | 56.3/75.0 | 156.4/180.4 | 179.4/202.3 | 200/225 | 201/228 | 536/536 | 194.2/217.0 | 200/250 | 215/241 | 556/556 |
| | 460-3-60 | STD | NONE | — | — | 41.8 | 50 | 44 | 260 | 48.0 | 60 | 51 | 272 |
| | | | 282A00 | 25.0 | 30.1 | 45.1 | 50 | 44 | 260 | 52.9 | 60 | 51 | 272 |
| | | | 283A00 | 50.0 | 60.1 | 67.6 | 80 | 76 | 260 | 75.4 | 80 | 83 | 272 |
| | | | 284A00 | 75.0 | 90.2 | 97.7 | 100 | 111 | 260 | 105.5 | 110 | 118 | 272 |
| | | MED | NONE | — | — | 42.9 | 50 | 45 | 272 | 49.1 | 60 | 52 | 284 |
| | | | 282A00 | 25.0 | 30.1 | 46.5 | 50 | 45 | 272 | 54.3 | 60 | 52 | 284 |
| | | | 283A00 | 50.0 | 60.1 | 69.0 | 80 | 77 | 272 | 76.7 | 80 | 84 | 284 |
| | | | 284A00 | 75.0 | 90.2 | 99.1 | 100 | 112 | 272 | 106.8 | 110 | 119 | 284 |
| | | HIGH | NONE | — | — | 44.4 | 50 | 47 | 277 | 50.6 | 60 | 54 | 289 |
| | | | 282A00 | 25.0 | 30.1 | 48.4 | 50 | 47 | 277 | 56.1 | 60 | 54 | 289 |
| | | | 283A00 | 50.0 | 60.1 | 70.9 | 80 | 79 | 277 | 78.6 | 80 | 86 | 289 |
| | | | 284A00 | 75.0 | 90.2 | 101.0 | 110 | 114 | 277 | 108.7 | 125 | 121 | 289 |
| | 575-3-60 | STD | NONE | — | — | 34.6 | 45 | 36 | 204 | 39.4 | 50 | 42 | 212 |
| | | | 285A00 | 24.8 | 23.9 | 37.6 | 45 | 36 | 204 | 43.6 | 50 | 42 | 212 |
| | | | 286A00 | 49.6 | 47.7 | 67.4 | 70 | 62 | 204 | 73.4 | 80 | 68 | 212 |
| | | | 287A00 | 74.4 | 71.6 | 79.4 | 90 | 89 | 204 | 85.4 | 90 | 95 | 212 |
| | | MED | NONE | — | — | 34.6 | 45 | 36 | 204 | 39.4 | 50 | 42 | 212 |
| | | | 285A00 | 24.8 | 23.9 | 37.6 | 45 | 36 | 204 | 43.6 | 50 | 42 | 212 |
| | | | 286A00 | 49.6 | 47.7 | 67.4 | 70 | 62 | 204 | 73.4 | 80 | 68 | 212 |
| | | | 287A00 | 74.4 | 71.6 | 79.4 | 90 | 89 | 204 | 85.4 | 90 | 95 | 212 |
| | | HIGH | NONE | — | — | 36.3 | 45 | 38 | 218 | 41.1 | 50 | 44 | 226 |
| | | | 285A00 | 24.8 | 23.9 | 39.8 | 45 | 38 | 218 | 45.8 | 50 | 44 | 226 |
| | | | 286A00 | 49.6 | 47.7 | 69.5 | 70 | 64 | 218 | 75.5 | 80 | 69 | 226 |
| | | | 287A00 | 74.4 | 71.6 | 81.5 | 90 | 91 | 218 | 87.5 | 90 | 97 | 226 |

See Legend and Notes on page 87.

UNIT WIRE/FUSE OR HACR BREAKER SIZING DATA - TWO-SPEED INDOOR FAN MOTOR, 17.5 TONS

| 50TC-* UNIT | NOM. V-PH- HZ | IFM TYPE | ELECTRIC HEATER | | | NO C.O. OR UNPWR C.O. | | | | | | | |
|----------------|---------------------|-------------|-----------------------------|-------------|-------------|-----------------------|-----------------------------------|------------|-------------------------|-------------|-----------------------------------|------------|---------|
| | | | PART NUMBER CRHEATER* | NOM (kW) | FLA | NO P.E. | | | W/ P.E. (PWRD FR/ UNIT) | | | | |
| | | | | | | MCA | MAX FUSE OR HACR BRKR | DISC. SIZE | | MCA | MAX FUSE OR HACR BRKR | DISC. SIZE | |
| | | | | | | | | FLA | LRA | | | FLA | LRA |
| 20 | 208/230-3-60 | STD | NONE | — | — | 80.4/79.4 | 100/100 | 84/83 | 520 | 92.2/91.2 | 100/100 | 98/96 | 540 |
| | | | 279A00 | 18.8/25.0 | 52.1/60.1 | 80.4/87.4 | 100/100 | 84/83 | 520/520 | 93.4/102.1 | 100/110 | 98/96 | 540/540 |
| | | | 280A00 | 37.6/50.0 | 104.2/120.3 | 143.8/132.6 | 150/150 | 132/150 | 520/520 | 158.5/147.3 | 175/175 | 146/163 | 540/540 |
| | | | 281A00 | 56.3/75.0 | 156.4/180.4 | 169.9/192.7 | 200/225 | 192/219 | 520/520 | 184.7/207.4 | 200/225 | 206/232 | 540/540 |
| | | MED | NONE | — | — | 83.2/82.3 | 100/100 | 87/86 | 531 | 95.0/94.1 | 110/110 | 101/100 | 551 |
| | | | 279A00 | 18.8/25.0 | 52.1/60.1 | 83.2/91.0 | 100/100 | 87/86 | 531/531 | 96.9/105.8 | 110/110 | 101/100 | 551/551 |
| | | | 280A00 | 37.6/50.0 | 104.2/120.3 | 147.3/136.2 | 150/150 | 135/153 | 531/531 | 162.0/150.9 | 175/175 | 149/167 | 551/551 |
| | | | 281A00 | 56.3/75.0 | 156.4/180.4 | 173.4/196.3 | 200/225 | 196/222 | 531/531 | 188.2/211.0 | 200/225 | 209/236 | 551/551 |
| | | HIGH | NONE | — | — | 86.7 | 100 | 91 | 527 | 98.5 | 125 | 105 | 547 |
| | | | 279A00 | 18.8/25.0 | 52.1/60.1 | 86.7/96.5 | 100/100 | 91/91 | 527/527 | 101.3/111.3 | 125/125 | 105/105 | 547/547 |
| | | | 280A00 | 37.6/50.0 | 104.2/120.3 | 151.6/141.7 | 175/175 | 139/158 | 527/527 | 166.4/156.4 | 175/175 | 153/172 | 547/547 |
| | | | 281A00 | 56.3/75.0 | 156.4/180.4 | 177.8/201.8 | 200/225 | 200/227 | 527/527 | 192.5/216.5 | 200/250 | 213/241 | 547/547 |
| | 460-3-60 | STD | NONE | — | — | 40.7 | 50 | 43 | 270 | 46.9 | 60 | 50 | 282 |
| | | | 282A00 | 25.0 | 30.1 | 43.8 | 50 | 43 | 270 | 51.5 | 60 | 50 | 282 |
| | | | 283A00 | 50.0 | 60.1 | 66.2 | 80 | 75 | 270 | 74.0 | 80 | 82 | 282 |
| | | | 284A00 | 75.0 | 90.2 | 96.3 | 100 | 109 | 270 | 104.1 | 110 | 116 | 282 |
| | | MED | NONE | — | — | 42.2 | 50 | 44 | 275 | 48.4 | 60 | 51 | 287 |
| | | | 282A00 | 25.0 | 30.1 | 45.6 | 50 | 44 | 275 | 53.4 | 60 | 51 | 287 |
| | | | 283A00 | 50.0 | 60.1 | 68.1 | 80 | 76 | 275 | 75.9 | 80 | 84 | 287 |
| | | | 284A00 | 75.0 | 90.2 | 98.2 | 100 | 111 | 275 | 106.0 | 125 | 118 | 287 |
| | | HIGH | NONE | — | — | 44.4 | 50 | 47 | 273 | 50.6 | 60 | 54 | 285 |
| | | | 282A00 | 25.0 | 30.1 | 48.4 | 50 | 47 | 273 | 56.1 | 60 | 54 | 285 |
| | | | 283A00 | 50.0 | 60.1 | 70.9 | 80 | 79 | 273 | 78.6 | 80 | 86 | 285 |
| | | | 284A00 | 75.0 | 90.2 | 101.0 | 110 | 114 | 273 | 108.7 | 125 | 121 | 285 |
| | 575-3-60 | STD | NONE | — | — | 32.9 | 45 | 34 | 202 | 37.7 | 45 | 40 | 210 |
| | | | 285A00 | 24.8 | 23.9 | 35.5 | 45 | 34 | 202 | 41.5 | 45 | 40 | 210 |
| | | | 286A00 | 49.6 | 47.7 | 65.3 | 70 | 60 | 202 | 71.3 | 80 | 66 | 210 |
| | | | 287A00 | 74.4 | 71.6 | 77.2 | 90 | 88 | 202 | 83.2 | 90 | 93 | 210 |
| | | MED | NONE | — | — | 34.6 | 45 | 36 | 216 | 39.4 | 50 | 42 | 224 |
| | | | 285A00 | 24.8 | 23.9 | 37.6 | 45 | 36 | 216 | 43.6 | 50 | 42 | 224 |
| | | | 286A00 | 49.6 | 47.7 | 67.4 | 70 | 62 | 216 | 73.4 | 80 | 68 | 224 |
| | | | 287A00 | 74.4 | 71.6 | 79.4 | 90 | 89 | 216 | 85.4 | 90 | 95 | 224 |
| | | HIGH | NONE | — | — | 36.0 | 45 | 38 | 214 | 40.8 | 50 | 43 | 222 |
| | | | 285A00 | 24.8 | 23.9 | 39.4 | 45 | 38 | 214 | 45.4 | 50 | 43 | 222 |
| | | | 286A00 | 49.6 | 47.7 | 69.1 | 70 | 64 | 214 | 75.1 | 80 | 69 | 222 |
| | | | 287A00 | 74.4 | 71.6 | 81.1 | 90 | 91 | 214 | 87.1 | 90 | 97 | 222 |

See Legend and Notes on page 87.

Electrical data (cont)



UNIT WIRE/FUSE OR HACR BREAKER SIZING DATA - TWO-SPEED INDOOR FAN MOTOR, 17.5 TONS (cont)

| 50TC-* UNIT | NOM. V-PH- HZ | IFM TYPE | ELECTRIC HEATER | | | WITH PWRD C.O. | | | | | | | |
|----------------|---------------------|-------------|-----------------------------|-------------|-------------|----------------|-----------------------------------|------------|-------------------------|-------------|-----------------------------------|------------|---------|
| | | | PART NUMBER CRHEATER* | NOM (kW) | FLA | NO P.E. | | | W/ P.E. (PWRD FR/ UNIT) | | | | |
| | | | | | | MCA | MAX FUSE OR HACR BRKR | DISC. SIZE | | MCA | MAX FUSE OR HACR BRKR | DISC. SIZE | |
| | | | | | | | | FLA | LRA | | | FLA | LRA |
| 20 | 208/230-3-60 | STD | NONE | — | — | 85.2/84.2 | 100/100 | 89/88 | 525 | 97.0/96.0 | 125/125 | 103/102 | 545 |
| | | | 279A00 | 18.8/25.0 | 52.1/60.1 | 85.2/93.4 | 100/100 | 89/88 | 525/525 | 99.4/108.1 | 125/125 | 103/102 | 545/545 |
| | | | 280A00 | 37.6/50.0 | 104.2/120.3 | 149.8/138.6 | 150/150 | 138/155 | 525/525 | 164.5/153.3 | 175/175 | 151/169 | 545/545 |
| | | | 281A00 | 56.3/75.0 | 156.4/180.4 | 175.9/198.7 | 200/225 | 198/224 | 525/525 | 190.7/213.4 | 200/225 | 211/238 | 545/545 |
| | | MED | NONE | — | — | 88.0/87.1 | 100/100 | 93/92 | 536 | 99.8/98.9 | 125/125 | 106/105 | 556 |
| | | | 279A00 | 18.8/25.0 | 52.1/60.1 | 88.1/97.0 | 100/100 | 93/92 | 536/536 | 102.9/111.8 | 125/125 | 106/105 | 556/556 |
| | | | 280A00 | 37.6/50.0 | 104.2/120.3 | 153.3/142.2 | 175/175 | 141/158 | 536/536 | 168.0/156.9 | 175/175 | 155/172 | 556/556 |
| | | | 281A00 | 56.3/75.0 | 156.4/180.4 | 179.4/202.3 | 200/225 | 201/228 | 536/536 | 194.2/217.0 | 200/250 | 215/241 | 556/556 |
| | | HIGH | NONE | — | — | 91.5 | 100 | 97 | 532 | 103.3 | 125 | 110 | 552 |
| | | | 279A00 | 18.8/25.0 | 52.1/60.1 | 92.5/102.5 | 100/110 | 97/97 | 532/532 | 107.3/117.3 | 125/125 | 110/110 | 552/552 |
| | | | 280A00 | 37.6/50.0 | 104.2/120.3 | 157.6/147.7 | 175/175 | 145/164 | 532/532 | 172.4/162.4 | 175/175 | 159/177 | 552/552 |
| | | | 281A00 | 56.3/75.0 | 156.4/180.4 | 183.8/207.8 | 200/225 | 205/233 | 532/532 | 198.5/222.5 | 200/250 | 219/246 | 552/552 |
| | 460-3-60 | STD | NONE | — | — | 42.9 | 50 | 45 | 272 | 49.1 | 60 | 52 | 284 |
| | | | 282A00 | 25.0 | 30.1 | 46.5 | 50 | 45 | 272 | 54.3 | 60 | 52 | 284 |
| | | | 283A00 | 50.0 | 60.1 | 69.0 | 80 | 77 | 272 | 76.7 | 80 | 84 | 284 |
| | | | 284A00 | 75.0 | 90.2 | 99.1 | 100 | 112 | 272 | 106.8 | 110 | 119 | 284 |
| | | MED | NONE | — | — | 44.4 | 50 | 47 | 277 | 50.6 | 60 | 54 | 289 |
| | | | 282A00 | 25.0 | 30.1 | 48.4 | 50 | 47 | 277 | 56.1 | 60 | 54 | 289 |
| | | | 283A00 | 50.0 | 60.1 | 70.9 | 80 | 79 | 277 | 78.6 | 80 | 86 | 289 |
| | | | 284A00 | 75.0 | 90.2 | 101.0 | 110 | 114 | 277 | 108.7 | 125 | 121 | 289 |
| | | HIGH | NONE | — | — | 46.6 | 60 | 49 | 275 | 52.8 | 60 | 56 | 287 |
| | | | 282A00 | 25.0 | 30.1 | 51.1 | 60 | 49 | 275 | 58.9 | 60 | 56 | 287 |
| | | | 283A00 | 50.0 | 60.1 | 73.6 | 80 | 82 | 275 | 81.4 | 90 | 89 | 287 |
| | | | 284A00 | 75.0 | 90.2 | 103.7 | 125 | 116 | 275 | 111.5 | 125 | 123 | 287 |
| | 575-3-60 | STD | NONE | — | — | 34.6 | 45 | 36 | 204 | 39.4 | 50 | 42 | 212 |
| | | | 285A00 | 24.8 | 23.9 | 37.6 | 45 | 36 | 204 | 43.6 | 50 | 42 | 212 |
| | | | 286A00 | 49.6 | 47.7 | 67.4 | 70 | 62 | 204 | 73.4 | 80 | 68 | 212 |
| | | | 287A00 | 74.4 | 71.6 | 79.4 | 90 | 89 | 204 | 85.4 | 90 | 95 | 212 |
| MED | | NONE | — | — | 36.3 | 45 | 38 | 218 | 41.1 | 50 | 44 | 226 | |
| | | 285A00 | 24.8 | 23.9 | 39.8 | 45 | 38 | 218 | 45.8 | 50 | 44 | 226 | |
| | | 286A00 | 49.6 | 47.7 | 69.5 | 70 | 64 | 218 | 75.5 | 80 | 69 | 226 | |
| | | 287A00 | 74.4 | 71.6 | 81.5 | 90 | 91 | 218 | 87.5 | 90 | 97 | 226 | |
| HIGH | | NONE | — | — | 37.7 | 45 | 40 | 216 | 42.5 | 50 | 45 | 224 | |
| | | 285A00 | 24.8 | 23.9 | 41.5 | 45 | 40 | 216 | 47.5 | 50 | 45 | 224 | |
| | | 286A00 | 49.6 | 47.7 | 71.3 | 80 | 66 | 216 | 77.3 | 80 | 71 | 224 | |
| | | 287A00 | 74.4 | 71.6 | 83.2 | 90 | 93 | 216 | 89.2 | 90 | 99 | 224 | |

See Legend and Notes on page 87.

UNIT WIRE/FUSE OR HACR BREAKER SIZING DATA - TWO-SPEED INDOOR FAN MOTOR, 20 TONS

| 50TC-* UNIT | NOM. V-PH- HZ | IFM TYPE | ELECTRIC HEATER | | | NO C.O. OR UNPWR C.O. | | | | | | | |
|----------------|---------------------|-------------|-----------------------------|-------------|-------------|-----------------------|-----------------------------------|------------|---------|-------------------------|-----------------------------------|------------|---------|
| | | | PART NUMBER CRHEATER* | NOM (kW) | FLA | NO P.E. | | | | W/ P.E. (PWRD FR/ UNIT) | | | |
| | | | | | | MCA | MAX FUSE OR HACR BRKR | DISC. SIZE | | MCA | MAX FUSE OR HACR BRKR | DISC. SIZE | |
| | | | | | | | | FLA | LRA | | | FLA | LRA |
| 24 | 208/230-3-60 | STD | NONE | — | — | 109.2/108.3 | 150/150 | 112/111 | 540 | 121.0/120.1 | 150/150 | 125/124 | 560 |
| | | | 279A00 | 18.8/25.0 | 52.1/60.1 | 109.2/108.3 | 150/150 | 112/111 | 540/540 | 121.0/120.1 | 150/150 | 125/124 | 560/560 |
| | | | 280A00 | 37.6/50.0 | 104.2/120.3 | 147.3/136.2 | 150/150 | 135/153 | 540/540 | 162.0/150.9 | 175/175 | 149/167 | 560/560 |
| | | | 281A00 | 56.3/75.0 | 156.4/180.4 | 173.4/196.3 | 200/225 | 196/222 | 540/540 | 188.2/211.0 | 200/225 | 209/236 | 560/560 |
| | | MED | NONE | — | — | 112.7 | 150 | 116 | 536 | 124.5 | 150 | 129 | 556 |
| | | | 279A00 | 18.8/25.0 | 52.1/60.1 | 112.7/112.7 | 150/150 | 116/116 | 536/536 | 124.5/124.5 | 150/150 | 129/129 | 556/556 |
| | | | 280A00 | 37.6/50.0 | 104.2/120.3 | 151.6/141.7 | 175/175 | 139/158 | 536/536 | 166.4/156.4 | 175/175 | 153/172 | 556/556 |
| | | | 281A00 | 56.3/75.0 | 156.4/180.4 | 177.8/201.8 | 200/225 | 200/227 | 536/536 | 192.5/216.5 | 200/250 | 213/241 | 556/556 |
| | | HIGH | NONE | — | — | 124.1 | 150 | 129 | 615 | 135.9 | 175 | 142 | 635 |
| | | | 279A00 | 18.8/25.0 | 52.1/60.1 | 124.1/124.1 | 150/150 | 129/129 | 615/615 | 135.9/135.9 | 175/175 | 142/142 | 635/635 |
| | | | 280A00 | 37.6/50.0 | 104.2/120.3 | 165.9/155.9 | 175/175 | 153/171 | 615/615 | 180.6/170.7 | 200/175 | 166/185 | 635/635 |
| | | | 281A00 | 56.3/75.0 | 156.4/180.4 | 192.0/216.0 | 200/250 | 213/240 | 615/615 | 206.8/230.8 | 225/250 | 226/254 | 635/635 |
| | 460-3-60 | STD | NONE | — | — | 48.0 | 60 | 50 | 272 | 54.2 | 60 | 57 | 284 |
| | | | 282A00 | 25.0 | 30.1 | 48.0 | 60 | 50 | 272 | 54.2 | 60 | 57 | 284 |
| | | | 283A00 | 50.0 | 60.1 | 68.1 | 80 | 76 | 272 | 75.9 | 80 | 84 | 284 |
| | | | 284A00 | 75.0 | 90.2 | 98.2 | 100 | 111 | 272 | 106.0 | 125 | 118 | 284 |
| | | MED | NONE | — | — | 50.2 | 60 | 52 | 270 | 56.4 | 70 | 59 | 282 |
| | | | 282A00 | 25.0 | 30.1 | 50.2 | 60 | 52 | 270 | 56.4 | 70 | 59 | 282 |
| | | | 283A00 | 50.0 | 60.1 | 70.9 | 80 | 79 | 270 | 78.6 | 80 | 86 | 282 |
| | | | 284A00 | 75.0 | 90.2 | 101.0 | 110 | 114 | 270 | 108.7 | 125 | 121 | 282 |
| | | HIGH | NONE | — | — | 55.9 | 70 | 59 | 310 | 62.1 | 80 | 66 | 322 |
| | | | 282A00 | 25.0 | 30.1 | 55.9 | 70 | 59 | 310 | 63.3 | 80 | 66 | 322 |
| | | | 283A00 | 50.0 | 60.1 | 78.0 | 90 | 86 | 310 | 85.7 | 90 | 93 | 322 |
| | | | 284A00 | 75.0 | 90.2 | 108.1 | 125 | 120 | 310 | 115.8 | 125 | 127 | 322 |
| | 575-3-60 | STD | NONE | — | — | 39.2 | 50 | 41 | 224 | 44.0 | 50 | 46 | 232 |
| | | | 285A00 | 24.8 | 23.9 | 39.2 | 50 | 41 | 224 | 44.0 | 50 | 46 | 232 |
| | | | 286A00 | 49.6 | 47.7 | 67.4 | 70 | 62 | 224 | 73.4 | 80 | 68 | 232 |
| | | | 287A00 | 74.4 | 71.6 | 79.4 | 90 | 89 | 224 | 85.4 | 90 | 95 | 232 |
| | | MED | NONE | — | — | 40.6 | 50 | 42 | 222 | 45.4 | 60 | 48 | 230 |
| | | | 285A00 | 24.8 | 23.9 | 40.6 | 50 | 42 | 222 | 45.4 | 60 | 48 | 230 |
| | | | 286A00 | 49.6 | 47.7 | 69.1 | 70 | 64 | 222 | 75.1 | 80 | 69 | 230 |
| | | | 287A00 | 74.4 | 71.6 | 81.1 | 90 | 91 | 222 | 87.1 | 90 | 97 | 230 |
| | | HIGH | NONE | — | — | 42.5 | 50 | 45 | 249 | 47.3 | 60 | 50 | 257 |
| | | | 285A00 | 24.8 | 23.9 | 42.5 | 50 | 45 | 249 | 47.8 | 60 | 50 | 257 |
| | | | 286A00 | 49.6 | 47.7 | 71.5 | 80 | 66 | 249 | 77.5 | 80 | 71 | 257 |
| | | | 287A00 | 74.4 | 71.6 | 83.5 | 90 | 93 | 249 | 89.5 | 100 | 99 | 257 |

See Legend and Notes on page 87.

Electrical data (cont)



UNIT WIRE/FUSE OR HACR BREAKER SIZING DATA - TWO-SPEED INDOOR FAN MOTOR, 20 TONS (cont)

| 50TC-* UNIT | NOM. V-PH- HZ | IFM TYPE | ELECTRIC HEATER | | | WITH PWRD C.O. | | | | | | | |
|----------------|---------------------|-------------|-----------------------------|-------------|-------------|----------------|-----------------------------------|------------|-------------------------|-------------|-----------------------------------|------------|---------|
| | | | PART NUMBER CRHEATER* | NOM (kW) | FLA | NO P.E. | | | W/ P.E. (PWRD FR/ UNIT) | | | | |
| | | | | | | MCA | MAX FUSE OR HACR BRKR | DISC. SIZE | | MCA | MAX FUSE OR HACR BRKR | DISC. SIZE | |
| | | | | | | | | FLA | LRA | | | FLA | LRA |
| 24 | 208/230-3-60 | STD | NONE | — | — | 114.0/113.1 | 150/150 | 117/116 | 545 | 125.8/124.9 | 150/150 | 131/130 | 565 |
| | | | 279A00 | 18.8/25.0 | 52.1/60.1 | 114.0/113.1 | 150/150 | 117/116 | 545/545 | 125.8/124.9 | 150/150 | 131/130 | 565/565 |
| | | | 280A00 | 37.6/50.0 | 104.2/120.3 | 153.3/142.2 | 175/175 | 141/158 | 545/545 | 168.0/156.9 | 175/175 | 155/172 | 565/565 |
| | | | 281A00 | 56.3/75.0 | 156.4/180.4 | 179.4/202.3 | 200/225 | 201/228 | 545/545 | 194.2/217.0 | 200/250 | 215/241 | 565/565 |
| | | MED | NONE | — | — | 117.5 | 150 | 121 | 541 | 129.3 | 175 | 135 | 561 |
| | | | 279A00 | 18.8/25.0 | 52.1/60.1 | 117.5/117.5 | 150/150 | 121/121 | 541/541 | 129.3/129.3 | 175/175 | 135/135 | 561/561 |
| | | | 280A00 | 37.6/50.0 | 104.2/120.3 | 157.6/147.7 | 175/175 | 145/164 | 541/541 | 172.4/162.4 | 175/175 | 159/177 | 561/561 |
| | | | 281A00 | 56.3/75.0 | 156.4/180.4 | 183.8/207.8 | 200/225 | 205/233 | 541/541 | 198.5/222.5 | 200/250 | 219/246 | 561/561 |
| | | HIGH | NONE | — | — | 128.9 | 175 | 134 | 620 | 140.7 | 175 | 148 | 640 |
| | | | 279A00 | 18.8/25.0 | 52.1/60.1 | 128.9/128.9 | 175/175 | 134/134 | 620/620 | 140.7/140.7 | 175/175 | 148/148 | 640/640 |
| | | | 280A00 | 37.6/50.0 | 104.2/120.3 | 171.9/161.9 | 175/175 | 158/177 | 620/620 | 186.6/176.7 | 200/200 | 172/190 | 640/640 |
| | | | 281A00 | 56.3/75.0 | 156.4/180.4 | 198.0/222.0 | 225/250 | 218/246 | 620/620 | 212.8/236.8 | 225/250 | 232/259 | 640/640 |
| | 460-3-60 | STD | NONE | — | — | 50.2 | 60 | 52 | 274 | 56.4 | 70 | 59 | 286 |
| | | | 282A00 | 25.0 | 30.1 | 50.2 | 60 | 52 | 274 | 56.4 | 70 | 59 | 286 |
| | | | 283A00 | 50.0 | 60.1 | 70.9 | 80 | 79 | 274 | 78.6 | 80 | 86 | 286 |
| | | | 284A00 | 75.0 | 90.2 | 101.0 | 110 | 114 | 274 | 108.7 | 125 | 121 | 286 |
| | | MED | NONE | — | — | 52.4 | 60 | 55 | 272 | 58.6 | 70 | 62 | 284 |
| | | | 282A00 | 25.0 | 30.1 | 52.4 | 60 | 55 | 272 | 58.9 | 70 | 62 | 284 |
| | | | 283A00 | 50.0 | 60.1 | 73.6 | 80 | 82 | 272 | 81.4 | 90 | 89 | 284 |
| | | | 284A00 | 75.0 | 90.2 | 103.7 | 125 | 116 | 272 | 111.5 | 125 | 123 | 284 |
| | | HIGH | NONE | — | — | 58.1 | 70 | 61 | 312 | 64.3 | 80 | 69 | 324 |
| | | | 282A00 | 25.0 | 30.1 | 58.3 | 70 | 61 | 312 | 66.0 | 80 | 69 | 324 |
| | | | 283A00 | 50.0 | 60.1 | 80.7 | 90 | 88 | 312 | 88.5 | 100 | 95 | 324 |
| | | | 284A00 | 75.0 | 90.2 | 110.8 | 125 | 123 | 312 | 118.6 | 125 | 130 | 324 |
| | 575-3-60 | STD | NONE | — | — | 40.9 | 50 | 43 | 226 | 45.7 | 60 | 48 | 234 |
| | | | 285A00 | 24.8 | 23.9 | 40.9 | 50 | 43 | 226 | 45.8 | 60 | 48 | 234 |
| | | | 286A00 | 49.6 | 47.7 | 69.5 | 70 | 64 | 226 | 75.5 | 80 | 69 | 234 |
| | | | 287A00 | 74.4 | 71.6 | 81.5 | 90 | 91 | 226 | 87.5 | 90 | 97 | 234 |
| | | MED | NONE | — | — | 42.3 | 50 | 44 | 224 | 47.1 | 60 | 50 | 232 |
| | | | 285A00 | 24.8 | 23.9 | 42.3 | 50 | 44 | 224 | 47.5 | 60 | 50 | 232 |
| | | | 286A00 | 49.6 | 47.7 | 71.3 | 80 | 66 | 224 | 77.3 | 80 | 71 | 232 |
| | | | 287A00 | 74.4 | 71.6 | 83.2 | 90 | 93 | 224 | 89.2 | 90 | 99 | 232 |
| | | HIGH | NONE | — | — | 44.2 | 50 | 47 | 251 | 49.0 | 60 | 52 | 259 |
| | | | 285A00 | 24.8 | 23.9 | 44.2 | 50 | 47 | 251 | 49.9 | 60 | 52 | 259 |
| | | | 286A00 | 49.6 | 47.7 | 73.6 | 80 | 68 | 251 | 79.6 | 80 | 73 | 259 |
| | | | 287A00 | 74.4 | 71.6 | 85.6 | 90 | 95 | 251 | 91.6 | 100 | 101 | 259 |

See Legend and Notes on page 87.

UNIT WIRE/FUSE OR HACR BREAKER SIZING DATA - TWO-SPEED INDOOR FAN MOTOR, 25 TONS

| 50TC-* UNIT | NOM. V-PH- HZ | IFM TYPE | ELECTRIC HEATER | | | NO C.O. OR UNPWR C.O. | | | | | | | |
|----------------|---------------------|-------------|-----------------------------|-------------|-------------|-----------------------|-----------------------------------|------------|-------------------------|-------------|-----------------------------------|------------|---------|
| | | | PART NUMBER CRHEATER* | NOM (kW) | FLA | NO P.E. | | | W/ P.E. (PWRD FR/ UNIT) | | | | |
| | | | | | | MCA | MAX FUSE OR HACR BRKR | DISC. SIZE | | MCA | MAX FUSE OR HACR BRKR | DISC. SIZE | |
| | | | | | | | | FLA | LRA | | | FLA | LRA |
| 28 | 208/230-3-60 | STD | NONE | — | — | 127.8/126.9 | 175/175 | 133/132 | 590 | 139.6/138.7 | 175/175 | 147/146 | 610 |
| | | | 279A00 | 18.8/25.0 | 52.1/60.1 | 127.8/126.9 | 175/175 | 133/132 | 590/590 | 139.6/138.7 | 175/175 | 147/146 | 610/610 |
| | | | 280A00 | 37.6/50.0 | 104.2/120.3 | 147.3/136.2 | 175/175 | 135/153 | 590/590 | 162.0/150.9 | 175/175 | 149/167 | 610/610 |
| | | | 281A00 | 56.3/75.0 | 156.4/180.4 | 173.4/196.3 | 200/225 | 196/222 | 590/590 | 188.2/211.0 | 200/225 | 209/236 | 610/610 |
| | | MED | NONE | — | — | 131.3 | 175 | 137 | 586 | 143.1 | 175 | 151 | 606 |
| | | | 279A00 | 18.8/25.0 | 52.1/60.1 | 131.3/131.3 | 175/175 | 137/137 | 586/586 | 143.1/143.1 | 175/175 | 151/151 | 606/606 |
| | | | 280A00 | 37.6/50.0 | 104.2/120.3 | 151.6/141.7 | 175/175 | 139/158 | 586/586 | 166.4/156.4 | 175/175 | 153/172 | 606/606 |
| | | | 281A00 | 56.3/75.0 | 156.4/180.4 | 177.8/201.8 | 200/225 | 200/227 | 586/586 | 192.5/216.5 | 200/250 | 213/241 | 606/606 |
| | | HIGH | NONE | — | — | 142.7 | 175 | 150 | 665 | 154.5 | 200 | 164 | 685 |
| | | | 279A00 | 18.8/25.0 | 52.1/60.1 | 142.7/142.7 | 175/175 | 150/150 | 665/665 | 154.5/154.5 | 200/200 | 164/164 | 685/685 |
| | | | 280A00 | 37.6/50.0 | 104.2/120.3 | 165.9/155.9 | 175/175 | 153/171 | 665/665 | 180.6/170.7 | 200/200 | 166/185 | 685/685 |
| | | | 281A00 | 56.3/75.0 | 156.4/180.4 | 192.0/216.0 | 200/250 | 213/240 | 665/665 | 206.8/230.8 | 225/250 | 226/254 | 685/685 |
| | 460-3-60 | STD | NONE | — | — | 51.9 | 60 | 54 | 302 | 58.1 | 70 | 61 | 314 |
| | | | 282A00 | 25.0 | 30.1 | 51.9 | 60 | 54 | 302 | 58.1 | 70 | 61 | 314 |
| | | | 283A00 | 50.0 | 60.1 | 68.1 | 80 | 76 | 302 | 75.9 | 80 | 84 | 314 |
| | | | 284A00 | 75.0 | 90.2 | 98.2 | 100 | 111 | 302 | 106.0 | 125 | 118 | 314 |
| | | MED | NONE | — | — | 54.1 | 60 | 57 | 300 | 60.3 | 70 | 64 | 312 |
| | | | 282A00 | 25.0 | 30.1 | 54.1 | 60 | 57 | 300 | 60.3 | 70 | 64 | 312 |
| | | | 283A00 | 50.0 | 60.1 | 70.9 | 80 | 79 | 300 | 78.6 | 80 | 86 | 312 |
| | | | 284A00 | 75.0 | 90.2 | 101.0 | 110 | 114 | 300 | 108.7 | 125 | 121 | 312 |
| | | HIGH | NONE | — | — | 59.8 | 70 | 63 | 340 | 66.0 | 80 | 70 | 352 |
| | | | 282A00 | 25.0 | 30.1 | 59.8 | 70 | 63 | 340 | 66.0 | 80 | 70 | 352 |
| | | | 283A00 | 50.0 | 60.1 | 78.0 | 90 | 86 | 340 | 85.7 | 90 | 93 | 352 |
| | | | 284A00 | 75.0 | 90.2 | 108.1 | 125 | 120 | 340 | 115.8 | 125 | 127 | 352 |
| | 575-3-60 | STD | NONE | — | — | 41.7 | 50 | 44 | 244 | 46.5 | 60 | 49 | 252 |
| | | | 285A00 | 24.8 | 23.9 | 41.7 | 50 | 44 | 244 | 46.5 | 60 | 49 | 252 |
| | | | 286A00 | 49.6 | 47.7 | 67.4 | 70 | 62 | 244 | 73.4 | 80 | 68 | 252 |
| | | | 287A00 | 74.4 | 71.6 | 79.4 | 90 | 89 | 244 | 85.4 | 90 | 95 | 252 |
| | | MED | NONE | — | — | 43.1 | 50 | 45 | 242 | 47.9 | 60 | 51 | 250 |
| | | | 285A00 | 24.8 | 23.9 | 43.1 | 50 | 45 | 242 | 47.9 | 60 | 51 | 250 |
| | | | 286A00 | 49.6 | 47.7 | 69.1 | 70 | 64 | 242 | 75.1 | 80 | 69 | 250 |
| | | | 287A00 | 74.4 | 71.6 | 81.1 | 90 | 91 | 242 | 87.1 | 90 | 97 | 250 |
| | | HIGH | NONE | — | — | 45.0 | 50 | 47 | 269 | 49.8 | 60 | 53 | 277 |
| | | | 285A00 | 24.8 | 23.9 | 45.0 | 50 | 47 | 269 | 49.8 | 60 | 53 | 277 |
| | | | 286A00 | 49.6 | 47.7 | 71.5 | 80 | 66 | 269 | 77.5 | 80 | 71 | 277 |
| | | | 287A00 | 74.4 | 71.6 | 83.5 | 90 | 93 | 269 | 89.5 | 100 | 99 | 277 |

See Legend and Notes on page 87.

Electrical data (cont)



UNIT WIRE/FUSE OR HACR BREAKER SIZING DATA - TWO-SPEED INDOOR FAN MOTOR, 25 TONS (cont)

| 50TC-* UNIT | NOM. V-PH- HZ | IFM TYPE | ELECTRIC HEATER | | | WITH PWRD C.O. | | | | | | | |
|----------------|---------------------|-------------|-----------------------------|-------------|-------------|----------------|-----------------------------------|------------|-------------------------|-------------|-----------------------------------|------------|---------|
| | | | PART NUMBER CRHEATER* | NOM (kW) | FLA | NO P.E. | | | W/ P.E. (PWRD FR/ UNIT) | | | | |
| | | | | | | MCA | MAX FUSE OR HACR BRKR | DISC. SIZE | | MCA | MAX FUSE OR HACR BRKR | DISC. SIZE | |
| | | | | | | | | FLA | LRA | | | FLA | LRA |
| 28 | 208/230-3-60 | STD | NONE | — | — | 132.6/131.7 | 175/175 | 139/138 | 595 | 144.4/143.5 | 175/175 | 152/151 | 615 |
| | | | 279A00 | 18.8/25.0 | 52.1/60.1 | 132.6/131.7 | 175/175 | 139/138 | 595/595 | 144.4/143.5 | 175/175 | 152/151 | 615/615 |
| | | | 280A00 | 37.6/50.0 | 104.2/120.3 | 153.3/142.2 | 175/175 | 141/158 | 595/595 | 168.0/156.9 | 175/175 | 155/172 | 615/615 |
| | | | 281A00 | 56.3/75.0 | 156.4/180.4 | 179.4/202.3 | 200/225 | 201/228 | 595/595 | 194.2/217.0 | 200/250 | 215/241 | 615/615 |
| | | MED | NONE | — | — | 136.1 | 175 | 143 | 591 | 147.9 | 175 | 156 | 611 |
| | | | 279A00 | 18.8/25.0 | 52.1/60.1 | 136.1/136.1 | 175/175 | 143/143 | 591/591 | 147.9/147.9 | 175/175 | 156/156 | 611/611 |
| | | | 280A00 | 37.6/50.0 | 104.2/120.3 | 157.6/147.7 | 175/175 | 145/164 | 591/591 | 172.4/162.4 | 175/175 | 159/177 | 611/611 |
| | | | 281A00 | 56.3/75.0 | 156.4/180.4 | 183.8/207.8 | 200/225 | 205/233 | 591/591 | 198.5/222.5 | 200/250 | 219/246 | 611/611 |
| | | HIGH | NONE | — | — | 147.5 | 175 | 156 | 670 | 159.3 | 200 | 169 | 690 |
| | | | 279A00 | 18.8/25.0 | 52.1/60.1 | 147.5/147.5 | 175/175 | 156/156 | 670/670 | 159.3/159.3 | 200/200 | 169/169 | 690/690 |
| | | | 280A00 | 37.6/50.0 | 104.2/120.3 | 171.9/161.9 | 175/175 | 158/177 | 670/670 | 186.6/176.7 | 200/200 | 172/190 | 690/690 |
| | | | 281A00 | 56.3/75.0 | 156.4/180.4 | 198.0/222.0 | 225/250 | 218/246 | 670/670 | 212.8/236.8 | 225/250 | 232/259 | 690/690 |
| | 460-3-60 | STD | NONE | — | — | 54.1 | 60 | 57 | 304 | 60.3 | 70 | 64 | 316 |
| | | | 282A00 | 25.0 | 30.1 | 54.1 | 60 | 57 | 304 | 60.3 | 70 | 64 | 316 |
| | | | 283A00 | 50.0 | 60.1 | 70.9 | 80 | 79 | 304 | 78.6 | 80 | 86 | 316 |
| | | | 284A00 | 75.0 | 90.2 | 101.0 | 110 | 114 | 304 | 108.7 | 125 | 121 | 316 |
| | | MED | NONE | — | — | 56.3 | 70 | 59 | 302 | 62.5 | 80 | 66 | 314 |
| | | | 282A00 | 25.0 | 30.1 | 56.3 | 70 | 59 | 302 | 62.5 | 80 | 66 | 314 |
| | | | 283A00 | 50.0 | 60.1 | 73.6 | 80 | 82 | 302 | 81.4 | 90 | 89 | 314 |
| | | | 284A00 | 75.0 | 90.2 | 103.7 | 125 | 116 | 302 | 111.5 | 125 | 123 | 314 |
| | | HIGH | NONE | — | — | 62.0 | 80 | 66 | 342 | 68.2 | 80 | 73 | 354 |
| | | | 282A00 | 25.0 | 30.1 | 62.0 | 80 | 66 | 342 | 68.2 | 80 | 73 | 354 |
| | | | 283A00 | 50.0 | 60.1 | 80.7 | 90 | 88 | 342 | 88.5 | 100 | 95 | 354 |
| | | | 284A00 | 75.0 | 90.2 | 110.8 | 125 | 123 | 342 | 118.6 | 125 | 130 | 354 |
| | 575-3-60 | STD | NONE | — | — | 43.4 | 50 | 46 | 246 | 48.2 | 60 | 51 | 254 |
| | | | 285A00 | 24.8 | 23.9 | 43.4 | 50 | 46 | 246 | 48.2 | 60 | 51 | 254 |
| | | | 286A00 | 49.6 | 47.7 | 69.5 | 70 | 64 | 246 | 75.5 | 80 | 69 | 254 |
| | | | 287A00 | 74.4 | 71.6 | 81.5 | 90 | 91 | 246 | 87.5 | 90 | 97 | 254 |
| | | MED | NONE | — | — | 44.8 | 50 | 47 | 244 | 49.6 | 60 | 53 | 252 |
| | | | 285A00 | 24.8 | 23.9 | 44.8 | 50 | 47 | 244 | 49.6 | 60 | 53 | 252 |
| | | | 286A00 | 49.6 | 47.7 | 71.3 | 80 | 66 | 244 | 77.3 | 80 | 71 | 252 |
| | | | 287A00 | 74.4 | 71.6 | 83.2 | 90 | 93 | 244 | 89.2 | 90 | 99 | 252 |
| | | HIGH | NONE | — | — | 46.7 | 60 | 49 | 271 | 51.5 | 60 | 55 | 279 |
| | | | 285A00 | 24.8 | 23.9 | 46.7 | 60 | 49 | 271 | 51.5 | 60 | 55 | 279 |
| | | | 286A00 | 49.6 | 47.7 | 73.6 | 80 | 68 | 271 | 79.6 | 80 | 73 | 279 |
| | | | 287A00 | 74.4 | 71.6 | 85.6 | 90 | 95 | 271 | 91.6 | 100 | 101 | 279 |

See Legend and Notes on page 87.

UNIT WIRE/FUSE OR HACR BREAKER SIZING DATA - TWO-SPEED INDOOR FAN MOTOR, 27.5 TONS

| 50TC-* UNIT | NOM. V-PH- HZ | IFM TYPE | ELECTRIC HEATER | | | NO C.O. OR UNPWR C.O. | | | | | | | |
|----------------|---------------------|-------------|-----------------------------|-------------|-------------|-----------------------|-----------------------------------|------------|---------|-------------------------|-----------------------------------|------------|---------|
| | | | PART NUMBER CRHEATER* | NOM (kW) | FLA | NO P.E. | | | | W/ P.E. (PWRD FR/ UNIT) | | | |
| | | | | | | MCA | MAX FUSE OR HACR BRKR | DISC. SIZE | | MCA | MAX FUSE OR HACR BRKR | DISC. SIZE | |
| | | | | | | | | FLA | LRA | | | FLA | LRA |
| 30 | 208/230-3-60 | STD | NONE | — | — | 141.5 | 175 | 148 | 702 | 153.3 | 200 | 162 | 722 |
| | | | 279A00 | 18.8/25.0 | 52.1/60.1 | 141.5/141.5 | 175/175 | 148/148 | 702/702 | 153.3/153.3 | 200/200 | 162/162 | 722/722 |
| | | | 280A00 | 37.6/50.0 | 104.2/120.3 | 151.6/141.7 | 175/175 | 148/158 | 702/702 | 166.4/156.4 | 200/200 | 162/172 | 722/722 |
| | | | 281A00 | 56.3/75.0 | 156.4/180.4 | 177.8/201.8 | 200/225 | 200/227 | 702/702 | 192.5/216.5 | 200/250 | 213/241 | 722/722 |
| | | MED | NONE | — | — | 152.9 | 200 | 161 | 781 | 164.7 | 200 | 175 | 801 |
| | | | 279A00 | 18.8/25.0 | 52.1/60.1 | 152.9/152.9 | 200/200 | 161/161 | 781/781 | 164.7/164.7 | 200/200 | 175/175 | 801/801 |
| | | | 280A00 | 37.6/50.0 | 104.2/120.3 | 165.9/155.9 | 200/200 | 161/171 | 781/781 | 180.6/170.7 | 200/200 | 175/185 | 801/801 |
| | | | 281A00 | 56.3/75.0 | 156.4/180.4 | 192.0/216.0 | 200/250 | 213/240 | 781/781 | 206.8/230.8 | 225/250 | 226/254 | 801/801 |
| | | HIGH | NONE | — | — | 154.8 | 200 | 163 | 812 | 166.6 | 200 | 177 | 832 |
| | | | 279A00 | 18.8/25.0 | 52.1/60.1 | 154.8/154.8 | 200/200 | 163/163 | 812/812 | 166.6/166.6 | 200/200 | 177/177 | 832/832 |
| | | | 280A00 | 37.6/50.0 | 104.2/120.3 | 168.3/158.3 | 200/200 | 163/173 | 812/812 | 183.0/173.1 | 200/200 | 177/187 | 832/832 |
| | | | 281A00 | 56.3/75.0 | 156.4/180.4 | 194.4/218.4 | 225/250 | 215/242 | 812/812 | 209.2/233.2 | 225/250 | 228/256 | 832/832 |
| | 460-3-60 | STD | NONE | — | — | 66.0 | 80 | 69 | 354 | 72.2 | 90 | 76 | 366 |
| | | | 282A00 | 25.0 | 30.1 | 66.0 | 80 | 69 | 354 | 72.2 | 90 | 76 | 366 |
| | | | 283A00 | 50.0 | 60.1 | 70.9 | 80 | 79 | 354 | 78.6 | 90 | 86 | 366 |
| | | | 284A00 | 75.0 | 90.2 | 101.0 | 110 | 114 | 354 | 108.7 | 125 | 121 | 366 |
| | | MED | NONE | — | — | 71.7 | 90 | 76 | 394 | 77.9 | 100 | 83 | 406 |
| | | | 282A00 | 25.0 | 30.1 | 71.7 | 90 | 76 | 394 | 77.9 | 100 | 83 | 406 |
| | | | 283A00 | 50.0 | 60.1 | 78.0 | 90 | 86 | 394 | 85.7 | 100 | 93 | 406 |
| | | | 284A00 | 75.0 | 90.2 | 108.1 | 125 | 120 | 394 | 115.8 | 125 | 127 | 406 |
| | | HIGH | NONE | — | — | 72.6 | 90 | 77 | 409 | 78.8 | 100 | 84 | 421 |
| | | | 282A00 | 25.0 | 30.1 | 72.6 | 90 | 77 | 409 | 78.8 | 100 | 84 | 421 |
| | | | 283A00 | 50.0 | 60.1 | 79.1 | 90 | 87 | 409 | 86.9 | 100 | 94 | 421 |
| | | | 284A00 | 75.0 | 90.2 | 109.2 | 125 | 121 | 409 | 117.0 | 125 | 128 | 421 |
| | 575-3-60 | STD | NONE | — | — | 56.0 | 70 | 59 | 264 | 60.8 | 80 | 64 | 272 |
| | | | 285A00 | 24.8 | 23.9 | 56.0 | 70 | 59 | 264 | 60.8 | 80 | 64 | 272 |
| | | | 286A00 | 49.6 | 47.7 | 69.1 | 70 | 64 | 264 | 75.1 | 80 | 69 | 272 |
| | | | 287A00 | 74.4 | 71.6 | 81.1 | 90 | 91 | 264 | 87.1 | 90 | 97 | 272 |
| | | MED | NONE | — | — | 57.9 | 70 | 61 | 291 | 62.7 | 80 | 66 | 299 |
| | | | 285A00 | 24.8 | 23.9 | 57.9 | 70 | 61 | 291 | 62.7 | 80 | 66 | 299 |
| | | | 286A00 | 49.6 | 47.7 | 71.5 | 80 | 66 | 291 | 77.5 | 80 | 71 | 299 |
| | | | 287A00 | 74.4 | 71.6 | 83.5 | 90 | 93 | 291 | 89.5 | 100 | 99 | 299 |
| | | HIGH | NONE | — | — | 60.8 | 80 | 64 | 302 | 65.6 | 80 | 70 | 310 |
| | | | 285A00 | 24.8 | 23.9 | 60.8 | 80 | 64 | 302 | 65.6 | 80 | 70 | 310 |
| | | | 286A00 | 49.6 | 47.7 | 75.1 | 80 | 69 | 302 | 81.1 | 90 | 75 | 310 |
| | | | 287A00 | 74.4 | 71.6 | 87.1 | 100 | 97 | 302 | 93.1 | 100 | 102 | 310 |

See Legend and Notes on page 87.

UNIT WIRE/FUSE OR HACR BREAKER SIZING DATA - TWO-SPEED INDOOR FAN MOTOR, 27.5 TONS (cont)

| 50TC-* UNIT | NOM. V-PH- HZ | IFM TYPE | ELECTRIC HEATER | | | WITH PWRD C.O. | | | | | | | |
|----------------|---------------------|-------------|-----------------------------|-------------|-------------|----------------|-----------------------------------|------------|---------|-------------------------|-----------------------------------|------------|---------|
| | | | PART NUMBER CRHEATER* | NOM (kW) | FLA | NO P.E. | | | | W/ P.E. (PWRD FR/ UNIT) | | | |
| | | | | | | MCA | MAX FUSE OR HACR BRKR | DISC. SIZE | | MCA | MAX FUSE OR HACR BRKR | DISC. SIZE | |
| | | | | | | | | FLA | LRA | | | FLA | LRA |
| 30 | 208/230-3-60 | STD | NONE | — | — | 146.3 | 175 | 154 | 707 | 158.1 | 200 | 167 | 727 |
| | | | 279A00 | 18.8/25.0 | 52.1/60.1 | 146.3/146.3 | 175/175 | 154/154 | 707/707 | 158.1/158.1 | 200/200 | 167/167 | 727/727 |
| | | | 280A00 | 37.6/50.0 | 104.2/120.3 | 157.6/147.7 | 175/175 | 154/164 | 707/707 | 172.4/162.4 | 200/200 | 167/177 | 727/727 |
| | | | 281A00 | 56.3/75.0 | 156.4/180.4 | 183.8/207.8 | 200/225 | 205/233 | 707/707 | 198.5/222.5 | 200/250 | 219/246 | 727/727 |
| | | MED | NONE | — | — | 157.7 | 200 | 167 | 786 | 169.5 | 200 | 180 | 806 |
| | | | 279A00 | 18.8/25.0 | 52.1/60.1 | 157.7/157.7 | 200/200 | 167/167 | 786/786 | 169.5/169.5 | 200/200 | 180/180 | 806/806 |
| | | | 280A00 | 37.6/50.0 | 104.2/120.3 | 171.9/161.9 | 200/200 | 167/177 | 786/786 | 186.6/176.7 | 200/200 | 180/190 | 806/806 |
| | | | 281A00 | 56.3/75.0 | 156.4/180.4 | 198.0/222.0 | 225/250 | 218/246 | 786/786 | 212.8/236.8 | 225/250 | 232/259 | 806/806 |
| | | HIGH | NONE | — | — | 159.6 | 200 | 169 | 817 | 171.4 | 200 | 182 | 837 |
| | | | 279A00 | 18.8/25.0 | 52.1/60.1 | 159.6/159.6 | 200/200 | 169/169 | 817/817 | 171.4/171.4 | 200/200 | 182/182 | 837/837 |
| | | | 280A00 | 37.6/50.0 | 104.2/120.3 | 174.3/164.3 | 200/200 | 169/179 | 817/817 | 189.0/179.1 | 200/200 | 182/192 | 837/837 |
| | | | 281A00 | 56.3/75.0 | 156.4/180.4 | 200.4/224.4 | 225/250 | 220/248 | 817/817 | 215.2/239.2 | 225/250 | 234/262 | 837/837 |
| | 460-3-60 | STD | NONE | — | — | 68.2 | 90 | 72 | 356 | 74.4 | 90 | 79 | 368 |
| | | | 282A00 | 25.0 | 30.1 | 68.2 | 90 | 72 | 356 | 74.4 | 90 | 79 | 368 |
| | | | 283A00 | 50.0 | 60.1 | 73.6 | 90 | 82 | 356 | 81.4 | 90 | 89 | 368 |
| | | | 284A00 | 75.0 | 90.2 | 103.7 | 125 | 116 | 356 | 111.5 | 125 | 123 | 368 |
| | | MED | NONE | — | — | 73.9 | 90 | 78 | 396 | 80.1 | 100 | 85 | 408 |
| | | | 282A00 | 25.0 | 30.1 | 73.9 | 90 | 78 | 396 | 80.1 | 100 | 85 | 408 |
| | | | 283A00 | 50.0 | 60.1 | 80.7 | 90 | 88 | 396 | 88.5 | 100 | 95 | 408 |
| | | | 284A00 | 75.0 | 90.2 | 110.8 | 125 | 123 | 396 | 118.6 | 125 | 130 | 408 |
| | | HIGH | NONE | — | — | 74.8 | 90 | 79 | 411 | 81.0 | 100 | 86 | 423 |
| | | | 282A00 | 25.0 | 30.1 | 74.8 | 90 | 79 | 411 | 81.0 | 100 | 86 | 423 |
| | | | 283A00 | 50.0 | 60.1 | 81.9 | 90 | 89 | 411 | 89.6 | 100 | 96 | 423 |
| | | | 284A00 | 75.0 | 90.2 | 112.0 | 125 | 124 | 411 | 119.7 | 125 | 131 | 423 |
| | 575-3-60 | STD | NONE | — | — | 57.7 | 70 | 61 | 266 | 62.5 | 80 | 66 | 274 |
| | | | 285A00 | 24.8 | 23.9 | 57.7 | 70 | 61 | 266 | 62.5 | 80 | 66 | 274 |
| | | | 286A00 | 49.6 | 47.7 | 71.3 | 80 | 66 | 266 | 77.3 | 80 | 71 | 274 |
| | | | 287A00 | 74.4 | 71.6 | 83.2 | 90 | 93 | 266 | 89.2 | 90 | 99 | 274 |
| | | MED | NONE | — | — | 59.6 | 70 | 63 | 293 | 64.4 | 80 | 68 | 301 |
| | | | 285A00 | 24.8 | 23.9 | 59.6 | 70 | 63 | 293 | 64.4 | 80 | 68 | 301 |
| | | | 286A00 | 49.6 | 47.7 | 73.6 | 80 | 68 | 293 | 79.6 | 80 | 73 | 301 |
| | | | 287A00 | 74.4 | 71.6 | 85.6 | 90 | 95 | 293 | 91.6 | 100 | 101 | 301 |
| | | HIGH | NONE | — | — | 62.5 | 80 | 66 | 304 | 67.3 | 80 | 72 | 312 |
| | | | 285A00 | 24.8 | 23.9 | 62.5 | 80 | 66 | 304 | 67.3 | 80 | 72 | 312 |
| | | | 286A00 | 49.6 | 47.7 | 77.3 | 80 | 71 | 304 | 83.3 | 90 | 77 | 312 |
| | | | 287A00 | 74.4 | 71.6 | 89.2 | 100 | 99 | 304 | 95.2 | 100 | 104 | 312 |

See Legend and Notes on page 87.

2-STAGE COOLING WITH TWO-SPEED INDOOR FAN MOTOR, SIZES 17-30 (15-27.5 TONS) — HIGH SCCR

| 50TC** UNIT | V-PH-HZ | VOLTAGE | | HIGH SCCR kA | COMP 1 | | COMP 2 | | OFM (ea) | | IFM | | |
|----------------|----------|---------|-----|--------------------|--------|-----|--------|-----|----------|-----|-------|------------------------|------|
| | | RANGE | | | RLA | LRA | RLA | LRA | WATTS | FLA | TYPE* | EFF AT FULL LOAD | FLA |
| | | MIN | MAX | | | | | | | | | | |
| 17 | 208-3-60 | 253 | 187 | 60 | 29.5 | 195 | 28.2 | 239 | 350 | 1.5 | STD | 85.0% | 8.6 |
| | | | | | | | | | | | MED | 81.5% | 10.8 |
| | | | | | | | | | | | HIGH | 83.6% | 13.6 |
| | 230-3-60 | 253 | 187 | 60 | 29.5 | 195 | 28.2 | 239 | 350 | 1.5 | STD | 85.0% | 7.8 |
| | | | | | | | | | | | MED | 81.5% | 9.8 |
| | | | | | | | | | | | HIGH | 83.6% | 12.7 |
| | 460-3-60 | 506 | 414 | 65 | 14.7 | 95 | 14.7 | 130 | 277 | 0.9 | STD | 85.0% | 3.8 |
| | | | | | | | | | | | MED | 81.5% | 4.9 |
| | | | | | | | | | | | HIGH | 83.6% | 6.4 |
| 20 | 208-3-60 | 253 | 187 | 60 | 29.5 | 195 | 28.2 | 239 | 350 | 1.5 | STD | 81.5% | 10.8 |
| | | | | | | | | | | | MED | 83.6% | 13.6 |
| | | | | | | | | | | | HIGH | 89.5% | 17.1 |
| | 230-3-60 | 253 | 187 | 60 | 29.5 | 195 | 28.2 | 239 | 350 | 1.5 | STD | 81.5% | 9.8 |
| | | | | | | | | | | | MED | 83.6% | 12.7 |
| | | | | | | | | | | | HIGH | 89.5% | 17.1 |
| | 460-3-60 | 506 | 414 | 65 | 14.7 | 95 | 14.7 | 130 | 277 | 0.9 | STD | 81.5% | 4.9 |
| | | | | | | | | | | | MED | 83.6% | 6.4 |
| | | | | | | | | | | | HIGH | 89.5% | 8.6 |
| 24 | 208-3-60 | 253 | 187 | 60 | 48.1 | 245 | 29.5 | 195 | 350 | 1.5 | STD | 83.6% | 13.6 |
| | | | | | | | | | | | MED | 89.5% | 17.1 |
| | | | | | | | | | | | HIGH | 91.7% | 28.5 |
| | 230-3-60 | 253 | 187 | 60 | 48.1 | 245 | 29.5 | 195 | 350 | 1.5 | STD | 83.6% | 12.7 |
| | | | | | | | | | | | MED | 89.5% | 17.1 |
| | | | | | | | | | | | HIGH | 91.7% | 28.5 |
| | 460-3-60 | 506 | 414 | 65 | 18.6 | 125 | 14.7 | 95 | 277 | 0.9 | STD | 83.6% | 6.4 |
| | | | | | | | | | | | MED | 89.5% | 8.6 |
| | | | | | | | | | | | HIGH | 91.7% | 14.3 |
| 28 | 208-3-60 | 253 | 187 | 60 | 48.1 | 245 | 48.1 | 245 | 350 | 1.5 | STD | 83.6% | 13.6 |
| | | | | | | | | | | | MED | 89.5% | 17.1 |
| | | | | | | | | | | | HIGH | 91.7% | 28.5 |
| | 230-3-60 | 253 | 187 | 60 | 48.1 | 245 | 48.1 | 245 | 350 | 1.5 | STD | 83.6% | 12.7 |
| | | | | | | | | | | | MED | 89.5% | 17.1 |
| | | | | | | | | | | | HIGH | 91.7% | 28.5 |
| | 460-3-60 | 506 | 414 | 65 | 18.6 | 125 | 18.6 | 125 | 277 | 0.9 | STD | 83.6% | 6.4 |
| | | | | | | | | | | | MED | 89.5% | 8.6 |
| | | | | | | | | | | | HIGH | 91.7% | 14.3 |
| 30 | 208-3-60 | 253 | 187 | 60 | 51.3 | 300 | 51.3 | 300 | 350 | 1.5 | STD | 89.5% | 17.1 |
| | | | | | | | | | | | MED | 91.7% | 28.5 |
| | | | | | | | | | | | HIGH | 91.7% | 30.4 |
| | 230-3-60 | 253 | 187 | 60 | 51.3 | 300 | 51.3 | 300 | 350 | 1.5 | STD | 89.5% | 17.1 |
| | | | | | | | | | | | MED | 91.7% | 28.5 |
| | | | | | | | | | | | HIGH | 91.7% | 30.4 |
| | 460-3-60 | 506 | 414 | 65 | 23.1 | 150 | 23.1 | 150 | 277 | 0.9 | STD | 89.5% | 8.6 |
| | | | | | | | | | | | MED | 91.7% | 14.3 |
| | | | | | | | | | | | HIGH | 91.7% | 15.2 |

* The 2 speed motors are the same efficiency level as the single speed motors.

See Legend and Notes on page 87.

NOTE: High SCCR is not available for units with 575v.

UNIT WIRE/FUSE OR HACR BREAKER SIZING DATA, TWO-SPEED INDOOR FAN MOTOR, 15 TONS — HIGH SCCR

| 50TC** UNIT | NOM. V-PH-HZ | IFM TYPE * | HIGH SCCR kA | PART NUMBER CRHEATER | NOM (kW) | FLA | NO C.O. OR UNPWR C.O. | | | | | | | |
|----------------|-----------------|------------------|--------------------|----------------------------|---------------|-----------------|-----------------------|----------------------------|------------|---------|------------------------|----------------------------|------------|---------|
| | | | | | | | NO P.E. | | | | W/ P.E. (PWRD FR/UNIT) | | | |
| | | | | | | | MCA | FUSE OR HACR BRKR | DISC. SIZE | | MCA | FUSE OR HACR BRKR | DISC. SIZE | |
| | | | | | | | | | FLA | LRA | | | FLA | LRA |
| 17 | 208/230-3-60 | STD | 60 | — | — | — | 78.2/ 77.4 | 100/100 | 81/81 | 496 | 90.0/ 89.2 | 100/100 | 95/94 | 516 |
| | | | | 402A00 | 18.8/ 25.0 | 52.1/ 60.1 | 78.2/ 84.9 | 100/100 | 81/81 | 496/496 | 90.6/ 99.6 | 100/100 | 95/94 | 516/516 |
| | | | | 406A00 | 37.6/ 50.0 | 104.2/ 120.3 | 141.0/ 130.1 | 150/150 | 130/147 | 496/496 | 155.8/ 144.8 | 175/150 | 143/161 | 516/516 |
| | | | | 408A00 | 56.3/ 75.0 | 156.4/ 180.4 | 167.2/ 190.2 | 200/200 | 190/216 | 496/496 | 181.9/ 204.9 | 200/225 | 203/230 | 516/516 |
| | | MED | 60 | — | — | — | 80.4/ 79.4 | 100/100 | 84/83 | 520 | 92.2/ 91.2 | 100/100 | 98/96 | 540 |
| | | | | 402A00 | 18.8/ 25.0 | 52.1/ 60.1 | 80.4/ 87.4 | 100/100 | 84/83 | 520/520 | 93.4/ 102.1 | 100/110 | 98/96 | 540/540 |
| | | | | 406A00 | 37.6/ 50.0 | 104.2/ 120.3 | 143.8/ 132.6 | 150/150 | 132/150 | 520/520 | 158.5/ 147.3 | 175/175 | 146/163 | 540/540 |
| | | | | 408A00 | 56.3/ 75.0 | 156.4/ 180.4 | 169.9/ 192.7 | 200/225 | 192/219 | 520/520 | 184.7/ 207.4 | 200/225 | 206/232 | 540/540 |
| | | HIGH | 60 | — | — | — | 83.2/ 82.3 | 100/100 | 87/86 | 531 | 95.0/ 94.1 | 110/110 | 101/100 | 551 |
| | | | | 402A00 | 18.8/ 25.0 | 52.1/ 60.1 | 83.2/ 91.0 | 100/100 | 87/86 | 531/531 | 96.9/ 105.8 | 110/110 | 101/100 | 551/551 |
| | | | | 406A00 | 37.6/ 50.0 | 104.2/ 120.3 | 147.3/ 136.2 | 150/150 | 135/153 | 531/531 | 162.0/ 150.9 | 175/175 | 149/167 | 551/551 |
| | | | | 408A00 | 56.3/ 75.0 | 156.4/ 180.4 | 173.4/ 196.3 | 200/225 | 196/222 | 531/531 | 188.2/ 211.0 | 200/225 | 209/236 | 551/551 |
| | 460-3-60 | STD | 65 | — | — | — | 39.6 | 50 | 41 | 258 | 45.8 | 60 | 48 | 270 |
| | | | | 403A00 | 25.0 | 30.1 | 42.4 | 50 | 41 | 258 | 50.1 | 60 | 48 | 270 |
| | | | | 407A00 | 50.0 | 60.1 | 64.9 | 70 | 73 | 258 | 72.6 | 80 | 81 | 270 |
| | | | | 409A00 | 75.0 | 90.2 | 95.0 | 100 | 108 | 258 | 102.7 | 110 | 115 | 270 |
| MED | | 65 | — | — | — | 40.7 | 50 | 43 | 270 | 46.9 | 60 | 50 | 282 | |
| | | | 403A00 | 25.0 | 30.1 | 43.8 | 50 | 43 | 270 | 51.5 | 60 | 50 | 282 | |
| | | | 407A00 | 50.0 | 60.1 | 66.2 | 80 | 75 | 270 | 74.0 | 80 | 82 | 282 | |
| | | | 409A00 | 75.0 | 90.2 | 96.3 | 100 | 109 | 270 | 104.1 | 110 | 116 | 282 | |
| HIGH | | 65 | — | — | — | 42.2 | 50 | 44 | 275 | 48.4 | 60 | 51 | 287 | |
| | | | 403A00 | 25.0 | 30.1 | 45.6 | 50 | 44 | 275 | 53.4 | 60 | 51 | 287 | |
| | | | 407A00 | 50.0 | 60.1 | 68.1 | 80 | 76 | 275 | 75.9 | 80 | 84 | 287 | |
| | | | 409A00 | 75.0 | 90.2 | 98.2 | 100 | 111 | 275 | 106.0 | 125 | 118 | 287 | |

See Legend and Notes on page 87.

NOTE: High SCCR is not available for units with 575v.

UNIT WIRE/FUSE OR HACR BREAKER SIZING DATA, TWO-SPEED INDOOR FAN MOTOR, 17.5 TONS — HIGH SCCR

| 50TC** UNIT | NOM. V-PH-HZ | IFM TYPE * | HIGH SCCR kA | PART NUMBER CRHEATER | NOM (kW) | FLA | NO C.O. OR UNPWR C.O. | | | | | | | |
|----------------|-----------------|------------------|--------------------|----------------------------|-------------|-----------------|-----------------------|----------------------------|------------|---------|------------------------|----------------------------|------------|---------|
| | | | | | | | NO P.E. | | | | W/ P.E. (PWRD FR/UNIT) | | | |
| | | | | | | | MCA | FUSE OR HACR BRKR | DISC. SIZE | | MCA | FUSE OR HACR BRKR | DISC. SIZE | |
| | | | | | | | | | FLA | LRA | | | FLA | LRA |
| 20 | 208/230-3-60 | STD | 60 | — | — | — | 80.4/ 79.4 | 100/100 | 84/83 | 520 | 92.2/ 91.2 | 100/100 | 98/96 | 540 |
| | | | | 402A00 | 18.8/25.0 | 52.1/ 60.1 | 80.4/ 87.4 | 100/100 | 84/83 | 520/520 | 93.4/ 102.1 | 100/110 | 98/96 | 540/540 |
| | | | | 406A00 | 37.6/50.0 | 104.2/ 120.3 | 143.8/ 132.6 | 150/150 | 132/150 | 520/520 | 158.5/ 147.3 | 175/175 | 146/163 | 540/540 |
| | | | | 408A00 | 56.3/75.0 | 156.4/ 180.4 | 169.9/ 192.7 | 200/225 | 192/219 | 520/520 | 184.7/ 207.4 | 200/225 | 206/232 | 540/540 |
| | | MED | 60 | — | — | — | 83.2/ 82.3 | 100/100 | 87/86 | 531 | 95.0/ 94.1 | 110/110 | 101/100 | 551 |
| | | | | 402A00 | 18.8/25.0 | 52.1/ 60.1 | 83.2/ 91.0 | 100/100 | 87/86 | 531/531 | 96.9/ 105.8 | 110/110 | 101/100 | 551/551 |
| | | | | 406A00 | 37.6/50.0 | 104.2/ 120.3 | 147.3/ 136.2 | 150/150 | 135/153 | 531/531 | 162.0/ 150.9 | 175/175 | 149/167 | 551/551 |
| | | | | 408A00 | 56.3/75.0 | 156.4/ 180.4 | 173.4/ 196.3 | 200/225 | 196/222 | 531/531 | 188.2/ 211.0 | 200/225 | 209/236 | 551/551 |
| | | HIGH | 60 | — | — | — | 86.7 | 100 | 91 | 527 | 98.5 | 125 | 105 | 547 |
| | | | | 402A00 | 18.8/25.0 | 52.1/ 60.1 | 86.7/ 96.5 | 100/100 | 91/91 | 527/527 | 101.3/ 111.3 | 125/125 | 105/105 | 547/547 |
| | | | | 406A00 | 37.6/50.0 | 104.2/ 120.3 | 151.6/ 141.7 | 175/175 | 139/158 | 527/527 | 166.4/ 156.4 | 175/175 | 153/172 | 547/547 |
| | | | | 408A00 | 56.3/75.0 | 156.4/ 180.4 | 177.8/ 201.8 | 200/225 | 200/227 | 527/527 | 192.5/ 216.5 | 200/250 | 213/241 | 547/547 |
| | 460-3-60 | STD | 65 | — | — | — | 40.7 | 50 | 43 | 270 | 46.9 | 60 | 50 | 282 |
| | | | | 403A00 | 25.0 | 30.1 | 43.8 | 50 | 43 | 270 | 51.5 | 60 | 50 | 282 |
| | | | | 407A00 | 50.0 | 60.1 | 66.2 | 80 | 75 | 270 | 74.0 | 80 | 82 | 282 |
| | | | | 409A00 | 75.0 | 90.2 | 96.3 | 100 | 109 | 270 | 104.1 | 110 | 116 | 282 |
| | | MED | 65 | — | — | — | 42.2 | 50 | 44 | 275 | 48.4 | 60 | 51 | 287 |
| | | | | 403A00 | 25.0 | 30.1 | 45.6 | 50 | 44 | 275 | 53.4 | 60 | 51 | 287 |
| | | | | 407A00 | 50.0 | 60.1 | 68.1 | 80 | 76 | 275 | 75.9 | 80 | 84 | 287 |
| | | | | 409A00 | 75.0 | 90.2 | 98.2 | 100 | 111 | 275 | 106.0 | 125 | 118 | 287 |
| HIGH | | 65 | — | — | — | 44.4 | 50 | 47 | 273 | 50.6 | 60 | 54 | 285 | |
| | | | 403A00 | 25.0 | 30.1 | 48.4 | 50 | 47 | 273 | 56.1 | 60 | 54 | 285 | |
| | | | 407A00 | 50.0 | 60.1 | 70.9 | 80 | 79 | 273 | 78.6 | 80 | 86 | 285 | |
| | | | 409A00 | 75.0 | 90.2 | 101.0 | 110 | 114 | 273 | 108.7 | 125 | 121 | 285 | |

See Legend and Notes on page 87.

NOTE: High SCCR is not available for units with 575v.

UNIT WIRE/FUSE OR HACR BREAKER SIZING DATA, TWO-SPEED INDOOR FAN MOTOR, 20 TONS — HIGH SCCR

| 50TC** UNIT | NOM. V-PH-HZ | IFM TYPE * | HIGH SCCR kA | PART NUMBER CRHEATER | NOM (kW) | FLA | NO C.O. OR UNPWR C.O. | | | | | | | |
|----------------|-----------------|------------------|--------------------|----------------------------|---------------|-----------------|-----------------------|----------------------------|------------|---------|------------------------|-------------------------|------------|---------|
| | | | | | | | NO P.E. | | | | W/ P.E. (PWRD FR/UNIT) | | | |
| | | | | | | | MCA | FUSE OR HACR BRKR | DISC. SIZE | | MCA | FUSE OR HACR BRKR | DISC. SIZE | |
| | | | | | | | | | FLA | LRA | | | FLA | LRA |
| 24 | 208/230-3-60 | STD | 60 | — | — | — | 109.2/ 108.3 | 150/150 | 112/111 | 540 | 121.0/ 120.1 | 150/150 | 125/124 | 560 |
| | | | | 402A00 | 18.8/ 25.0 | 52.1/ 60.1 | 109.2/ 108.3 | 150/150 | 112/111 | 540/540 | 121.0/ 120.1 | 150/150 | 125/124 | 560/560 |
| | | | | 406A00 | 37.6/ 50.0 | 104.2/ 120.3 | 147.3/ 136.2 | 150/150 | 135/153 | 540/540 | 162.0/ 150.9 | 175/175 | 149/167 | 560/560 |
| | | | | 408A00 | 56.3/ 75.0 | 156.4/ 180.4 | 173.4/ 196.3 | 200/225 | 196/222 | 540/540 | 188.2/ 211.0 | 200/225 | 209/236 | 560/560 |
| | | MED | 60 | — | — | — | 112.7 | 150 | 116 | 536 | 124.5 | 150 | 129 | 556 |
| | | | | 402A00 | 18.8/ 25.0 | 52.1/ 60.1 | 112.7/ 112.7 | 150/150 | 116/116 | 536/536 | 124.5/ 124.5 | 150/150 | 129/129 | 556/556 |
| | | | | 406A00 | 37.6/ 50.0 | 104.2/ 120.3 | 151.6/ 141.7 | 175/175 | 139/158 | 536/536 | 166.4/ 156.4 | 175/175 | 153/172 | 556/556 |
| | | | | 408A00 | 56.3/ 75.0 | 156.4/ 180.4 | 177.8/ 201.8 | 200/225 | 200/227 | 536/536 | 192.5/ 216.5 | 200/250 | 213/241 | 556/556 |
| | | HIGH | 60 | — | — | — | 124.1 | 150 | 129 | 615 | 135.9 | 175 | 142 | 635 |
| | | | | 402A00 | 18.8/ 25.0 | 52.1/ 60.1 | 124.1/ 124.1 | 150/150 | 129/129 | 615/615 | 135.9/ 135.9 | 175/175 | 142/142 | 635/635 |
| | | | | 406A00 | 37.6/ 50.0 | 104.2/ 120.3 | 165.9/ 155.9 | 175/175 | 153/171 | 615/615 | 180.6/ 170.7 | 200/175 | 166/185 | 635/635 |
| | | | | 408A00 | 56.3/ 75.0 | 156.4/ 180.4 | 192.0/ 216.0 | 200/250 | 213/240 | 615/615 | 206.8/ 230.8 | 225/250 | 226/254 | 635/635 |
| 460-3-60 | STD | 65 | — | — | — | 48.0 | 60 | 50 | 272 | 54.2 | 60 | 57 | 284 | |
| | | | 403A00 | 25.0 | 30.1 | 48.0 | 60 | 50 | 272 | 54.2 | 60 | 57 | 284 | |
| | | | 407A00 | 50.0 | 60.1 | 68.1 | 80 | 76 | 272 | 75.9 | 80 | 84 | 284 | |
| | | | 409A00 | 75.0 | 90.2 | 98.2 | 100 | 111 | 272 | 106.0 | 125 | 118 | 284 | |
| | MED | 65 | — | — | — | 50.2 | 60 | 52 | 270 | 56.4 | 70 | 59 | 282 | |
| | | | 403A00 | 25.0 | 30.1 | 50.2 | 60 | 52 | 270 | 56.4 | 70 | 59 | 282 | |
| | | | 407A00 | 50.0 | 60.1 | 70.9 | 80 | 79 | 270 | 78.6 | 80 | 86 | 282 | |
| | | | 409A00 | 75.0 | 90.2 | 101.0 | 110 | 114 | 270 | 108.7 | 125 | 121 | 282 | |
| | HIGH | 65 | — | — | — | 55.9 | 70 | 59 | 310 | 62.1 | 80 | 66 | 322 | |
| | | | 403A00 | 25.0 | 30.1 | 55.9 | 70 | 59 | 310 | 63.3 | 80 | 66 | 322 | |
| | | | 407A00 | 50.0 | 60.1 | 78.0 | 90 | 86 | 310 | 85.7 | 90 | 93 | 322 | |
| | | | 409A00 | 75.0 | 90.2 | 108.1 | 125 | 120 | 310 | 115.8 | 125 | 127 | 322 | |

See Legend and Notes on page 87.

NOTE: High SCCR is not available for units with 575v.

UNIT WIRE/FUSE OR HACR BREAKER SIZING DATA, TWO-SPEED INDOOR FAN MOTOR, 25 TONS — HIGH SCCR

| 50TC** UNIT | NOM. V-PH-HZ | IFM TYPE * | HIGH SCCR KA | PART NUMBER CRHEATER | NOM (kW) | FLA | NO C.O. OR UNPWR C.O. | | | | | | | |
|----------------|-----------------|---------------|--------------------|----------------------------|---------------|-----------------|-----------------------|----------------------------|------------|---------|------------------------|----------------------------|------------|---------|
| | | | | | | | NO P.E. | | | | W/ P.E. (PWRD FR/UNIT) | | | |
| | | | | | | | MCA | FUSE OR HACR BRKR | DISC. SIZE | | MCA | FUSE OR HACR BRKR | DISC. SIZE | |
| | | | | | | | | | FLA | LRA | | | FLA | LRA |
| 28 | 208/230-3-60 | STD | 60 | — | — | — | 127.8/ 126.9 | 175/175 | 133/132 | 590 | 139.6/ 138.7 | 175/175 | 147/146 | 610 |
| | | | | 402A00 | 18.8/ 25.0 | 52.1/ 60.1 | 127.8/ 126.9 | 175/175 | 133/132 | 590/590 | 139.6/ 138.7 | 175/175 | 147/146 | 610/610 |
| | | | | 406A00 | 37.6/ 50.0 | 104.2/ 120.3 | 147.3/ 136.2 | 175/175 | 135/153 | 590/590 | 162.0/ 150.9 | 175/175 | 149/167 | 610/610 |
| | | | | 408A00 | 56.3/ 75.0 | 156.4/ 180.4 | 173.4/ 196.3 | 200/225 | 196/222 | 590/590 | 188.2/ 211.0 | 200/225 | 209/236 | 610/610 |
| | | MED | 60 | — | — | — | 131.3 | 175 | 137 | 586 | 143.1 | 175 | 151 | 606 |
| | | | | 402A00 | 18.8/ 25.0 | 52.1/ 60.1 | 131.3/ 131.3 | 175/175 | 137/137 | 586/586 | 143.1/ 143.1 | 175/175 | 151/151 | 606/606 |
| | | | | 406A00 | 37.6/ 50.0 | 104.2/ 120.3 | 151.6/ 141.7 | 175/175 | 139/158 | 586/586 | 166.4/ 156.4 | 175/175 | 153/172 | 606/606 |
| | | | | 408A00 | 56.3/ 75.0 | 156.4/ 180.4 | 177.8/ 201.8 | 200/225 | 200/227 | 586/586 | 192.5/ 216.5 | 200/250 | 213/241 | 606/606 |
| | | HIGH | 60 | — | — | — | 142.7 | 175 | 150 | 665 | 154.5 | 200 | 164 | 685 |
| | | | | 402A00 | 18.8/ 25.0 | 52.1/ 60.1 | 142.7/ 142.7 | 175/175 | 150/150 | 665/665 | 154.5/ 154.5 | 200/200 | 164/164 | 685/685 |
| | | | | 406A00 | 37.6/ 50.0 | 104.2/ 120.3 | 165.9/ 155.9 | 175/175 | 153/171 | 665/665 | 180.6/ 170.7 | 200/200 | 166/185 | 685/685 |
| | | | | 408A00 | 56.3/ 75.0 | 156.4/ 180.4 | 192.0/ 216.0 | 200/250 | 213/240 | 665/665 | 206.8/ 230.8 | 225/250 | 226/254 | 685/685 |
| | 460-3-60 | STD | 65 | — | — | — | 51.9 | 60 | 54 | 302 | 58.1 | 70 | 61 | 314 |
| | | | | 403A00 | 25.0 | 30.1 | 51.9 | 60 | 54 | 302 | 58.1 | 70 | 61 | 314 |
| | | | | 407A00 | 50.0 | 60.1 | 68.1 | 80 | 76 | 302 | 75.9 | 80 | 84 | 314 |
| | | | | 409A00 | 75.0 | 90.2 | 98.2 | 100 | 111 | 302 | 106.0 | 125 | 118 | 314 |
| | | MED | 65 | — | — | — | 54.1 | 60 | 57 | 300 | 60.3 | 70 | 64 | 312 |
| | | | | 403A00 | 25.0 | 30.1 | 54.1 | 60 | 57 | 300 | 60.3 | 70 | 64 | 312 |
| | | | | 407A00 | 50.0 | 60.1 | 70.9 | 80 | 79 | 300 | 78.6 | 80 | 86 | 312 |
| | | | | 409A00 | 75.0 | 90.2 | 101.0 | 110 | 114 | 300 | 108.7 | 125 | 121 | 312 |
| | | HIGH | 65 | — | — | — | 59.8 | 70 | 63 | 340 | 66.0 | 80 | 70 | 352 |
| | | | | 403A00 | 25.0 | 30.1 | 59.8 | 70 | 63 | 340 | 66.0 | 80 | 70 | 352 |
| | | | | 407A00 | 50.0 | 60.1 | 78.0 | 90 | 86 | 340 | 85.7 | 90 | 93 | 352 |
| | | | | 409A00 | 75.0 | 90.2 | 108.1 | 125 | 120 | 340 | 115.8 | 125 | 127 | 352 |

See Legend and Notes on page 87.

NOTE: High SCCR is not available for units with 575v.

**UNIT WIRE/FUSE OR HACR BREAKER SIZING DATA,
TWO-SPEED INDOOR FAN MOTOR, 27.5 TONS — HIGH SCCR**

| 50TC** UNIT | NOM. V-PH-HZ | IFM TYPE * | HIGH SCCR KA | PART NUMBER CRHEATER | NOM (kW) | FLA | NO C.O. OR UNPWR C.O. | | | | | | | |
|----------------|-----------------|---------------|--------------------|----------------------------|---------------|-----------------|-----------------------|----------------------------|------------|---------|------------------------|----------------------------|------------|---------|
| | | | | | | | NO P.E. | | | | W/ P.E. (PWRD FR/UNIT) | | | |
| | | | | | | | MCA | FUSE OR HACR BRKR | DISC. SIZE | | MCA | FUSE OR HACR BRKR | DISC. SIZE | |
| | | | | | | | | | FLA | LRA | | | FLA | LRA |
| 30 | 208/230-3-60 | STD | 60 | — | — | — | 141.5 | 175 | 148 | 702 | 153.3 | 200 | 162 | 722 |
| | | | | 402A00 | 18.8/ 25.0 | 52.1/ 60.1 | 141.5/ 141.5 | 175/175 | 148/148 | 702/702 | 153.3/ 153.3 | 200/200 | 162/162 | 722/722 |
| | | | | 406A00 | 37.6/ 50.0 | 104.2/ 120.3 | 151.6/ 141.7 | 175/175 | 148/158 | 702/702 | 166.4/ 156.4 | 200/200 | 162/172 | 722/722 |
| | | | | 408A00 | 56.3/ 75.0 | 156.4/ 180.4 | 177.8/ 201.8 | 200/225 | 200/227 | 702/702 | 192.5/ 216.5 | 200/250 | 213/241 | 722/722 |
| | | MED | 60 | — | — | — | 152.9 | 200 | 161 | 781 | 164.7 | 200 | 175 | 801 |
| | | | | 402A00 | 18.8/ 25.0 | 52.1/ 60.1 | 152.9/ 152.9 | 200/200 | 161/161 | 781/781 | 164.7/ 164.7 | 200/200 | 175/175 | 801/801 |
| | | | | 406A00 | 37.6/ 50.0 | 104.2/ 120.3 | 165.9/ 155.9 | 200/200 | 161/171 | 781/781 | 180.6/ 170.7 | 200/200 | 175/185 | 801/801 |
| | | | | 408A00 | 56.3/ 75.0 | 156.4/ 180.4 | 192.0/ 216.0 | 200/250 | 213/240 | 781/781 | 206.8/ 230.8 | 225/250 | 226/254 | 801/801 |
| | | HIGH | 60 | — | — | — | 154.8 | 200 | 163 | 812 | 166.6 | 200 | 177 | 832 |
| | | | | 402A00 | 18.8/ 25.0 | 52.1/ 60.1 | 154.8/ 154.8 | 200/200 | 163/163 | 812/812 | 166.6/ 166.6 | 200/200 | 177/177 | 832/832 |
| | | | | 406A00 | 37.6/ 50.0 | 104.2/ 120.3 | 168.3/ 158.3 | 200/200 | 163/173 | 812/812 | 183.0/ 173.1 | 200/200 | 177/187 | 832/832 |
| | | | | 408A00 | 56.3/ 75.0 | 156.4/ 180.4 | 194.4/ 218.4 | 225/250 | 215/242 | 812/812 | 209.2/ 233.2 | 225/250 | 228/256 | 832/832 |
| | 460-3-60 | STD | 65 | — | — | — | 66.0 | 80 | 69 | 354 | 72.2 | 90 | 76 | 366 |
| | | | | 403A00 | 25.0 | 30.1 | 66.0 | 80 | 69 | 354 | 72.2 | 90 | 76 | 366 |
| | | | | 407A00 | 50.0 | 60.1 | 70.9 | 80 | 79 | 354 | 78.6 | 90 | 86 | 366 |
| | | | | 409A00 | 75.0 | 90.2 | 101.0 | 110 | 114 | 354 | 108.7 | 125 | 121 | 366 |
| | | MED | 65 | — | — | — | 71.7 | 90 | 76 | 394 | 77.9 | 100 | 83 | 406 |
| | | | | 403A00 | 25.0 | 30.1 | 71.7 | 90 | 76 | 394 | 77.9 | 100 | 83 | 406 |
| | | | | 407A00 | 50.0 | 60.1 | 78.0 | 90 | 86 | 394 | 85.7 | 100 | 93 | 406 |
| | | | | 409A00 | 75.0 | 90.2 | 108.1 | 125 | 120 | 394 | 115.8 | 125 | 127 | 406 |
| HIGH | | 65 | — | — | — | 72.6 | 90 | 77 | 409 | 78.8 | 100 | 84 | 421 | |
| | | | 403A00 | 25.0 | 30.1 | 72.6 | 90 | 77 | 409 | 78.8 | 100 | 84 | 421 | |
| | | | 407A00 | 50.0 | 60.1 | 79.1 | 90 | 87 | 409 | 86.9 | 100 | 94 | 421 | |
| | | | 409A00 | 75.0 | 90.2 | 109.2 | 125 | 121 | 409 | 117.0 | 125 | 128 | 421 | |

See Legend and Notes on page 87.

NOTE: High SCCR is not available for units with 575v.

Legend and notes for tables on pages 51-86

| | |
|-----------------------|------------------------------------------------|
| BRKR | — Circuit Breaker |
| C.O. | — Convenience Outlet |
| DISC | — Disconnect |
| FLA | — Full Load Amps |
| HACR | — Heating, Air Conditioning, and Refrigeration |
| IFM | — Indoor Fan Motor |
| LRA | — Locked Rotor Amps |
| MCA | — Minimum Circuit Amps |
| OFM | — Outdoor Fan Motor |
| P.E. | — Power Exhaust |
| Pwr'd fr/ unit | — Powered from Unit |
| PWRD C.O. | — Powered Convenience Outlet |
| SCCR | — Short Circuit Current Rating |
| UNPWR C.O. | — Unpowered Convenience Outlet |

NOTES:

1. In compliance with NEC requirements for multimotor and combination load equipment (refer to NEC Articles 430 and 440), the over-current protective device for the unit shall be fuse or HACR breaker. Canadian units may be fuse or circuit breaker.
2. For 208/230 v units, where one value is shown it is the same for either 208 or 230 volts.
3. Unbalanced 3-Phase Supply Voltage
Never operate a motor where a phase imbalance in supply voltage is greater than 2%. Use the following formula to determine the percentage of voltage imbalance.

$$\% \text{ Voltage Imbalance} = 100 \times \frac{\text{max voltage deviation from average voltage}}{\text{average voltage}}$$

Example: Supply voltage is 230-3-60



AB = 224 v
BC = 231 v
AC = 226 v

$$\text{Average Voltage} = \frac{(224 + 231 + 226)}{3} = \frac{681}{3} = 227$$

Determine maximum deviation from average voltage.

$$(AB) 227 - 224 = 3 \text{ v}$$

$$(BC) 231 - 227 = 4 \text{ v}$$

$$(AC) 227 - 226 = 1 \text{ v}$$

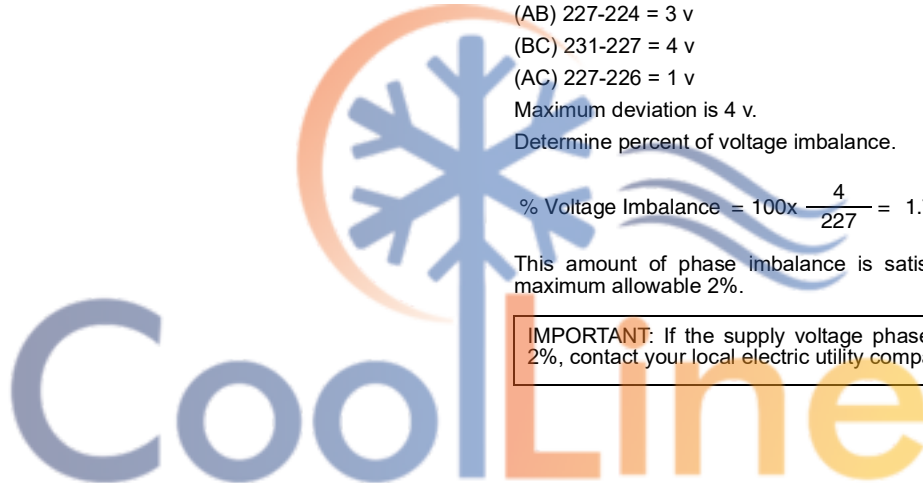
Maximum deviation is 4 v.

Determine percent of voltage imbalance.

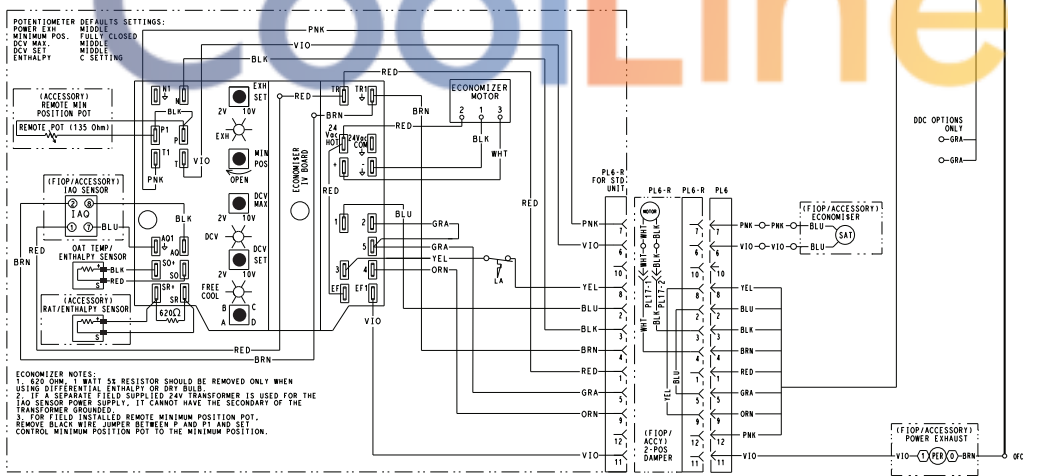
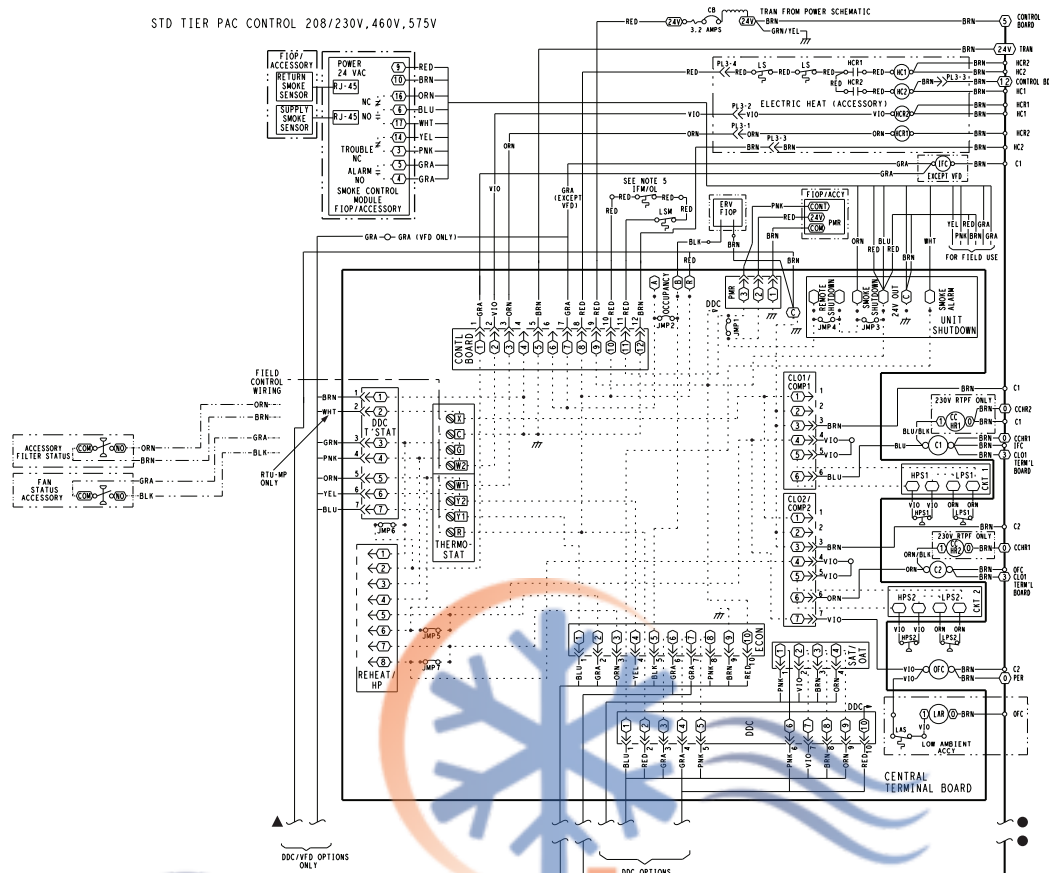
$$\% \text{ Voltage Imbalance} = 100 \times \frac{4}{227} = 1.78\%$$

This amount of phase imbalance is satisfactory as it is below the maximum allowable 2%.

IMPORTANT: If the supply voltage phase imbalance is more than 2%, contact your local electric utility company immediately.



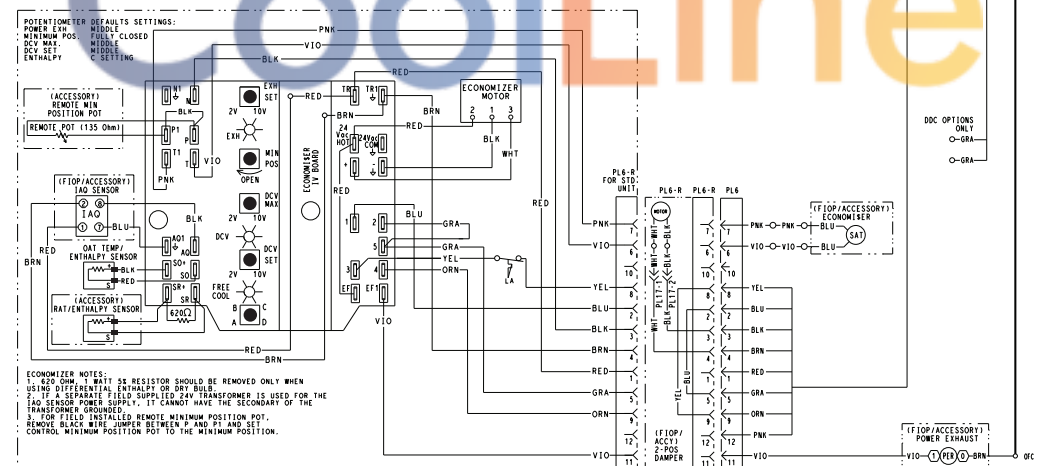
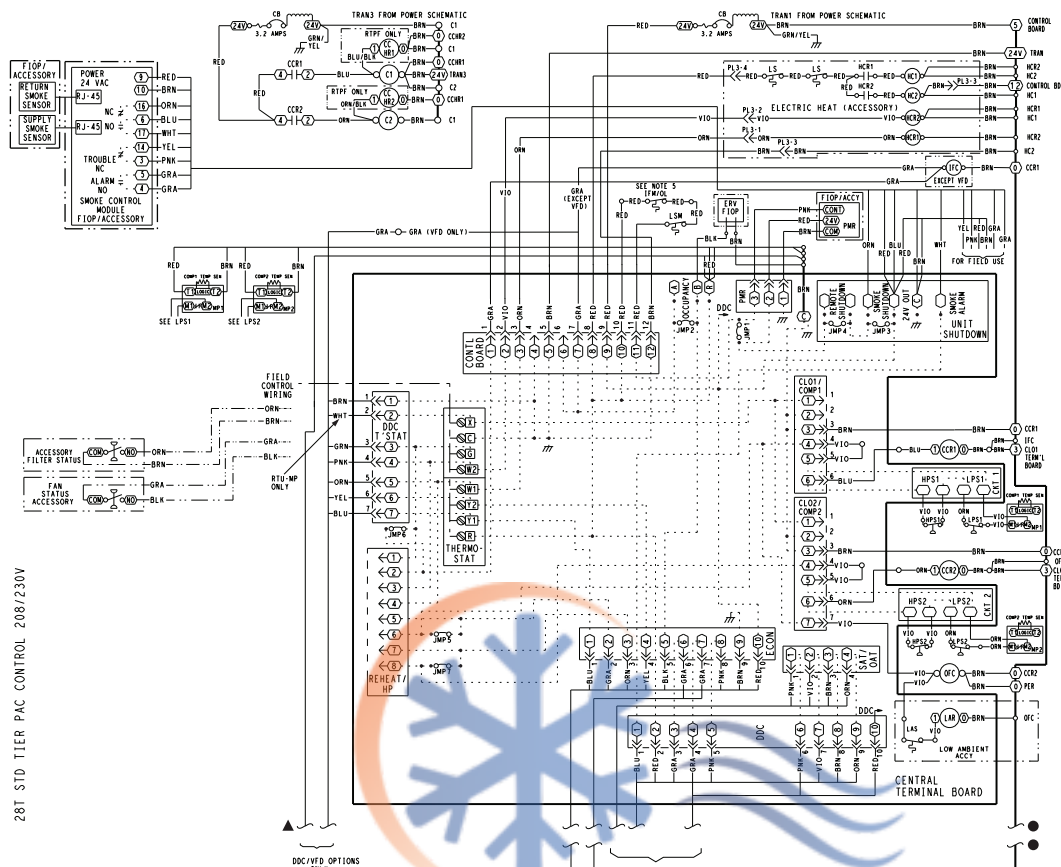
TYPICAL 50TC**17-28 CONTROL WIRING DIAGRAM



- ECONOMIZER NOTES:**
1. 820 OHM 1/2 WATT 5% RESISTOR SHOULD BE REMOVED ONLY WHEN USING DIFFERENTIAL ENTHALPY OR DRY BULB.
 2. IF A SEPARATE FIELD SUPPLIED 24V TRANSFORMER IS USED FOR THE 120V SENSOR POWER SUPPLY, IT CANNOT HAVE THE SECONDARY OF THE TRANSFORMER GROUND.
 3. FOR FIELD INSTALLED REMOTE MINIMUM POSITION POT, REMOVE BLACK WIRE JUMPER BETWEEN P AND P1 AND SET CONTROL MINIMUM POSITION POT TO THE MINIMUM POSITION.
- | | | | | | |
|------|----------------------------|-----|-----------------------------|---------|--------------------------|
| C | CONTACTOR, COMPRESSOR | IFC | INDOOR FAN CONTACTOR | POT | POTENTIOMETER |
| CAP | CAPACITOR | IFM | INDOOR FAN MOTOR | PMR | PHASE MONITOR RELAY |
| CB | CIRCUIT BREAKER | IRH | INDOOR RELATIVE HUMIDITY | QT | QUADRUPLE TERMINAL |
| CH | CRANKCASE HEATER | LA | LOW AMBIENT LOCKOUT | R | RELAY |
| CCHR | CRANKCASE HEATER RELAY | LAR | LOW AMBIENT RELAY | RAT | RETURN AIR TEMP. SEN |
| CCN | CARRIER COMFORT NETWORK | LAS | LOW AMBIENT SWITCH | RMT OCC | REMOTE OCCUPANCY |
| CCP | COMPRESSOR SAFETY | LCP | LOOP CURRENT LOOP POWER | RTRF | ROUND TUBE PLATE FIN |
| CCS | CONDENSATE OVERFLOW SWITCH | LPS | LOW PRESSURE SWITCH | SAT | CONDENSER COIL |
| COMP | COMPRESSOR MOTOR | LSP | LIMIT SWITCH (MANUAL RESET) | SEN | SUPPLY AIR TEMP. SENSOR |
| CTB | CENTRAL TERMINAL BOARD | LQM | OUTDOOR AIR QUALITY | SET | SET POINT OFFSET |
| DCV | DIRECT DIGITAL CONTROL | LSM | OUTDOOR FAN CONTACTOR | SFS | SUPPLY FAN STATUS |
| DCV | ENERGY RECOVERY VENTILATOR | OFM | OUTDOOR FAN MOTOR | TDR | TIME DELAY RELAY |
| FIOP | FACTORY INSTALLED OPTION | OFB | OUTDOOR FAN TERMINAL BLOCK | TRN | TRANSFORMER |
| FSD | FIRE SHUT DOWN | OLR | OVERLOAD RELAY | VFD | VARIABLE FREQUENCY DRIVE |
| FU | FUSE | PL | PLUG ASSEMBLY | | |
| GR | GROUND | | | | |
| HC | HEATER CONTACTOR | | | | |
| HCR | HEATER CONTROL RELAY | | | | |
| HPS | HIGH PRESSURE SWITCH | | | | |
| IAO | INDOOR AIR QUALITY SENSORS | | | | |

50H500887 L

TYPICAL 50TC**30 CONTROL WIRING DIAGRAM (208/230-3-60V SHOWN)



- NOTES**
1. IF ANY OF THE ORIGINAL WIRE FURNISHED MUST BE REPLACED, IT MUST BE REPLACED WITH TYPE 90 C WIRE OR ITS EQUIVALENT.
 2. COMPRESSOR AND FAN MOTORS ARE THERMALLY PROTECTED. THREE PHASE MOTORS ARE PROTECTED AGAINST PRIMARY SINGLE PHASING CONDITIONS.
 3. 208/230V UNIT TRANS IS WIRED FOR 230V UNIT. IF UNIT IS TO BE RUN WITH 208V POWER SUPPLY DISCONNECT BLK WIRE FROM 230V TAP AND CONNECT TO 200V TAP.
 4. USE COPPER CONDUCTOR ONLY.
 5. IF W/O IS NOT USED ON ALL MODELS, WHEN NOT USED, RED LEADS ARE CONNECTED TOGETHER.
- | | | | | | |
|----------|----------------------------|-----|-----------------------------|---------|-------------------------------------|
| C | CONTACTOR, COMPRESSOR | IFC | INDOOR FAN CONTACTOR | PMR | PHASE MONITOR RELAY |
| CB | CAPACITOR | ITM | INDOOR FAN MOTOR | QT | QUADRUPLE TERMINAL RELAY |
| CCH | CIRCUIT BREAKER | IRH | INDOOR RELATIVE HUMIDITY | R | RETURN AIR TEMP. SEN |
| CCN | CRANKCASE HEATER | LA | LOW AMBIENT LOCKOUT | RAT | REMOTE OCCUPANCY |
| CCR | CRANKCASE HEATER RELAY | LAR | LOW AMBIENT RELAY | RMT OCC | REMOTE OCCUPANCY |
| CCR | COMPRESSOR CONTROL RELAY | LAS | LOW AMBIENT SWITCH | RTPF | ROUND TUBE PLATE FIN CONDENSER COIL |
| CMP | COMPRESSOR MOTOR | LPW | LOW PRESSURE SWITCH | SEN | SENSOR |
| CMP SAFE | COMPRESSOR SAFETY | LPS | LOW PRESSURE SWITCH | SET | SET POINT OFFSET |
| COP | CONDENSATE OVERFLOW SWITCH | LSM | LIMIT SWITCH (MANUAL RESET) | SFS | SET POINT OFFSET |
| COMP | COMPRESSOR MOTOR | LSP | LOW PRESSURE SWITCH | SFS | SET POINT OFFSET |
| CNTB | CENTRAL TERMINAL BOARD | MP | MOTOR PROTECTOR | TDR | TIME DELAY RELAY |
| DCD | DIRECT DIGITAL CONTROL | OAO | OUTDOOR AIR QUALITY | TRN | TRANSFORMER |
| EDV | ENERGY RECOVERY VENTILATOR | OAT | OUTDOOR AIR TEMP. SEN | VFD | VARIABLE FREQUENCY DRIVE |
| ESV | ENERGY RECOVERY VENTILATOR | OFC | OUTDOOR FAN CONTACTOR | | |
| FIP | FACTORY INSTALLED OPTION | OFM | OUTDOOR FAN MOTOR | | |
| FSD | FINE SHUT DOWN | OFB | OUTDOOR FAN TERMINAL BLOCK | | |
| FU | FUSE | OLR | OVERLOAD RELAY | | |
| GR | GROUND | PER | POWER EXHAUST RELAY | | |
| HC | HEATER CONTACTOR | PIA | PLUG ASSEMBLY | | |
| HCR | HEATER CONTROL RELAY | POT | POTENTIOMETER | | |
| HPS | HIGH PRESSURE SWITCH | | | | |
| IAQ | INDOOR AIR QUALITY SENSORS | | | | |

50HE502337 E

General

The sequence below describes the sequence of operation for an electro-mechanical unit with and without a factory-installed EconoMi\$er IV and X (called “economizer” in this sequence). For information regarding a direct digital controller, see the start-up, operations, and troubleshooting manual for the applicable controller.

Electro-mechanical units with no economizer

Cooling (Single speed indoor fan motor)

When the thermostat calls for cooling, terminals G and Y1 are energized. As a result, the indoor-fan contactor (IFC) and the compressor contactor (C1) are energized, causing the indoor-fan motor (IFM), compressor #1, and outdoor fan to start. If the unit has 2 stages of cooling, the thermostat will additionally energize Y2. The Y2 signal will energize compressor contactor #2 (C2), causing compressor #2 to start. Regardless of the number of stages, the outdoor-fan motor runs continuously while unit is cooling.

Cooling (2-speed indoor fan motor)

Per ASHRAE 90.1-2016 and IECC-2015 standards, during the first stage of cooling operation the VFD will adjust the fan motor to provide 66% of the total cfm established for the unit. When a call for the second stage of cooling is required, the VFD will allow the total cfm for the unit established (100%).

Heating

NOTE: The 50TC is sold as cooling only. If electric heaters are required, use only factory-approved electric heaters. They will operate as described below.

Units have either 1 or 2 stages of electric heat. When the thermostat calls for heating, power is applied to the W1 terminal at the unit. The unit control will energize the indoor fan contactor and the first stage of electric heat. On units with 2-stage heating, when additional heating is required, the second stage of electric heat (if equipped) will be energized when power is applied at the W2 terminal on the unit.

Electro-mechanical units with an economizer

Cooling

When free cooling is not available, the compressors will be controlled by the zone thermostat. When free cooling is available, the outdoor-air damper is modulated by the EconoMi\$er IV and X control to provide a 50°F (10°C) to 55°F (13°C) mixed-air temperature into the zone. As the mixed air temperature fluctuates above 55°F (13°C) or below 50°F (10°C) dampers will be modulated (open or close) to bring the mixed-air temperature back within control. If mechanical cooling is utilized with free cooling, the outdoor-air damper will maintain its current position at the time the compressor is started. If the increase in cooling capacity causes the mixed-air temperature to drop below 48°F (9°C), then the outdoor-air damper position will be decreased to the minimum position. If the mixed-air temperature continues to fall, the outdoor-air damper will close. Control returns to normal once the mixed-air temperature rises above 48°F (9°C). The power exhaust fans will be energized and de-energized, if installed, as the outdoor-air damper opens and closes.

If field-installed accessory CO₂ sensors are connected to the EconoMi\$er IV and X control, a demand controlled ventilation strategy will begin to operate. As the CO₂ level in the zone increases above the CO₂ setpoint, the minimum position of the damper will be increased proportionally. As the CO₂ level decreases because of the increase in fresh air, the outdoor-air damper will be proportionally closed. For EconoMi\$er IV and X operation, there must be a thermostat

call for the fan (G). If the unit is occupied and the fan is on, the damper will operate at minimum position. Otherwise, the damper will be closed.

When the EconoMi\$er IV and X control is in the occupied mode and a call for cooling exists (Y1 on the thermostat), the control will first check for indoor fan operation. If the fan is not on, then cooling will not be activated. If the fan is on, then the control will open the EconoMi\$er IV and X damper to the minimum position.

On the initial power to the EconoMi\$er IV and X control, it will take the damper up to 2-1/2 minutes before it begins to position itself. After the initial power-up, further changes in damper position can take up to 30 seconds to initiate. Damper movement from full closed to full open (or vice versa) will take between 1-1/2 and 2-1/2 minutes. If free cooling can be used as determined from the appropriate changeover command (switch, dry bulb, enthalpy curve, differential dry bulb, or differential enthalpy), then the control will modulate the dampers open to maintain the mixed-air temperature setpoint at 50°F (10°C) to 55°F (13°C). If there is a further demand for cooling (cooling second stage - Y2 is energized), then the control will bring on compressor stage 1 to maintain the mixed-air temperature setpoint. The EconoMi\$er IV and X damper will be open at maximum position. EconoMi\$er IV and X operation is limited to a single compressor.

2-Speed Note: When operating in ventilation mode only, the indoor fan motor will automatically adjust to 66% of the total cfm established.

Heating

The sequence of operation for the heating is the same as an electro-mechanical unit with no economizer. The only difference is how the economizer acts. The economizer will stay at the Economizer Minimum Position while the evaporator fan is operating. The outdoor-air damper is closed when the indoor fan is not operating.

Refer to Service and Maintenance Manual for further details.

Optional Humidi-MiZer Dehumidification System

Units with the factory equipped Humidi-MiZer system option are capable of providing multiple modes of improved dehumidification as a variation of the normal cooling cycle. The Humidi-MiZer system option includes additional valves in the liquid line and discharge line of each refrigerant circuit, a small reheat condenser coil downstream of the evaporator, and Motormaster variable-speed control of some or all outdoor fans. Operation of the revised refrigerant circuit for each mode is described below.

The Humidi-MiZer system provides three sub-modes of operation: Cool, Reheat1, and Reheat2.

Cool mode - provides a normal ratio of Sensible and Latent Cooling effect from the evaporator coil.

Reheat1 - provides increased Latent Cooling while slightly reducing the Sensible Cooling effect.

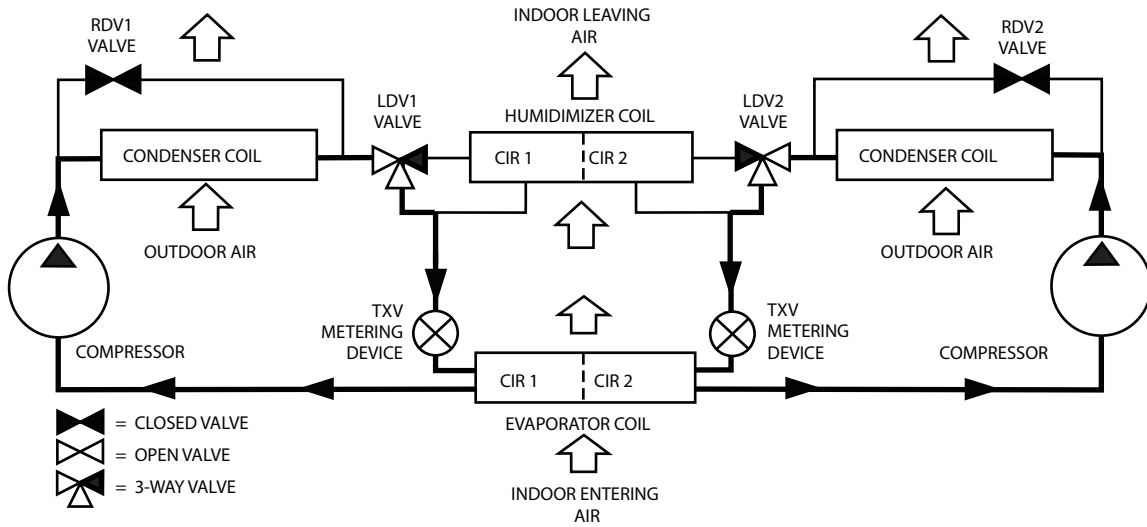
Reheat2 - provides normal Latent Cooling but with null or minimum Sensible Cooling effect delivered to the space.

The Reheat1 and Reheat2 modes are available when the unit is not in a Heating mode and when the Low Ambient Lockout switch is closed.

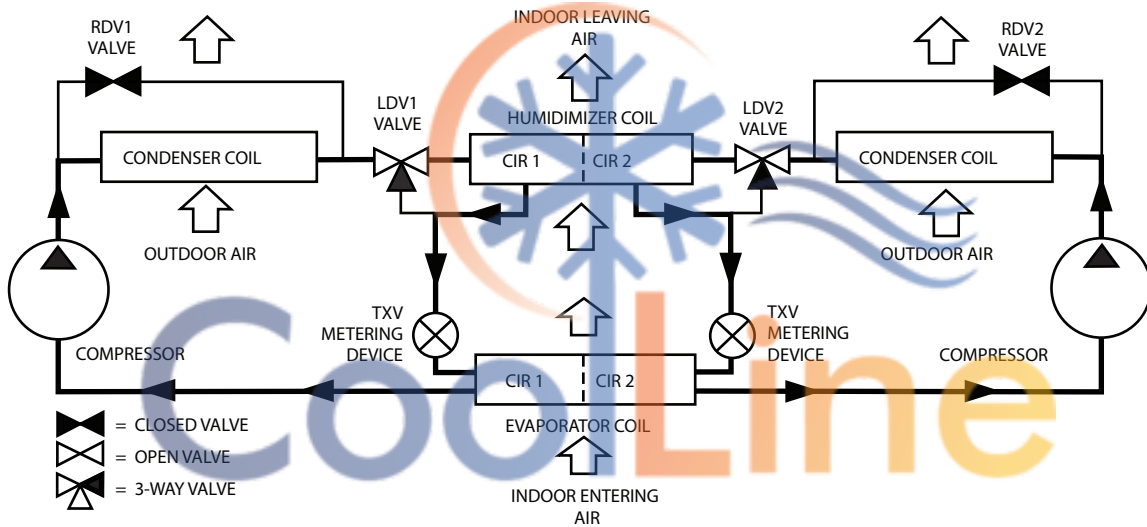
RTU Open (Factory Option)

For details on operating 50TC units equipped with the factory-installed RTU Open option, refer to the *Factory Installed Option RTU Open Multi-Protocol Controller Controls, Start-Up, Operation and Troubleshooting manual*.

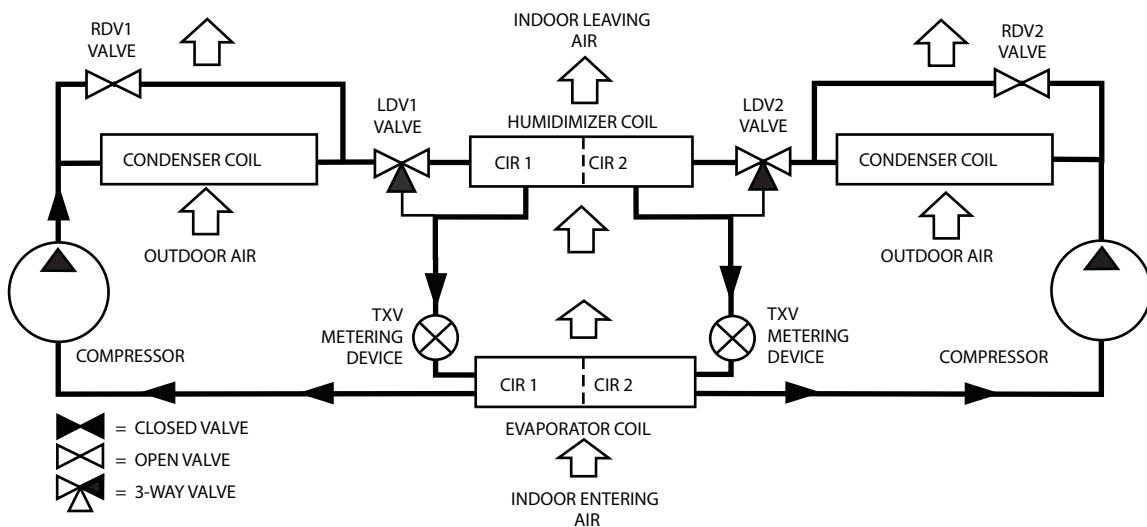
NORMAL COOLING MODE - HUMIDI-MIZER SYSTEM



SUBCOOLING MODE (REHEAT 1) - HUMIDI-MIZER SYSTEM



HOT GAS REHEAT MODE (REHEAT 2) - HUMIDI-MIZER SYSTEM



Min operating ambient temp (cooling)

In mechanical cooling mode, your Carrier rooftop can safely operate down to an outdoor ambient temperature of 30°F (-1°C). It is possible to provide cooling at lower outdoor ambient temperatures by using less outside air, economizers, and/or accessory low ambient kits.

Max operating ambient temp (cooling)

The maximum operating ambient temperature for cooling mode is 115°F (46°C). While cooling operation above 115°F (46°C) may be possible, it could cause either a reduction in performance, reliability, or a protective action by the unit's internal safety devices.

Min and max airflow (cooling mode)

To maintain safe and reliable operation of your rooftop, operate within the cooling airflow limits. Operating above the maximum may cause blow-off, undesired airflow noise, or airflow related problems with the rooftop unit. Operating below the minimum may cause problems with coil freeze-up. For proper minimum and maximum CFM values, see the tables on page 4.

Airflow

All units are draw-through in cooling mode.

Outdoor air application strategies

Economizers reduce operating expenses and compressor run time by providing a free source of cooling and a means of ventilation to match application changing needs. In fact, they should be considered for most applications. Also, consider the various economizer control methods and their benefits, as well as sensors required to accomplish your application goals. Please contact your local Carrier representative for assistance.

Motor limits, break horsepower (BHP)

Due to Carrier's internal unit design, air path, and specially designed motors, the full horsepower (maximum continuous BHP) band, as listed in the physical data tables on page 6 (for Novation units) and page 14 (for RTPF units), can be used with the utmost confidence. There is no need for extra safety factors, as Carrier's motors are designed and rigorously tested to use the entire, listed BHP range without either nuisance tripping or premature motor failure.

Sizing a rooftop

Bigger isn't necessarily better. While an air conditioner needs to have enough capacity to meet the load, it doesn't need excess capacity. In fact, having excess capacity typically results in very poor part load performance and humidity control.

Using higher design temperatures than ASHRAE recommends for your location, adding "safety factors" to the calculated load, and rounding up to the next largest unit, are all signs of oversizing air conditioners. Oversizing can cause short-cycling, and short cycling leads to poor humidity control, reduced efficiency, higher utility bills, drastic indoor temperature swings, excessive noise, and increased wear and tear on the air conditioner.

Rather than oversizing an air conditioner, wise contractors and engineers "right-size" or even slightly undersize air conditioners. Correctly sizing an air conditioner controls humidity better; promotes efficiency; reduces utility bills; extends equipment life, and maintains even, comfortable temperatures.

Low ambient applications

When equipped with a Carrier economizer, your rooftop unit can cool your space by bringing in fresh, cool outside air. In fact, when so equipped, accessory low-ambient kit may not be necessary. In low ambient conditions, unless the outdoor air is excessively humid or contaminated, economizer-based "free cooling" is the preferred less costly and energy conscious method.

In low ambient applications where outside air might not be desired (such as contaminated or excessively humid outdoor environments), your Carrier rooftop can operate to ambient temperatures down to -20°F (-29°C) using the recommended accessory Motormaster low ambient controller.

Winter start

Carrier's winter start kit extends the low ambient limit of your rooftop to 25°F (-4°C). The kit bypasses the low pressure switch, preventing nuisance tripping of the low pressure switch. Other low ambient precautions may still be prudent.

Application/Selection Option

Selection software by Carrier saves time by performing many of the steps above. Contact your Carrier sales representative for assistance.

Staged Air Volume (SAV) with Variable Frequency Drive (VFD)

Carrier's Staged Air Volume (SAV) system utilizes a Variable Frequency Drive (VFD) to automatically adjust the indoor fan motor speed in sequence with the units cooling operation. Per ASHRAE 90.1-2016 and IECC-2015 standards, during the first stage of cooling operation the VFD will adjust the fan motor to provide 66% of the total cfm established for the unit. When a call for the second stage of cooling is required, the VFD will allow the total cfm for the unit established (100%). During the heating mode, the VFD will allow total design cfm (100%) operation and during the ventilation mode the VFD will allow operation to 66% of total cfm.

The VFD used in Carrier's SAV system has soft start capabilities to slowly ramp up the speeds, thus eliminating any high inrush air volume during initial start-up. It also has internal over current protection for the fan motor and a field-installed display kit that allows adjustment and in depth diagnostics of the VFD.

This SAV system is available on models with 2-stage cooling operation with electro-mechanical or RTU Open (multi Protocol) controls. Both space sensor and conventional thermostats controls can be used to provide accurate control in any application.

The SAV system is very flexible for initial fan performance set up and adjustment. The standard factory-shipped VFD is pre-programmed to automatically stage the fan speed between the first and second stage of cooling. The unit fan performance static pressure and cfm can be easily adjusted using the traditional means of pulley adjustments. The other means to adjust the unit static and cfm performance is to utilize the field-installed display module and adjust the frequency and voltage in the VFD to required performance requirements. In either case, once set up the VFD will automatically adjust the speed between the cooling stage operations.

Note about this specification:

These specifications are written in "Masterformat" as published by the Construction Specification Institute. Please feel free to copy this specification directly into your building spec.

Cooling Only/Electric Heat Packaged Rooftop HVAC Guide Specifications

Size Range: 15 to 27.5 Nominal Tons

Carrier Model Number: 50TC

Part 1 — 23 06 80 Schedules for Decentralized HVAC Equipment

1.01 23 06 80.13 Decentralized Unitary HVAC Equipment Schedule

- A. 23 06 80.13.A. Rooftop unit schedule
1. Schedule is per the project specification requirements.

Part 2 — 23 07 16 HVAC Equipment Insulation

2.01 23 07 16.13 Decentralized, Rooftop Units:

- A. 23 07 16.13.A. Evaporator fan compartment:
1. Interior cabinet surfaces shall be insulated with a minimum 1/2-in. thick, minimum 1-1/2 lb density, flexible fiberglass insulation bonded with a phenolic binder, neoprene coated on the air side.
 2. Insulation and adhesive shall meet NFPA 90A requirements for flame spread and smoke generation.
 3. Unit internal insulation linings shall be resistant to mold growth in accordance with "mold growth and humidity" test in ASTM C1338, G21, and UL 181 or comparable test method. Air stream surfaces shall be evaluated in accordance with the "Erosion Test" in UL 181, as part of ASTM C1071.
- B. 23 07 16.13.B. Electric heat compartment:
1. Aluminum foil-faced fiberglass insulation shall be used.
 2. Insulation and adhesive shall meet NFPA 90A requirements for flame spread and smoke generation.

Part 3 — 23 09 13 Instrumentation and Control Devices for HVAC

3.01 23 09 13.23 Sensors and Transmitters

- A. 23 09 13.23.A. Thermostats
1. Thermostat must
 - a. energize both "W" and "G" when calling for heat.
 - b. have capability to energize 2 different stages of cooling, and 2 different stages of heating.
 - c. include capability for occupancy scheduling.

Part 4 — 23 09 23 Direct-digital Control system for HVAC

4.01 23 09 23.13 Decentralized, Rooftop Units:

- A. 23 09 23.13.A. PremierLink™ controller:
1. Shall be ASHRAE 62 compliant.
 2. Shall accept 18-32VAC input power.

3. Shall have an operating temperature range from -40°F (-40°C) to 158°F (70°C), 10% - 95% RH (non-condensing).
 4. Shall include an integrated economizer controller to support an economizer with 4 to 20 mA actuator input and no microprocessor controller.
 5. Controller shall accept the following inputs: space temperature, setpoint adjustment, outdoor air temperature, indoor air quality, outdoor air quality, indoor relative humidity, compressor lock-out, fire shutdown, enthalpy, fan status, remote time clock/door switch.
 6. Shall accept a CO₂ sensor in the conditioned space, and be Demand Controlled Ventilation (DCV) ready.
 7. Shall provide the following outputs: Economizer, fan, cooling stage 1, cooling stage 2, heat stage 1, heat stage 2, heat stage 3/ exhaust/ reversing valve/ dehumidify/ occupied.
 8. Unit shall provide surge protection for the controller through a circuit breaker.
 9. Shall be Internet capable, and communicate at a Baud rate of 38.4K or faster.
 10. Shall have an LED display independently showing the status of activity on the communication bus, and processor operation.
 11. Shall include an EIA-485 protocol communication port, an access port for connection of either a computer or a Carrier technician tool, an EIA-485 port for network communication to intelligent space sensors and displays, and a port to connect an optional LonWorks¹ plug-in communications card.
 12. Shall have built-in Carrier Comfort Network® (CCN) protocol, and be compatible with other CCN devices, including ComfortVIEW™ controllers.
 13. Shall have built-in support for Carrier technician tool.
 14. Software upgrades will be accomplished by local download. Software upgrades through chip replacements are not allowed.
 15. Shall be shock resistant in all planes to 5G peak, 11ms during operation, and 100G peak, 11ms during storage.
 16. Shall be vibration resistant in all planes to 1.5G at 20-300 Hz.
 17. Shall support a bus length of 4000 ft max (1219 m), 60 devices per 1000 ft (305 m) section, and 1 RS-485 repeater per 1000 ft sections.
- B. 23 09 23.13.B. RTU-Open protocol, direct digital controller:
1. Shall be ASHRAE 62-2001 compliant.
 2. Shall accept 18 to 30VAC, 50-60Hz, and consumer 15VA or less power.

1. LonWorks is a registered trademark of Echelon Corporation.

3. Shall have an operating temperature range from -40°F (-40°C) to 130°F (54°C), 10% - 90% RH (non-condensing).
4. Shall include built-in protocol for BACnet¹ (MS/TP and PTP modes), Modbus² (RTU and ASCII), Johnson N2 and LonWorks. LonWorks Echelon processor required for all Lon applications shall be contained in separate communication board.
5. Shall allow access of up to 62 network variables (SNVT). Shall be compatible with all open controllers.
6. Baud rate controller shall be selectable using a dipswitch.
7. Shall have an LED display independently showing the status of serial communication, running, errors, power, all digital outputs, and all analog inputs.
8. Shall accept the following inputs: space temperature, setpoint adjustment, outdoor air temperature, indoor air quality, outdoor air quality, compressor lock-out, fire shutdown, enthalpy switch, and fan status/filter status/humidity/remote occupancy.
9. Shall provide the following outputs: economizer, fan, cooling stage 1, cooling stage 2, heat stage 1, heat stage 2, heat stage 3/exhaust/ reversing valve.
10. Shall have built-in surge protection circuitry through solid state polyswitches. Polyswitches shall be used on incoming power and network connections. Polyswitches will return to normal when the “trip” condition clears.
11. Shall have a battery back-up capable of a minimum of 10,000 hours of data and time clock retention during power outages.
12. Shall have built-in support for Carrier technician tool.
13. Shall include an EIA-485 protocol communication port, an access port for connection of either a computer or a Carrier technician tool, an EIA-485 port for network communication to intelligent space sensors and displays, and a port to connect an optional LonWorks communications card.
14. Software upgrades will be accomplished by either local or remote download. No software upgrades through chip replacements are allowed.

1. BACnet is a trademark of ASHRAE.

2. Modbus is a registered trademark of Schneider Electric.

Part 5 — 23 09 33 Electric and Electronic Control System for HVAC

5.01 23 09 33.13 Decentralized, Rooftop Units:

A. 23 09 33.13.A. General:

1. Shall be complete with self-contained low-voltage control circuit protected by a resettable circuit breaker on the 24-v transformer side. Transformer shall have 75VA capability.
2. Shall utilize color-coded wiring.
3. Shall include a central control terminal board to conveniently and safely provide connection points for vital control functions such as: smoke detectors, phase monitor, economizer, thermostat, DDC control options, and low and high pressure switches.
4. Unit shall include a minimum of one 8-pin screw terminal connection board for connection of control wiring.

B. 23 09 33.13.B. Safeties:

1. Compressor over-temperature, over current.
2. Low-pressure switch.
 - a. Units shall have different sized connectors for the circuit 1 and circuit 2 low and high pressure switches. They shall physically prevent the cross-wiring of the safety switches between circuits 1 and 2.
 - b. Low-pressure switch shall use different color wire than the high-pressure switch. The purpose is to assist the installer and service technician to correctly wire and or troubleshoot the rooftop unit.
3. High-pressure switch.
 - a. Units compressors shall have different sized connectors for the circuit 1 and circuit 2 low and high pressure switches. They shall physically prevent the cross-wiring of the safety switches between circuits 1 and 2.
 - b. High-pressure switch shall use different color wire than the low-pressure switch. The purpose is to assist the installer and service technician to correctly wire and or troubleshoot the rooftop unit.
4. Automatic reset, motor thermal overload protector.

Part 6 — 23 09 93 Sequence of Operations for HVAC Controls

6.01 23 09 93.13 Decentralized, Rooftop Units:

A. 23 09 93.13.A. INSERT SEQUENCE OF OPERATION

Part 7 — 23 40 13 Panel Air Filters

7.01 23 40 13.13 Decentralized, Rooftop Units:

- A. 23 40 13.13.A. Standard filter section
1. Shall consist of factory-installed, low velocity, throwaway 2-in. thick fiberglass filters of commercially available sizes.
 2. Unit shall use only one filter size. Multiple sizes are not acceptable.
 3. Filters shall be accessible through a dedicated, weather tight panel.
 4. 4-in filter capabilities shall be capable with pre-engineered and approved Carrier filter track field-installed accessory. This kit requires field furnished filters.

Part 8 — 23 81 19 Self-Contained Air Conditioners

8.01 23 81 19.13 Medium-Capacity Self-Contained Air Conditioners

- A. 23 81 19.13.A. General
1. Outdoor, rooftop mounted, electrically controlled, heating and cooling unit utilizing hermetic scroll compressor(s) for cooling duty and with optional electrical heating accessories for heating duty.
 2. Factory assembled, single-piece heating and cooling rooftop unit. Contained within the unit enclosure shall be all factory wiring, piping, controls, and special features required prior to field start-up.
 3. Unit shall use Puron® refrigerant.
 4. Unit shall be installed in accordance with the manufacturer's instructions.
 5. Unit must be selected and installed in compliance with local, state, and federal codes.
- B. 23 81 19.13.B. Quality Assurance
1. Unit meets ASHRAE 90.1-2016 and IECC-2015 minimum efficiency requirements.
 2. Unit shall be rated in accordance with AHRI Standard 340/360.
 3. Unit shall be designed to conform to ASHRAE 15.
 4. Unit shall be ETL-tested and certified in accordance with ANSI Z21.47 Standards and ETL-listed and certified under Canadian standards as a total package for safety requirements.
 5. Insulation and adhesive shall meet NFPA 90A requirements for flame spread and smoke generation.
 6. Unit internal insulation linings shall be resistant to mold growth in accordance with "mold growth and humidity" test in ASTM C1338, G21, and UL 181 or comparable test method. Air stream surfaces shall be evaluated in accordance with the "Erosion Test" in UL 181, as part of ASTM C1071.

7. Unit casing shall be capable of withstanding 500 hour salt spray exposure per ASTM B117 (scribed specimen).
 8. Roof curb shall be designed to conform to NRCA Standards.
 9. Unit shall be subjected to a completely automated run test on the assembly line. The data for each unit will be stored at the factory, and must be available upon request.
 10. Unit shall be designed in accordance with UL Standard 1995, ETL listed including tested to withstand rain.
 11. Unit shall be constructed to prevent intrusion of snow and tested to prevent snow intrusion into the control box up to 40 mph.
 12. Unit shake tested to assurance level 1, ASTM D4169 to ensure shipping reliability.
 13. High Efficiency Motors listed shall meet section 313 of the Energy Independence and Security Act of 2007 (EISA 2007).
- C. 23 81 19.13.C. Delivery, Storage, and Handling
1. Unit shall be stored and handled per manufacturer's recommendations.
 2. Lifted by crane requires either shipping top panel or spreader bars.
 3. Unit shall only be stored or positioned in the upright position.
- D. 23 81 19.13.D. Project Conditions
As specified in the contract.
- E. 23 81 19.13.E. Operating Characteristics
1. Unit shall be capable of starting and running at 115°F (46°C) ambient outdoor temperature, meeting maximum load criteria of AHRI Standard 340/360 at ±10% voltage.
 2. Compressor with standard controls shall be capable of operation from 30°F (-1°C), ambient outdoor temperatures. Accessory kits are necessary if mechanically cooling at ambient temperatures below 30°F (-1°C).
 3. Unit shall discharge supply air vertically as shown on contract drawings.
 4. Unit shall be factory configured and ordered for vertical supply and return configurations.
 5. Unit shall be factory furnished for vertical configuration. No field conversion is required.
- F. 23 81 19.13.F. Electrical Requirements
Main power supply voltage, phase, and frequency must match those required by the manufacturer.
- G. 23 81 19.13.G. Unit Cabinet
1. Unit cabinet shall be constructed of galvanized steel, and shall be bonderized and coated with a pre-painted baked enamel finish on all externally exposed surfaces.
 2. Unit cabinet exterior paint shall be: film thickness, (dry) 0.003 inches minimum, gloss (per

- ASTM D523, 60°F / 16°C): 60, Hardness: H-2H Pencil hardness.
3. Evaporator fan compartment interior cabinet insulation shall conform to AHRI Standards 340/360 minimum exterior sweat criteria. Interior surfaces shall be insulated with a minimum 1/2-in. thick, 1 lb density, flexible fiberglass insulation, neoprene coated on the air side. Aluminum foil-faced fiberglass insulation shall be used in the heat compartment.
 4. Unit internal insulation linings shall be resistant to mold growth in accordance with “mold growth and humidity” test in ASTM C1338, G21, and UL 181 or comparable test method. Air stream surfaces shall be evaluated in accordance with the “Erosion Test” in UL 181, as part of ASTM C1071.
 5. Base of unit shall have a minimum of four locations for factory thru-the-base electrical connections. Connections shall be internal to the cabinet to protect from environmental issues.
 6. Base Rail
 - a. Unit shall have base rails on a minimum of 2 sides.
 - b. Holes shall be provided in the base rails for rigging shackles to facilitate maneuvering and overhead rigging.
 - c. Holes shall be provided in the base rail for moving the rooftop by fork truck.
 - d. Base rail shall be a minimum of 16 gage thickness.
 7. Condensate pan and connections:
 - a. Shall be a sloped condensate drain pan made of a non-corrosive material.
 - b. Shall comply with ASHRAE Standard 62.
 - c. Shall use a 3/4-in. -14 NPT drain connection at the end of the drain pan. Connection shall be made per manufacturer’s recommendations.
 8. Top panel:

Shall be a multi-piece top panel linked with water tight flanges and interlocking systems.
 9. Electrical Connections
 - a. All unit power wiring shall enter unit cabinet at a single, factory-prepared, knockout location.
 - b. Thru-the-base capability:
 - 1) Thru-the base provisions/connections are available as standard with every unit. When bottom connections are required, field furnished couplings are required.
 - 2) No basepan penetration, other than those authorized by the manufacturer, is permitted.
 10. Component access panels (standard):
 - a. Cabinet panels shall be easily removable for servicing.
 - b. Unit shall have one factory-installed, removable, filter access panel.
 - c. Panels covering control box and filters shall have molded composite handles while the blower access door shall have an integrated flange for easy removal.
 - d. Handles shall be UV modified, composite. They shall be permanently attached, and recessed into the panel.
 - e. Screws on the vertical portion of all removable access panel shall engage into heat resistant, molded composite collars.
 - f. Collars shall be removable and easily replaceable using manufacturer recommended parts.
- H. 23 81 19.13.H. Coils
1. Standard Aluminum fin - Copper tube coils:
 - a. Standard evaporator and condenser coils shall have aluminum lanced plate fins mechanically bonded to seamless internally grooved copper tubes with all joints brazed.
 - b. Evaporator coils shall be leak tested to 150 psig, pressure tested to 450 psig, and qualified to UL 1995 burst test at 1775 psig.
 - c. Condenser coils shall be leak tested to 150 psig, pressure tested to 650 psig, and qualified to UL 1995 burst test at 1980 psig.
 2. Optional pre-coated aluminum-fin condenser coils:
 - a. Shall have a durable epoxy-phenolic coating to provide protection in mildly corrosive coastal environments.
 - b. Coating shall be applied to the aluminum fin stock prior to the fin stamping process to create an inert barrier between the aluminum fin and copper tube.
 - c. Epoxy-phenolic barrier shall minimize galvanic action between dissimilar metals.
 - d. Corrosion durability of fin stock shall be confirmed through testing to be no less than 1000 hours salt spray per ASTM B117-90.
 - e. Corrosion durability of fin stock shall be confirmed through testing to have no visible corrosion after 48 hour immersion in a room temperature solution of 5% salt, 1% acetic acid.
 - f. Fin stock coating shall pass 2000 hours of the following: one week exposure in the prohesion chamber followed by one week of accelerated ultraviolet light testing. Prohesion chamber: the solution shall contain 3.5% sodium chloride and 0.35% ammonium sulfate. The exposure cycle is one hour of salt fog application at ambient followed by one hour drying at 95°F (35°C).

3. Optional Copper-fin evaporator and condenser coils:

- a. Shall be constructed of copper fins mechanically bonded to copper tubes and copper tube sheets.
- b. Galvanized steel tube sheets shall not be acceptable.
- c. A polymer strip shall prevent coil assembly from contacting the sheet metal coil pan to minimize potential for galvanic corrosion between coil and pan.

4. Optional E-coated aluminum-fin evaporator and condenser coils:

- a. Shall have a flexible epoxy polymer coating uniformly applied to all coil surface areas without material bridging between fins.
- b. Coating process shall ensure complete coil encapsulation of tubes, fins and headers.
- c. Color shall be high gloss black with gloss per ASTM D523-89.
- d. Uniform dry film thickness from 0.8 to 1.2 mil on all surface areas including fin edges.
- e. Superior hardness characteristics of 2H per ASTM D3363-92A and cross-hatch adhesion of 4B-5B per ASTM D3359-93.
- f. Impact resistance shall be up to 160 in.-lb (ASTM D2794-93).
- g. Humidity and water immersion resistance shall be up to minimum 1000 and 250 hours respectively (ASTM D2247-92 and ASTM D870-92).
- h. Corrosion durability shall be confirmed through testing to be no less than 6000 hours salt spray per ASTM B117-90.

5. Standard All Aluminum Novation Coils:

- a. Standard condenser coils shall have all aluminum Novation Heat Exchanger Technology design consisting of aluminum multi port flat tube design and aluminum fin. Coils shall be a furnace brazed design and contain epoxy lined shrink wrap on all aluminum to copper connections.
- b. Condenser coils shall be leak tested to 150 psig, pressure tested to 650 psig, and qualified to UL 1995 burst test at 1980 psig.

6. Optional E-coated aluminum-fin, aluminum tube condenser coils:

- a. Shall have a flexible epoxy polymer coating uniformly applied to all coil external surface areas without material bridging between fins.
- b. Coating process shall ensure complete coil encapsulation, including all exposed fin edges.
- c. E-coat thickness of 0.8 to 1.2 mil with top coat having a uniform dry film thickness from

1.0 to 2.0 mil on all external coil surface areas, including fin edges, shall be provided.

- d. Shall have superior hardness characteristics of 2H per ASTM D3363-00 and cross-hatch adhesion of 4B-5B per ASTM D3359-02.
- e. Shall have superior impact resistance with no cracking, chipping or peeling per NSF/ANSI 51-2002 Method 10.2.

I. 23 81 19.13.I. Refrigerant Components

1. Refrigerant circuit shall include the following control, safety, and maintenance features:

- a. Fixed orifice metering system (on non-Humidi-MiZer system units) shall prevent maldistribution of two-phase refrigerant by including multiple fixed orifice devices in each refrigeration circuit. Each orifice is to be optimized to the coil circuit it serves.
- b. Thermostatic Expansion Valve (TXV) shall help provide optimum performance across the entire operating range. Shall contain removable power element to allow change-out of power element and bulb without removing the valve body (for Humidi-MiZer system units only).
- c. Refrigerant filter drier - Solid core design.
- d. Service gage connections on suction and discharge lines.
- e. Pressure gage access through a specially designed screen on the side of the unit.

2. Compressors:

- a. Unit shall use one fully hermetic, scroll compressor for each independent refrigeration circuit.
- b. Models shall be available with 2 compressor/2-stage cooling.
- c. Compressor motors shall be cooled by refrigerant gas passing through motor windings.
- d. Compressors shall be internally protected from high discharge temperature conditions.
- e. Compressors shall be protected from an over-temperature and over-ampereage conditions by an internal, motor overload device.
- f. Compressor shall be factory mounted on rubber grommets.
- g. Compressor motors shall have internal line break thermal, current overload and high pressure differential protection.
- h. Crankcase heaters shall not be required for normal operating range, unless provided by the factory.

J. 23 81 19.13.J. Filter Section:

1. Filters access is specified in the unit cabinet section of this specification.
2. Filters shall be held in place by a preformed slide out filter tray, facilitating easy removal and installation.

3. Shall consist of factory-installed, low velocity, throw-away 2-in. thick fiberglass filters.
 4. Filters shall be standard, commercially available sizes.
 5. Only one size filter per unit is allowed.
 6. 4-in. filter capability is possible with a field-installed pre-engineered slide out filter track accessory. 4-in. filters are field furnished.
- K. 23 81 19.13.K. Evaporator Fan and Motor
1. Evaporator fan motor:
 - a. Shall have inherent automatic-reset thermal overload protection or circuit breaker.
 - b. Shall have a maximum continuous bhp rating for continuous duty operation; no safety factors above that rating shall be required.
 2. Belt-driven Evaporator Fan:
 - a. Belt drive shall include an adjustable-pitch motor pulley and belt break protection system.
 - b. Shall use rigid pillow block bearing system with lubricated fittings that are accessible or lubrication line.
 - c. Blower fan shall be double-inlet type with forward-curved blades.
 - d. Shall be constructed from steel with a finish that aids with corrosion resistance and dynamically balanced.
- L. 23 81 19.13.L. Condenser Fans and Motors:
1. Condenser fan motors:
 - a. Shall be a totally enclosed motor.
 - b. Shall use permanently lubricated bearings.
 - c. Shall have inherent thermal overload protection with an automatic reset feature.
 - d. Shall use a shaft-down design.
 2. Condenser Fans:
 - a. Shall be a direct-driven propeller type fan.
 - b. Shall have galvalum blades riveted to steel spiders that have corrosion resistant properties and shall be dynamically balanced.
- M. 23 81 19.13.M. Special Features, Options and Accessories
1. Staged Air Volume System (SAV™) for 2-stage cooling models only:
 - a. Evaporator fan motor:
 - 1) Shall have permanently lubricated bearings.
 - 2) Shall have a maximum continuous bhp rating for continuous duty operation; no safety factors above that rating.
 - 3) Shall be Variable Frequency duty and 2-speed control.
 - 4) Shall contain motor shaft grounding ring to prevent electrical bearing fluting damage by safely diverting harmful shaft voltages and bearing currents to ground.
 2. Variable Frequency Drive (VFD). Only available on 2-speed indoor fan motor option (SAV):
 - a. Factory-supplied VFDs qualify, through ABB, for a 24-month warranty from date of commissioning or 30 months from date of sale, whichever occurs first.
 - b. Shall be installed inside the unit cabinet, mounted, wired and tested.
 - c. Shall contain Electromagnetic Interference (EMI) frequency protection.
 - d. Insulated Gate Bi-Polar Transistors (IGBT) used to produce the output pulse width modulated (PWM) waveform, allowing for quiet motor operation.
 - e. Self diagnostics with fault and power code LED indicator. Field accessory display kit available for further diagnostics and special setup applications.
 - f. RS485 capability standard.
 - g. Electronic thermal overload protection.
 - h. 5% swinging chokes for harmonic reduction and improved power factor.
 - i. All printed circuit boards shall be conformal coated.
 3. Integrated EconoMi\$er IV, EconoMi\$er 2, and EconoMi\$er X standard leak rate models. (Factory or field-installed):
 - a. Integrated, gear driven opposing modulating blade design type capable of simultaneous economizer and compressor operation.
 - b. Independent modules for vertical return configuration shall be available.
 - c. Damper blades shall be galvanized steel with composite gears. Plastic or composite blades on intake or return shall not be acceptable.
 - d. Shall include all hardware and controls to provide free cooling with outdoor air when temperature and/or humidity are below setpoints.
 - e. Shall be equipped with gear driven dampers for both the outdoor ventilation air and the return air for positive air stream control.
 - f. Standard leak rate models shall be equipped with dampers not to exceed 2% leakage at 1 in. wg pressure differential.
 - g. Economizer controller on EconoMi\$er IV models shall be the Honeywell W7212 that provides:
 - 1) Combined minimum and DCV maximum damper position potentiometers with compressor staging relay.
 - 2) Functions with solid state analog enthalpy or dry bulb changeover control

- 3) Contain LED indicates for: when free cooling is available, when module is in DCV mode, when exhaust fan contact is closed.
- h. Economizer controller on EconoMi\$er X models shall be the Honeywell W7220 that provides:
 - 1) 2-line LCD interface screen for setup, configuration and troubleshooting.
 - 2) On-board Fault Detection and Diagnostics (FDD) that senses and alerts when the economizer is not operating properly, per California Title 24.
 - 3) Sensor failure loss of communication identification.
 - 4) Automatic sensor detection.
 - 5) Capabilities for use with multiple-speed indoor fan systems.
 - 6) Utilize digital sensors: Dry bulb and Enthalpy.
- i. Economizer controller on EconoMi\$er 2 models with PremierLink controller shall be 4 to 20mA design and controlled by the PremierLink controller. PremierLink controller does not comply with California Title 24 Fault Detection and Diagnostic (FDD) requirements.
- j. Economizer controller on EconoMi\$er 2 models with RTU Open controller shall be 4 to 20mA design controlled directly by the RTU Open controller. RTU Open meets California Title 24 Fault Detection and Diagnostic (FDD) requirements.
- k. Shall be capable of introducing up to 100% outdoor air.
- l. Shall be equipped with a barometric relief damper capable of relieving up to 100% return air and contain seals that meet ASHRAE 90.1-2016 and IECC-2015 requirements.
- m. Shall be designed to close damper(s) during loss-of-power situations with spring return built into motor.
- n. Dry bulb outdoor air temperature sensor shall be provided as standard. Enthalpy sensor is also available for factory-installed economizers only. Outdoor air sensor setpoint shall be adjustable and shall range from 40°F to 100°F (4°C to 38°C). Additional sensor options shall be available as accessories.
- o. The economizer controller shall also provide control of an accessory power exhaust unit function. Factory set at 100%, with a range of 0% to 100%.
- p. The economizer shall maintain minimum air-flow into the building during occupied period and provide design ventilation rate for full occupancy.
- q. Dampers shall be completely closed when the unit is in the unoccupied mode.
- r. Economizer controller shall accept a 2 to 10 Vdc CO₂ sensor input for IAQ/DCV control. In this mode, dampers shall modulate the outdoor air damper to provide ventilation based on the sensor input.
- s. Compressor lockout temperature on W7220 is adjustable from -45°F to 80°F, set at a factory default of 32°F. Others shall open at 35°F (2°C) and close at 50°F (10°C).
- t. Actuator shall be direct coupled to economizer gear. No linkage arms or control rods shall be acceptable.
- u. Economizer controller shall provide indications when in free cooling mode, in the DCV mode, or the exhaust fan contact is closed.
4. Integrated EconoMi\$er 2, and EconoMi\$er X Ultra Low Leak rate models. (Factory or field-installed):
 - a. Integrated, gear driven opposing modulating blade design type capable of simultaneous economizer and compressor operation.
 - b. Independent modules for vertical return configuration shall be available.
 - c. Damper blades shall be galvanized steel with composite gears. Plastic or composite blades on intake or return shall not be acceptable.
 - d. Shall include all hardware and controls to provide free cooling with outdoor air when temperature and/or humidity are below setpoints.
 - e. Shall be equipped with gear driven dampers for both the outdoor ventilation air and the return air for positive air stream control.
 - f. Ultra Low Leak design meets California Title 24 section 140.4 and ASHRAE 90.1-2016 and IECC-2015 requirements of 4 cfm per sq. ft. on the outside air dampers and 10 cfm per sq. ft. on the return dampers.
 - g. Economizer controller on EconoMi\$er X models shall be the Honeywell W7220 that provides:
 - 1) 2-line LCD interface screen for setup, configuration and troubleshooting.
 - 2) On-board Fault Detection and Diagnostics (FDD) that senses and alerts when the economizer is not operating properly, per California Title 24.
 - 3) Sensor failure loss of communication identification.
 - 4) Automatic sensor detection.
 - 5) Capabilities for use with multiple-speed indoor fan systems.
 - 6) Utilize digital sensors: Dry bulb and Enthalpy.
 - h. Economizer controller on EconoMi\$er 2 models with RTU Open controller shall be 4 to 20mA design controlled directly by the RTU Open controller. RTU Open controller

- meets California Title 24 Fault Detection and Diagnostic (FDD) requirements.
- i. Shall be capable of introducing up to 100% outdoor air.
 - j. Shall be equipped with a barometric relief damper capable of relieving up to 100% return air and contain seals that meet ASHRAE 90.1-2016 and IECC-2015 requirements.
 - k. Shall be designed to close damper(s) during loss-of-power situations with spring return built into motor.
 - l. Dry bulb outdoor air temperature sensor shall be provided as standard. Enthalpy sensor is also available for factory-installed economizers only. Outdoor air sensor setpoint shall be adjustable and shall range from 40°F to 100°F (4°C to 38°C). Additional sensor options shall be available as accessories.
 - m. The economizer controller shall also provide control of an accessory power exhaust unit function. Factory set at 100%, with a range of 0% to 100%.
 - n. The economizer shall maintain minimum airflow into the building during occupied period and provide design ventilation rate for full occupancy.
 - o. Dampers shall be completely closed when the unit is in the unoccupied mode.
 - p. Economizer controller shall accept a 2 to 10 Vdc CO₂ sensor input for IAQ/DCV control. In this mode, dampers shall modulate the outdoor air damper to provide ventilation based on the sensor input.
 - q. Compressor lockout temperature on W7220 is adjustable from -45°F to 80°F, set at a factory default of 32°F. Others shall open at 35°F (2°C) and close at 50°F (10°C).
 - r. Actuator shall be direct coupled to economizer gear. No linkage arms or control rods shall be acceptable.
 - s. Economizer controller shall provide indications when in free cooling mode, in the DCV mode, or the exhaust fan contact is closed.
5. Two-Position Motorized Damper:
 - a. Damper shall be a two-position damper. Damper travel shall be from the full closed position to the field adjustable %-open setpoint.
 - b. Damper shall include adjustable damper travel from 25% to 100% (full open).
 - c. Damper shall include single or dual blade, gear driven dampers and actuator motor.
 - d. Actuator shall be direct coupled to damper gear. No linkage arms or control rods shall be acceptable.
 - e. Damper will admit up to 100% outdoor air for applicable rooftop units.
 - f. Damper shall close upon indoor (evaporator) fan shutoff and/or loss of power.
 - g. The damper actuator shall plug into the rooftop unit's wiring harness plug. No hard wiring shall be required.
 - h. Outside air hood shall include aluminum water entrainment filter.
 6. Manual damper:

Manual damper package shall consist of damper, air inlet screen, and rain hood which can be preset to admit up to 25% outdoor air for year round ventilation.
 7. Humidi-MiZer Adaptive Dehumidification System (not available on 30 size models):
 - a. The Humidi-MiZer Adaptive Dehumidification System shall be factory-installed in 50TC-*17-28 models with RTPF (round tube plate fin) condenser coils, and shall provide greater dehumidification of the occupied space by two modes of dehumidification operations beside its normal design cooling mode:
 - 1) Subcooling mode further subcools the hot liquid refrigerant leaving the condenser coil when both temperature and humidity in the space are not satisfied.
 - 2) Hot gas reheat mode shall mix a portion of the hot gas from the discharge of the compressor with the hot liquid refrigerant leaving the condenser coil to create a two-phase heat transfer in the system, resulting in a neutral leaving air temperature when only humidity in the space is not satisfied.
 - 3) Includes head pressure controller.
 8. Head Pressure Control Package (Motormaster):
 - a. Controller shall control coil head pressure by condenser-fan speed modulation or condenser-fan cycling and wind baffles.
 - b. Shall consist of solid-state control and condenser-coil temperature sensor to maintain condensing temperature between 90°F (32°C) and 110°F (43°C) at outdoor ambient temperatures down to -20°F (-29°C).
 9. Condenser Coil Hail Guard Assembly:
 - a. Shall protect against damage from hail.
 - b. Shall be louvered style design.
 10. Unit-Mounted, Non-Fused Disconnect Switch:
 - a. Switch shall be factory-installed, internally mounted.
 - b. National Electric Code (NEC) and ETL approved non-fused switch shall provide unit power shutoff.
 - c. Shall be accessible from outside the unit.
 - d. Shall provide local shutdown and lockout capability.

- e. Sized only for the unit as ordered from the factory. Does not accommodate field-installed devices.
11. Convenience Outlet:
- a. Powered convenience outlet:
 - 1) Outlet shall be powered from main line power to the rooftop unit.
 - 2) Outlet shall be powered from line side of disconnect by installing contractor, as required by code. If outlet is powered from load side of disconnect, unit electrical ratings shall be ETL certified and rated for additional outlet amperage.
 - 3) Outlet shall be factory-installed and internally mounted with easily accessible 115-v female receptacle.
 - 4) Outlet shall include 15 amp GFI receptacles with independent fuse protection.
 - 5) Voltage required to operate convenience outlet shall be provided by a factory-installed step-down transformer.
 - 6) Outlet shall be accessible from outside the unit.
 - 7) Outlet shall include a field-installed "Wet in Use" cover.
 - b. Unpowered convenience outlet:
 - 1) Outlet shall be powered from a separate 115/120v power source.
 - 2) A transformer shall not be included.
 - 3) Outlet shall be factory-installed and internally mounted with easily accessible 115-v female receptacle.
 - 4) Outlet shall include 15 amp GFI receptacles with independent fuse protection.
 - 5) Outlet shall be accessible from outside the unit.
 - 6) Outlet shall include a field-installed "Wet in Use" cover.
12. Fan/Filter Status Switch:
- a. Switch shall provide status of indoor evaporator fan (ON/OFF) or filter (CLEAN/DIRTY).
 - b. Status shall be displayed either over communication bus (when used with direct digital controls) or with an indicator light at the thermostat.
13. Centrifugal Power Exhaust:
- a. Power exhaust shall be used in conjunction with an integrated economizer.
 - b. Power exhaust shall be controlled by economizer controller operation. Exhaust fans shall be energized when dampers open past the 0-100% adjustable setpoint on the economizer control.
14. Roof Curbs (Vertical):
- a. Full perimeter roof curb with exhaust capability providing separate air streams for energy recovery from the exhaust air without supply air contamination.
 - b. Formed galvanized steel with wood nailer strip and shall be capable of supporting entire unit weight.
 - c. Permits installation and securing of ductwork to curb prior to mounting unit on the curb.
15. Adapter Curb (Vertical):
- a. Full perimeter – fully assembled and welded roof curb with exhaust capability providing separate air streams for energy recovery from the exhaust air without supply air contamination.
 - b. Formed galvanized steel with wood nailer strip and shall be capable of supporting entire unit weight.
 - c. Permits installation of new 50TC-*17-28 models to past Carrier design curb models: DP, DR, HJ, TM, and TJ. (Not for 50TJE024-028 models.) Check with Carrier sales expert of further details and information.
16. High-Static Indoor Fan Motor(s) and Drive(s):
High-static motor(s) and drive(s) shall be factory-installed to provide additional performance range.
17. Outdoor Air Enthalpy Sensor:
The outdoor air enthalpy sensor shall be used to provide single enthalpy control. When used in conjunction with a return air enthalpy sensor, the unit will provide differential enthalpy control. The sensor allows the unit to determine if outside air is suitable for free cooling.
18. Return Air Enthalpy Sensor:
The return air enthalpy sensor shall be used in conjunction with an outdoor air enthalpy sensor to provide differential enthalpy control.
19. Indoor Air Quality (CO₂) Sensor:
- a. Shall be able to provide demand ventilation indoor air quality (IAQ) control.
 - b. The IAQ sensor shall be available in duct mount, wall mount, or wall mount with LED display. The setpoint shall have adjustment capability.
20. Smoke detectors:
- a. Shall be a four-wire controller and detector.
 - b. Shall be environmental compensated with differential sensing for reliable, stable, and drift-free sensitivity.
 - c. Shall use magnet-activated test/reset sensor switches.
 - d. Shall have tool-less connection terminal access.
 - e. Shall have a recessed momentary switch for testing and resetting the detector.
 - f. Controller shall include:
 - 1) One set of normally open alarm initiation contacts for connection to an initiating device circuit on a fire alarm control panel.

- 2) Two Form-C auxiliary alarm relays for interface with rooftop unit or other equipment.
 - 3) One Form-C supervision (trouble) relay to control the operation of the Trouble LED on a remote test/reset station.
 - 4) Capable of direct connection to two individual detector modules.
 - 5) Can be wired to up to 14 other duct smoke detectors for multiple fan shut-down applications.
21. Horn/Strobe Annunciator:
- a. Provides an audible/visual signaling device for use with factory-installed option or field-installed accessory smoke detectors:
 - 1) Requires installation of a field-supplied 24-v transformer suitable for 4.2 VA (AC) or 3.0 VA (DC) per horn/strobe accessory.
 - 2) Requires field-supplied electrical box, North American 1-gang box, 2-in. (51 mm) x 4-in. (102 mm).
 - 3) Shall have a clear colored lens.
22. Winter start kit:
- a. Shall contain a bypass device around the low-pressure switch.
 - b. Shall be required when mechanical cooling is required down to 25°F (-4°C).
 - c. Shall not be required to operate on an economizer when below an outdoor ambient of 40°F (4°C).
23. Time Guard:
- a. Shall prevent compressor short cycling by providing a 5 minute delay (± 2 minutes) before restarting a compressor after shut-down for any reason.
 - b. One device shall be required per compressor.
24. Electric Heat:
- a. Heating Section:
 - 1) Heater element open coil resistance wire, nickel-chrome alloy, 0.29 inches inside diameter, strung through ceramic insulators mounted on metal frame. Coil ends are staked and welded to terminal screw slots.
 - 2) Heater assemblies are provided with integral fusing for protection of internal heater circuits not exceeding 48 amps each. Auto reset thermo limit controls, magnetic heater contactors (24 v coil) and terminal block all mounted in electric heater control box (minimum 18 ga galvanized steel) attached to end of heater assembly.
25. California OSHPD Seismic Certification Label (17-28 sizes only):
- a. Units meet the seismic requirements of the International Code Council Evaluation Service (ICC-ES) document AC156 (Acceptance Criteria for Seismic Qualification by Shake-Table Testing of Nonstructural Components and Systems) and per International Building Code (IBC 2009) at an SDS (g) value of 2.00 $z/h=1.0$, $I_p=1.5$ and certified by independent structural engineers.
- b. Units shall include a certification label that meets the CA OSHPD Special Seismic Certification pre-approval labeling requirements on the external chassis of the unit.
26. Display Kit for Variable Frequency Drive:
- a. Kit allows the ability to access the VFD controller programs to provide special setup capabilities and diagnostics.
 - b. Kit contains display module and communication cable.
 - c. Display kit can be permanently installed in the unit or used on any SAV system VFD controller as needed.
27. Hinged Access Panels:
- a. Shall provide easy access through hinged access doors with vinyl coated door retainers.
 - b. Shall be on major panels of: filter, control box and fan motor.
28. Energy Demand System - EDS (field-installed accessory):
- a. Shall utilize wireless network communication to optimize rooftop unit energy usage, up to 875 yds and up to 49 load controllers for each gateway. A wireless cellular signal shall be utilized to communicate energy information to/from the customer web portal.
 - b. Shall utilize explicit algorithms to minimize rooftop electrical demand charges, customizable to each facility.
 - c. Shall allow scheduling of rooftop units and provide a "staggered start" approach to minimize electrical consumption charges, customized to each facility.
 - d. Scheduling, adjustments, and sub-metered electrical data shall be accessible through a web based customer portal.
 - e. Shall provide demand response capability, including compliance with Open ADR protocol.
 - f. Shall utilize an external 4-pole relay and an internal single pole relay.
 - g. Shall use (2) split core transformers to provide real-time sub-metered electrical usage.
29. High Short Circuit Current Rating (SCCR):
- a. An optional SCCR of 65kA shall be provided for 460 volt and 60kA for 208/230 volt units.

